



**KINGDOM OF CAMBODIA**  
Nation-Religion-King

**General Population Census of Cambodia 2019**

**Series Thematic Report**  
on  
**Population Projection**



**National Institute of Statistics Ministry of Planning**  
**Phnom Penh Cambodia**  
**November 2021**





**KINGDOM OF CAMBODIA**  
Nation-Religion-King

**General Population Census of Cambodia 2019**

**Series Thematic Report**  
on  
**Population Projection**



**National Institute of Statistics Ministry of Planning**  
**Phnom Penh Cambodia**  
**November 2021**





# Table of Contents

<b>Population Projections</b>		<b>Page</b>
Population Projections		1
Introduction		5
National Population Projection, Recommended Scenario		7
Alternative Scenarios		30
Urban-Rural Population		43
Population By Provinces		48
Conclusions		71
References		437
<b>Tables</b>		
<b>Table 1:</b> Life expectancy at birth according to the past three censuses (1998, 2008, and 2019)		9
<b>Table 2:</b> Life expectancy at birth by sex, projection from 2020 to 2050		9
<b>Table 3:</b> Life table, Cambodia 2019		11
<b>Table 4:</b> TFR according to several sources, 1998 to 2019.		13
<b>Table 5:</b> Estimated and projected TFR, 1998 to 2050		14
<b>Table 6:</b> Age-specific fertility rates according to the 1998, 2008 and 2019 censuses		15
<b>Table 7:</b> Projected ASFR, 2020 to 2050		16
<b>Table 8:</b> Adjustment of the population 0 to 4 years, by age, Census 2019		18
<b>Table 9:</b> Base population for the projections.		19
<b>Table 10:</b> Population projection by sex and absolute and exponential annual growth, 2019-2050		21
<b>Table 11:</b> Selected indicators of sex and age structure, 2019 to 2050		23
<b>Table 12:</b> Selected socioeconomic functional age groups		26
<b>Table 13:</b> TFR according to 5 scenarios, 2019-2050		30
<b>Table 14:</b> Population by single year of the population by sex according to five fertility scenarios		32
<b>Table 15:</b> Indicators of age and sex structure and functional age groups according to five scenarios of future fertility for year 2050		39
<b>Table 16:</b> Urban and rural population by sex, 2019 to 2030		45
<b>Table 17:</b> Indicators of age and sex structure and functional age groups according to urban and rural areas, year 2030		46
<b>Table 18:</b> Population projections by sex and provinces, 2019 to 2030.		50
<b>Table 19:</b> Indicators of age and sex structure and functional age groups according to provinces, urban and rural, years 2019 to 2030		62

<b>Figures</b>	<b>Page</b>
<b>Figure 1:</b> Projected life expectancy at birth by sex, years 2020 to 2050	10
<b>Figure 2:</b> TFR according to several sources, 1998 to 2019.	13
<b>Figure 3:</b> Estimated and Projected TFR, 1998 to 2050	15
<b>Figure 4:</b> Age-specific fertility rates according to the 1998, 2008 and 2019 censuses	16
<b>Figure 5:</b> Projected ASFR, 2020 to 2050	17
<b>Figure 6:</b> Population projection, 2019 to 2050	22
<b>Figure 7:</b> Superimposed population pyramid: 2019 and 2030	25
<b>Figure 8:</b> Superimposed population pyramid: 2019 and 2050	26
<b>Figure 9:</b> The possible window of opportunity in Cambodia, 2019 to 2050	29
<b>Figure 10:</b> TFR according to 5 scenarios, 2019-2050	31
<b>Figure 11:</b> Population projection according to five fertility scenarios, by sex, 2019-2050	35
<b>Figure 12:</b> Superimposed population pyramid, recommended projection: 2019 and 2050.	36
<b>Figure 13:</b> Superimposed population pyramid, constant fertility decline: 2019 and 2050.	37
<b>Figure 14:</b> Superimposed population pyramid, slow fertility decline: 2019 and 2050	37
<b>Figure 15:</b> Superimposed population pyramid, rapid fertility decline: 2019 and 2050	38
<b>Figure 16:</b> Superimposed population pyramid, rapid fertility decline: 2019 and 2050	38
<b>Figure 17:</b> Age-dependency ratios under the assumption of the recommended future fertility trend, 2019 to 2050	40
<b>Figure 18:</b> Age-dependency ratios under the assumption of a constant future fertility trend (TFR=2.51), 2019 to 2050	41
<b>Figure 19:</b> Age-dependency ratios under the assumption of a slow future fertility decline, 2019 to 2050	41
<b>Figure 20:</b> Age-dependency ratios under the assumption of a rapid future fertility trend, 2019 to 2050	42
<b>Figure 21:</b> Age-dependency ratios under the assumption of a fertility level increase, 2019 to 2050	42
<b>Figure 22:</b> Urban and rural populations, 2019 to 2030	45

### **Appendixes**

<b>Appendix A</b> Projected total population by sex and age groups, 2019-2050	74
<b>Appendix B</b> Projected total population by single years and sex, 2019-2050	83
<b>Appendix C</b> Population projections according to five fertility scenarios, 2019 to 2050	116
<b>Appendix C1</b> Population projection according to the recommended future fertility levels	117
<b>Appendix C2</b> Population projection according to a constant future fertility level	151
<b>Appendix C3</b> Population projection according to a slow future fertility decline	185
<b>Appendix C4</b> Population according to rapid fertility decline	219
<b>Appendix C5</b> Population according to fertility increase	253
<b>Appendix D</b> Projected population by provinces, urban and rural, and according to age groups and sex, 2019-2050	286
Banteay Meanchey	287
Battambang	293
Kampong Cham	299
Kampong Chhnang	305
Kampong Speu	311

Kampong Thom	317
Kampot	323
Kandal	329
Koh Kong	335
Kracheh	341
Mondul Kiri	347
Phnom Penh	353
Preah Vihear	359
Prey Veng	365
Pursat	371
Ratanak Kiri	377
Siem Reap	383
Preah Sihanouk	389
Stung Treng	395
Svay Rieng	401
Takeo	407
Oddar Meanchey	413
Kep	419
Pailin	425
Tbong Khmum	431



## FOREWORD

The General Population Census of Cambodia of 2019 provides a crucial opportunity to examine past achievements and to guide future development plans and strategies. Aware of the vital importance of the project, the Royal Government of Cambodia allocated major national resources towards the implementation of the Census.

I am gratified that the Census has been a success and that reliable and timely data will be made available to specialized users and the general public. In addition to the present document, a range of thematic reports will be generated by the National Institute of Statistics, with the assistance of specialists from various sectors, including academia.

On behalf of the Ministry of Planning, I would like to express our deep gratitude to **Samdech Akka Moha Sena Padei Techo HUN SEN, Prime Minister of the Kingdom of Cambodia**. His unwavering support has been integral to the successful completion of the Census. I would also like to extend our sincerest thanks to **Samdech Kralahom Sar Kheng, Deputy Prime Minister, Minister of the Interior and Chairman of the National Census Committee (NCC)** and the others members of the Committee, for their guidance.

As Chair of the Technical Committee and the Publicity Committee for the General Population Census of Cambodia of 2019 - and on behalf of the Ministry of Planning – I would like to thank all members of the census committee working in the capital, provinces, municipalities, districts, khans and communes/sangkats. They did an excellent job and, by working together, we have been able to successfully implement our planned activities and obtain valuable results.


I would also like to thank the United Nations Population Program (UNFPA), the Swedish International Development Cooperation Agency (SIDA) and the Federal Republic of Germany and their implementer, the Deutsche Gesellschaft für Internationale Zusammenarbeit (GIZ). Their financial and technical assistance supported the census planning and also the data entry, cleaning and analysis phases. They also provided training in report writing and helped draft the final census report.

I would like to thank **Dr Nott Rama Rao** for providing technical assistance in the census planning process and for reviewing all technical aspects of the census. And **Dr Ricardo Neupert**, Census Chief Technical Advisor, for providing overall technical assistance, particularly in writing the final census report. **Dr Arij Dekker** also provided much-appreciated help with the data cleaning and the preparation of the census priority tables. And **Kjell Tambour**, Senior Advisor with Statistics Sweden/SIDA, provided welcome assistance with the data processing.

I would like to express my special thanks to the Government of the People's Republic of China for providing material assistance worth a total of \$2.5 million to support the census. This valuable contribution included automobiles, motorcycles, desktops, laptops, printers, photocopiers, tablets, servers and other electronic devices.

Last but not least, I would like to express my gratitude and appreciation to all staff of the National Institute of Statistics. **H.E. Ms. Hang Lina**, Delegate of the Royal Government of Cambodia in-charge of Director-General of the National Institute of

Statistics, who carefully coordinated all census operations, with the assistance of Deputy Directors-General **H.E. Sok Kosal**, **H.E. Saint Lundy** and **H.E. They Kheam**. I would like to express particular thanks to all compatriots who supported and participated in the successful completion of census operations in the Kingdom of Cambodia in 2019.

We are pleased to present to line-ministries, international agencies, non-government organization, policy makers, programme implementers, development planners, and researchers a publication with a plethora of useful information of a series thematic report. We hope to receive feedback and contributions from our readers to learn from mistakes and improve subsequent of the Series Census publications. 

**Senior Minister  
Minister of Planning**



**Kitti Settha Pandita Chhay Than**

## PREFACE

General Population Census of Cambodia 2019 was conducted not only to obtain the much-needed demographic data following the census, but also to serve as a means to train the staff of the NIS and Provincial Planning Offices in demographic data collection. In particular the level emphasized for clarity that the analyses of Population Projection are discussed. This report contains and in-depth analysis on Population Projection in Cambodia based on the results of GPCC, 2019. There was planned to produce more in-depth studies based on the results of the census, on other topics of interest furthermore, some 18 thematic reports are expected to be issued in 2020 and 2021.

I would like to extend special thanks are due to Kitti Settha Pandita Chhay Than, Honorable Senior Minister, Minister of Planning whose keen interest in the census and in the survey was always a source of inspiration and encouragement both to the national and international staff of the project.

Our special thanks to the United Nations Population Fund (UNFPA), GIZ and other DPs for undertaking the coordinating role for the census and for their technical support. The Royal Government of Cambodia through the Ministry of Economy and Finance has provided full financial support. I am also grateful to the People's Republic of China for supplying equipment such as vehicles, motorbikes, computers, printers and photocopiers, which were and still are essential for census operations.

Finally, I wish to thank all the staff of the National Institute of Statistics, the Provincial Census Officers, the District Census Officers, the Commune Census Officers, village chiefs, field supervisors and enumerators for their dedication and hard work. This has enabled us produce timely data of good quality. My acknowledgements would be incomplete if I did not mention the general public who provided the much-needed information without hesitation

**Delegate of Royal Government of Cambodia  
In-charge of Director-General of National Institute  
of Statistics**



**Ms. Hang Lina**





# POPULATION PROJECTIONS

## SUMMARY

After the results of a population census has been published, the first activity that statistical offices conduct is a population projection. A census counts the population living in a country in a given moment, usually during a day. However, the following day, not to mention the following year, the population enumerated during the census day is already outdated: people die and are born every day. A projection delivers the population for several years after the date when census was conducted.

The present projections were prepared at the national, urban-rural, provincial total, and provincial urban-rural levels. The National Projections cover a period that goes from the year of the last census (2019) to year 2050; the urban-rural and provincial projections comprise up to year 2030. All sets of projections are done by age (age groups and single ages) and sex and their results are consistent at all levels. This means that the sums of the population of the urban-rural and provinces projections is equal to the national projection population.

A major issue of population projections is its reliability, that is, whether the projected numbers will agree in the future with the real population size and structure. Many people, even demographers, have a poor opinion of the capacity of demography to make accurate forecasts. Nevertheless, at the national level and for a few years following the census, population projections provide relatively accurate results when they are based on a reliable base or initial population and on reasonable hypotheses about population growth or mortality, fertility and migration. The results will probably not be exact but precise enough to conduct suitable and effective planning and analyses.

The National Population Projection cover the population of Cambodia from 2019 (date of the last census) to 2050. The results are presented for each calendar year and disaggregated by sex and age (age groups and single ages). These population projections make use of the Cohort Component Method. This is the most developed and refined technique to project a national population and, therefore, is the one used in most countries. It requires the separate projection (by age and sex groups) of the three population components: mortality, fertility and migration.

There are several computer programs developed to calculate projections with this method. The present projection was conducted using the software Rural-Urban Projections (RUP), developed by the U.S. Bureau of the Census. An advantage of this software, among others, is that it allows projections by single years of age (instead of five-years as the conventional approach).

Fertility and mortality were projected using mathematical function derived from trends established by past measures. In the case of mortality, life expectancy at birth from the present and the past two census (1998 and 2008) were used to establish a future trend, up to year 2050. A second-degree polynomial was the function that best fitted the data and, therefore, it was used to project

life expectancy at birth. These life expectancies were related to life tables, in particular, to survival rates, which then were applied to the population.

Fertility was projected using total fertility rates (TFR). A past trend was obtained from the three available censuses and also from three Cambodian Demographic and Health Survey. Fertility has been experienced a substantial decline during the past three decades. The present level, 2.5 children per woman, is near the replacement level, that is, the fertility level at which a population replace itself. After theoretical and empirical considerations, it was decided that TFR will follow an exponential trend in the future. This trend is consistent with the observed past decline and it assumes that in the near future fertility will continue declining but at a progressively slower pace.

In these projections international migration was not included. Therefore, the implicit hypothesis here is that it is unlikely that international migration will become a relevant component of the population dynamic of Cambodia in the future. The assumption behind this hypothesis is that emigration and immigration may take place during the future 30 years, but it will probably be small and, therefore, unlikely to have a major effect in the size and structure of the population.

One of the most important operations in a projection exercise is to establish a base population, which is usually the most recent census population adjusted by under-enumeration and age misreporting. The under-enumeration that affects censuses is usually estimated and corrected using a post-enumeration survey (PES). A PES conducted shortly after the 2019 census enumeration concluded that the undercount was 2.5 percent. In most censuses, under-enumeration and age misreporting for the age group 0-4 years are usually larger than those estimated by the PES. For this reason, an additional correction was conducted. This estimate, which is done using demographic procedures, indicates an under-enumeration of approximately 6 percent for such an age group.

The census population corresponds to 3 March 2019. To better serve planning purposes, the projections must have the base date corresponding to the middle of the year, which is June 30. Therefore, using demographic methods the census population was moved to that date.

According to this projection, the population will increase from 16,078,660 people (base population) to 18,496,923 in 2030 and to 20,368,188 in 2050. This is an average annual increase of 1.27 per cent from 2019 to 2030 and 0.76 per cent from 2019 to 2050. The annual growth from 2030 to 2050 is 0.48 per cent. These figures indicates that the population will continue growing moderately during the present decade and the pace of increase will diminish substantially during the most distant future.

Thus, according to this projection, from 2020 to 2050 the Cambodian population will experience a moderate growth, from about 16 to 20 million. However, the results indicates that the population it will experience a major process of ageing. This trend is characterized by a slow but sustained increase of the old population and a substantial decline of the young population. Several indicators of the age composition were calculated and all of them indicate an important population ageing.

It is important to clarify that the birth rate should not be confused with the growth rate. Because of the occurrence of the so-called *population momentum* a population may continue to grow for some decades after replacement level fertility has been achieved. This is because past high

fertility leads to a high concentration of people in the youngest ages. Total births continue to exceed total deaths as these youth become parents. Eventually, this large group becomes elderly and deaths increase to equal the number of births or outnumber them. Thus, it may take two or three generations (50 to 70 years) before each new birth is offset by a death in the population. According to the present projections, even at the end of the projection period (2050), with a TFR below one child per woman, the population of Cambodia will continue growing.

A major issue regarding the age composition of the Cambodian population during the next few decades, together with ageing, is the experiencing of a *demographic window of opportunity* or *demographic bonus*. Because birth rates have already fallen, the proportion of children and youth is getting small, and because there are not yet many elders, the proportion of old people is also low. If these trends and levels are accompanied with investments in health and education a rapid process of economic growth can be expected.

For analytical purposes, and mainly to study the demographic bonus, it was decided to project the population using alternative scenarios, in particular, based on different future fertility levels. The results of these projections did, in fact, provide important insights for the analysis of the window of opportunity.

In order to project the urban and rural population the United Nations technique was used. It starts with the projection of the percentage of the urban population by sex. It is obtained by using a logistic function. This method provides not only the total population by sex but also the population by age groups. The population was projected up to year 2030.

Both populations will increase at approximately the same rate (1.4 per cent per year). At present, and during the entire projection period the rural population was found larger than the urban population. Percentages are not expected to change during the present decade: about 40 percent of urban population and 60 per cent of rural population.

Several indicators of the age and sex composition of the urban and rural projected populations were calculated. Differences are as expected but, what is important, is that such differences will persist during the projection period. In other words, there will be not convergence of the age-sex composition of urban and rural areas.

Cambodia is administratively divided into 24 provinces and a metropolitan area corresponding to Phnom Penh, the capital-city. The projection of the population by age and sex for each of this sub-division was conducted. This exercise is considered of crucial importance for regional planning.

A method based on a contingency table adjustment was utilize for this projection. This table utilize “two-way raking” or iterative proportional fitting.

The rate of population growth is all the provinces is similar to the national rate, which is not surprising considering the short projection period. As a result, the rate of population growth among the provinces is similar. However, substantial variations can be observed regarding age and sex composition, although all changes aim to a population ageing. This result suggest that all the

provinces will experience the demographic bonus discussed earlier. In all of them, the window of opportunity will open.

The information presented in these projections is essential for planning and should be further studied by planners and policy makers. A population projection by age and sex is perhaps the single most important input for planning purposes. Many important factors of the future situation facing the community on which the planner must advise are derived directly from the population projection. It forms a framework for a great deal of the subsequent work in devising, testing, evaluating and implementing the plan. Most of the important decisions about major land uses and services are derived from population estimates: the demand for water, power and waste disposal facilities; housing, open spaces and schools; the supply of labor; spending power available for the retail trade, the numbers of private cars to be, etc.

## 1. INTRODUCTION

A population projection can be defined as a demographic activity that consists of empirically based calculations of the future size of the population under specified assumptions regarding changes in population growth or its components (mortality, fertility, and migration) <sup>1</sup>

The present projections were prepared at the national, urban-rural, provincial total, and provincial urban-rural levels. The National Projections cover a period that goes from the year of the last census (2019) to year 2050; the urban-rural and provincial projections comprise up to year 2030. All sets of projections are done by age and sex and their results are consistent at all levels. This means that the sums of the population of the urban-rural and provinces projections (total, sex and age groups) is equal to the national projection totals.

For the national level projections, the cohort component method was used. For the urban-rural and provincial projection a method base on the utilization of a contingency table was applied. These methods are explained in detail in the corresponding sections. As it is also described later, the 2019 Cambodia census was adjusted according several considerations in order to obtain a reliable base population for the projections.

In the field of measuring population numbers and their basic characteristics, population projections are as important as the census. In most countries, a population projection is the first analytical activity conducted when the census data processing is complete. The reason is that a census indicates us *how many we were* but not *how many we are*. A census counts the population that is living in a country in a given moment, usually during a day, which is called the *census day* or *night*. However, the following day, not to mention the following year, the population enumerated during the census day is already outdated: people die and are born every day. For example, in the case of Cambodia, the population enumerated in the 2019, year of the census, was 15.6 million; in these projections it is estimated that by the middle of 2025 the population will be 17.5 million. A population projection delivers the total population and, in many cases, the size by age groups and sex.

Knowledge of present and future population size and composition by age and sex is essential for planning, policymaking and to conduct diverse socio-economic analyses. A population projection estimates the needs and the number of resources that has to be distributed to satisfy such needs. For example, a population projection provides the number of children 0 to 4 years old that there are in the country, or sub-divisions of the country, which is essential data to plan an immunization campaign. It also supplies the size and evolution of the population at school age so as to plan the future demand of classrooms and teachers. The prime marriage age population (approximately 20-28 years) is also an essential input to analyze need for housing and utilities, and the 15-24 years population the demand for the new working post. Moreover, a population projection also provides the denominators for several indicators such as diverse economic activity rates.

A major issue of population projections is its reliability, that is, whether the projected numbers will agree in the future with the real population size and structure. Many people, even demographers, have a poor opinion of the capacity of demography to make accurate forecasts Nevertheless, at

the national level and for a few years following the census, population projections provide relatively accurate results when they are based on a reliable base or initial population and on reasonable hypotheses about population growth or mortality, fertility and migration. The results will probably not be precise but exact enough to conduct adequate planning and analyses.

It has been pointed out that the purpose of population projections is not to predict or forecast the reality but to construct it <sup>2</sup>. For example, it is important to know that the school age population is growing rapidly and that for the next five years the number of teachers and classrooms should increase by 4.5% per year despite the fact that our prediction may under or overestimate the number of children by a couple of hundreds. What is more important is to know that schools need to be constructed and teachers need to be trained.

In the long-run population projections are less precise, say more than 10 years. As we move further into the future, accuracy declines. So, why do demographers insist on conducting long-term projections, such as for the next 30 or even 50 years? Why do not project just for a period of 5 or 10 years only, until, for example, the date of the next census? The main reason is that, for long-term analyses, precision is seldom necessary; much more important is to identify trends. For example, in Cambodia, according to these projections, from 2019 to 2050, the working-age population will increase by approximately 4 million. Maybe the increase will be by 3.5 million or may be 4.5 million. Precision here is not as important as it is to realize that the demand for jobs will increase substantially during the next decades and much effort should be made to absorb the new workers into the economy. Therefore, even if mistakes are made, a society may be better off using projections for planning than without them.

The results of the projections presented in this document are analytically credible and plausible. However, they are certainly not free of forecasting errors. In this regard it is important to keep in mind the following issue: For these projections, the base population was obtained from the 2019 census and trends regarding population growth, changes in age-sex composition and fertility and mortality were estimated from the present and previous census (1998 and 2008) and also from demographic surveys. All of these information sources have enumeration and content errors. Various methods have been developed to correct these problems, and were used here, but there are still difficulties that remain. These methods and issues will be discussed later. For now, suffice it to say that the problems do not seem to invalidate the census results and prevent its use as a major data source for development planning and socio-demographic analyses.

In some projections three or more demographic scenarios are constructed on the basis of hypotheses regarding changes on the population components. For the present projection it was decided to use this approach by introducing changes in the level of fertility. It is relevant to point out that the purpose of these alternative scenarios is more *analytical* than *predictive*. This means that it is not very much expected that the fertility trend assumed in these scenarios will occur in the future, although it is not considered impossible. In any case, the objective of these alternative fertility hypotheses is to observe the growth and structure of the population under different fertility levels and trends. Rather than a predictive or forecasting analyses these alternative projections are a *prospective exercise*.



The NIS, UNFPA and GIZ are sure that this report on population projections, based on the 2016 census data, will be welcomed by the various Ministries and Departments of the government of Cambodia as well as international agencies, donors, NGOs and other data users.

Particularly important is that during the projection period the population of Cambodia will experience the *demographic window of opportunity*. This is an age structure particularly favorable to economic growth if the Government take advantage of it by investing in health and education [3](#). This issue will be explained later in more details.

It is also important to mention that a population projection by age, sex and administrative subdivisions is an essential input for monitoring and evaluating the Sustainable Development Goals (SDGs). The Agenda for SDGs was promulgated by the United Nations General Assembly during year 2015 and present a vision for a much better World in 2030. This agenda contains quantifiable targets defining this transformed world [4](#). For monitoring and evaluating such targets population projections are essential, especially as denominators of various instruments.

## 2. NATIONAL POPULATION PROJECTION – RECOMMENDED SCENARIO

The National Population Projection cover the population of Cambodia from 2019 (date of the last census) to 2050. The results are presented for each calendar year and disaggregated by sex and age (age groups and single ages).

### 2.1. Method

As mentioned in the Introduction, these population projections make use of the Cohort Component Method. This is the most developed and refined technique to project a national population and, therefore, is the one used in most countries. It requires the separate projection (by age and sex groups) of the three population components: mortality, fertility and migration. In its most simple form, it is based in advancing through time, in five-year increments, five-year cohorts from a base population, usually the most recent census population [5](#). The population by single ages and by individual years is usually obtained by interpolation methods.

There are several computer programs designed to calculate projections with this method (see, for example, DemProj, Mortpak, DAPPS[6](#)). The present projection was conducted using the software Rural-Urban Projections (RUP), developed by the U.S. Bureau of the Census[7](#). One of the main advantages of this software is that it allows projections by single years of age (instead of five-years as the conventional approach). Data for special age groups that do not fall into conventional five-year age groups can be obtained with this feature. It also makes it possible to follow population cohorts that may be smaller or larger than adjacent cohorts due to past demographic events. In addition, the projection is executed year by year. By using this feature, it is possible to add information on demographic events for a particular year without forcing the effect over a five-year period. It is important to mention that it makes available estimates for each year without having to interpolate between data for intermediate years. Input data for the population and components can be provided in either single years or five-year age groups. The age grouping of each item is independent, so it is possible to input five-year data for some items and single-year data for others. The program converts all data set to single years of age before executing the

projection (Arriaga and associates, 1994). This flexibility has the advantage of allowing a demographer to develop a projection model that accurately captures the demographic situation of a country and makes maximum use of available data in a way that is as close as possible to its original form. The program provides outputs on diverse demographic measures for any given year within the projection period such as population by age and sex (single years, 5-years age groups, and special age groups), summary measures, summary vital rates, life tables, migration rates, number of births and death, etc. 8.

The notion of *analytical credibility* is central to any projection exercise. The assumptions regarding the components must be between the limits of credibility suggested by the characteristics of the country, its past demographic trends, the experience of other countries and the available demographic knowledge. The assumptions must be persuasive both to professional peers and to users<sup>9</sup>. An advantage of this projections is that previous to the 2016 census there are two others: 1998 and 2008. The main advantage of having previous censuses is that demographic trends can be identify and increase the analytical credibility of the proposed future levels and trends.

In population projections it is commonplace to assume that the country will not be affected by a war, a natural disaster or a catastrophic economic crisis. Although it is possible to develop simulation exercises to analyze the demographic effects of disasters, violence and economic crisis, a conventional population projection assumes that the current situation will not suffer any serious disruptions in the future. This is not to say that no attempts are made to allow for future socioeconomic changes. Implicitly or explicitly, they are taken into account in the constructions of the hypotheses regarding the components.

## **2.2. The estimate and projection of mortality**

The usual way to project mortality is by projecting life expectancy at birth. In a second stage, when the population projection itself is under way, projected life expectancies at birth are related to life tables, in particular, to survival rates, which are then applied to the population.

In countries with an incomplete or unreliable civil registration system, life tables are usually computed based on early-age mortality (0 to 4 years old), especially on infant mortality (less than 1 year old) from census data. Most censuses include a question asking to all women (by 5-year age groups) the number of children ever have and how many of them have died (or/and are alive). Using the so-called *indirect methods* and *model life tables*, life expectancy at birth can be estimated 10. Some census also includes a question on number of persons who died in the household 11, but the results for estimating adult mortality are not always reliable. It is the case of the 2019 census. After examining the data, it was concluded that mortality is overestimated substantially with this question. Hence, only infant mortality and model life tables was used to construct the life tables for these projections.

The NIS prepared a thematic report on mortality according to the 2019 Census. Calculation and methodological issues are discussed in that paper. Here, only results are presented. Table 1 shows the infant mortality rates and the life expectancy at birth according to the 2019 Census and the previous two (1998 and 2008). The three estimates were calculated with the same approach and methodology, and are strictly comparable.



**TABLE 1:** Life expectancy at birth according to the past three censuses (1998, 2008, and 2019)

Year	Male	Female
1998	54.4	58.3
2008	60.5	64.3
2019	74.3	76.8

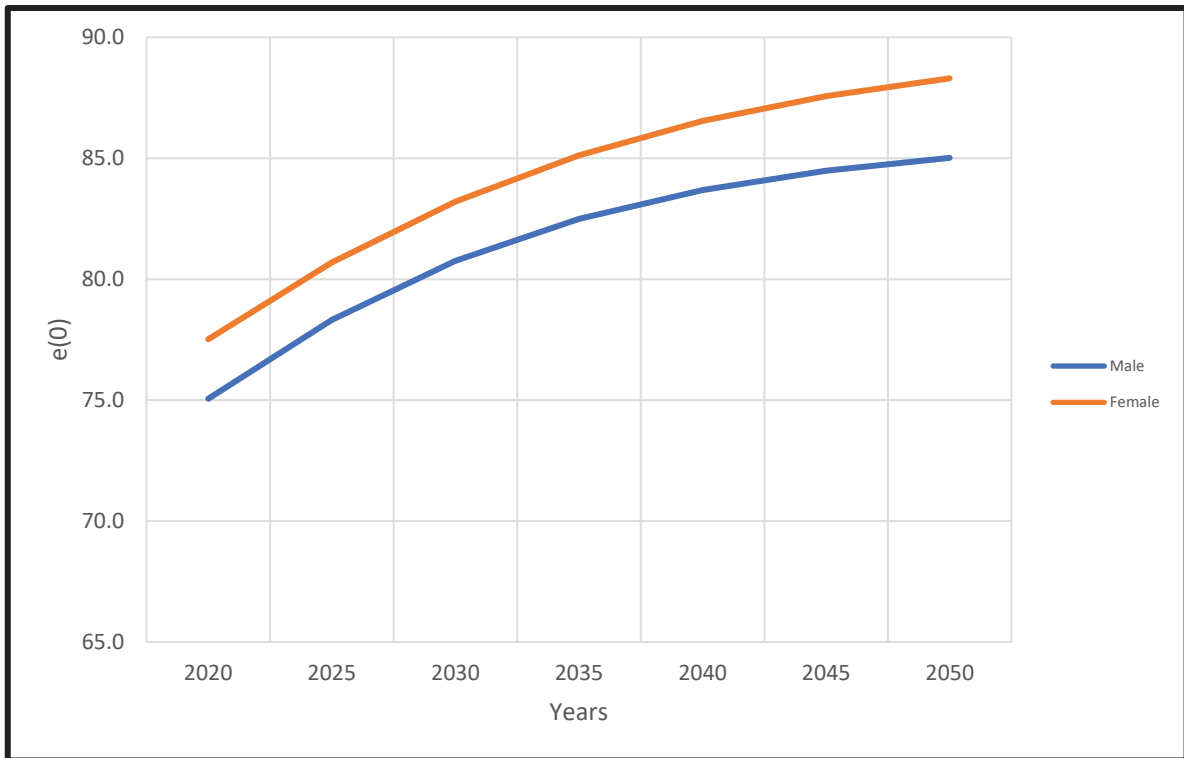
It is quite clear that mortality is exhibiting a declining trend. It is very likely that it will continue falling, although the experience of other countries suggests that in the future the decline will be less rapid and substantial. For this reason, a logistic function was selected to project life expectancy at birth. This is an S type of curve that describe a growth that start with small increase, then with a rapid and substantial exponential increase to finally reduce again the pace of increase to be almost zero.

For these projections the program E0LGST from the set of Excel demographic programs PAS was used to project life expectancy at birth 12. Three pieces of information are necessary: a lower asymptote, which is the historical lowest life expectancy at birth, an upper asymptote which is the highest possible life expectancy at birth. Between these two extremes the three census estimates were used. This operation is done separated for males and females. The result of this operation is presented in Table 2 and Figure 1.

**TABLE 2:** Life expectancy at birth by sex, projection from 2020 to 2050

Year	Male	Female
2020	75.1	77.5
2025	78.3	80.7
2030	80.8	83.2
2035	82.5	85.1
2040	83.7	86.5
2045	84.5	87.6
2050	85.0	88.3

**FIGURE 1:** Projected life expectancy at birth by sex, years 2020 to 2050



The upper and lower asymptote were obtained from the United Nations publication World Population Prospect [13](#), which contains estimate and projection series of life expectancies at birth for all countries in the World and for a long period (1950-2100). This information suggests an historical low of 40 years for both sexes and an upper asymptote of 82 years for males and 86 years for females

For the mortality projection it is also necessary to prepare an initial life table in order to establish the sex and age structure of mortality. The life table was produced with the program MATCH from the set of demographic programs MORTPAK (UN, 2013) [14](#). Using the census estimated infant mortality and a model life table (North, from the Coale Demeeny System) a life table was established. Detailed of this operation are presented in the Mortality Thematic paper.

**TABLE 3: Life table, Cambodia 2019**

**2019  
Males**

Age	m(x,n)	q(x,n)	l(x)	d(x,n)	L(x,n)	S(x,n)	T(x)	e(x)	a(x,n)
0	0.01779	0.01751	100000	1751	98412	0.98128	7430000	74.30	0.09
1	0.00081	0.00325	98249	320	392230	0.99682	7331588	74.62	1.60
5	0.00046	0.00231	97930	226	489082	0.99787	6939358	70.86	2.50
10	0.00039	0.00194	97703	190	488041	0.99696	6450276	66.02	2.50
15	0.00093	0.00462	97513	450	486556	0.99422	5962235	61.14	2.76
20	0.00134	0.00669	97063	649	483743	0.99320	5475679	56.41	2.58
25	0.00136	0.00677	96414	653	480453	0.99286	4991936	51.78	2.52
30	0.00153	0.00760	95761	728	477022	0.99192	4511484	47.11	2.55
35	0.00174	0.00869	95033	826	473168	0.99017	4034462	42.45	2.58
40	0.00227	0.01127	94208	1061	468515	0.98675	3561293	37.80	2.62
45	0.00319	0.01584	93147	1475	462307	0.97897	3092778	33.20	2.68
50	0.00547	0.02702	91671	2477	452584	0.96822	2630472	28.69	2.67
55	0.00758	0.03724	89195	3322	438200	0.95181	2177888	24.42	2.66
60	0.01273	0.06181	85873	5308	417083	0.92052	1739688	20.26	2.69
65	0.02105	0.10032	80565	8082	383934	0.87337	1322605	16.42	2.66
70	0.03427	0.15852	72483	11490	335315	0.79722	938672	12.95	2.64
75	0.05846	0.25620	60993	15627	267321	0.55694	603357	9.89	2.59
80	0.13500		45366	45366	336036	...	336036	7.41	7.41

**Females**

Age	m(x,n)	q(x,n)	l(x)	d(x,n)	L(x,n)	S(x,n)	T(x)	e(x)	a(x,n)
0	0.01487	0.01468	100000	1468	98670	0.98425	7680000	76.80	0.09
1	0.00069	0.00275	98532	271	393452	0.99769	7581329	76.94	1.50
5	0.00026	0.00131	98261	129	490984	0.99870	7187877	73.15	2.50
10	0.00026	0.00129	98132	127	490344	0.99830	6696893	68.24	2.50
15	0.00046	0.00229	98005	225	489510	0.99714	6206549	63.33	2.70
20	0.00068	0.00341	97780	333	488110	0.99620	5717039	58.47	2.62
25	0.00083	0.00414	97447	403	486254	0.99566	5228929	53.66	2.56
30	0.00091	0.00456	97044	443	484143	0.99501	4742675	48.87	2.56
35	0.00113	0.00562	96602	543	481725	0.99288	4258532	44.08	2.64
40	0.00179	0.00890	96058	855	478295	0.98945	3776808	39.32	2.66
45	0.00251	0.01248	95204	1188	473250	0.98382	3298512	34.65	2.67
50	0.00412	0.02041	94016	1919	465594	0.97599	2825262	30.05	2.66
55	0.00572	0.02821	92097	2598	454414	0.96354	2359668	25.62	2.66
60	0.00960	0.04694	89498	4201	437848	0.93783	1905254	21.29	2.70
65	0.01680	0.08085	85297	6897	410628	0.89297	1467406	17.20	2.70
70	0.02972	0.13900	78401	10897	366679	0.81828	1056778	13.48	2.68
75	0.05265	0.23404	67503	15799	300047	0.56521	690099	10.22	2.63
80	0.13256		51705	51705	390052	...	390052	7.54	7.54

**Table 13 Cont**

$m(x,n)$ = Age-specific central death rate.
$a(x,n)$ = Average person-years lived by those who die between ages $x$ and $x+n$
$nq_x$ = Probability of dying between exact ages $x$ and $x+n$ (age-specific mortality rate)
$l(x)$ = Number of survivors at age $x$ .
$ndx$ = Number of deaths occurring between ages $x$ and $x+n$ .
$nL_x$ = Number of person-years lived between ages $x$ and $x+n$ .
$5S_x$ = Survival ratio for persons aged $x$ to $x+5$ surviving 5 years to ages $x+5$ to $x+10$ = $5L_{x+5}/5L_x$
$T_x$ = Number of person-years lived after age $x$ .
$e(x)$ = Life expectancy at age $x$ .

Concerning the age structure of mortality, it is assumed that more improvements take place among children than among adults, that is, early-age mortality rates are expected to decline more rapid than overall mortality rates during the projection period. It is also assumed that male mortality will decline a little more rapid than female mortality. This was accomplished by using *limit life tables*, which are included in the program RUP. These life tables, developed by the U.S. Bureau of the Census, capture the level and pattern of mortality of those developed countries with the lowest mortality rates (Arriaga and associates, 1994). They are placed in the far future, out of the projection period. In this case, they were placed in year 2100. These tables do not affect the level of mortality assumed in the hypotheses but the age-sex structure of mortality, as indicated above.

### 2.3. The estimate and projection of fertility

The cohort component method make use of two variables to project the future number of births: The Total Fertility Rate (TFR) and the Age-Specific Fertility Rate (ASFR). The former measure the level and the latter the age structure of fertility, that is, the age at which women have their children. As in the case of mortality, a thematic paper on fertility from the 2019 Census was prepared. That paper provides a detailed explanation of the TFR and ASFR estimation, analysis and interpretation. However, a brief description is provided here.

The birth rate (also called the crude birth rate) indicates the number of live births per 1,000 population in a given year. Fertility rates can also be calculated for specific age groups for a number of purposes. One example is the age-specific fertility rate (ASFR). It measures the annual number of births to women of specified age or age group per 1,000 women in that age group. It considers only those women in reproductive age. By convention 15 years old is considered the youngest age and 49 years old the oldest reproductive age. It is usually presented in seven five-year age groups. The data in Table 6 is an example.

The TFR is calculated by adding the set of seven ASFR. The result is the average number of children that women will have if their fertility behavior remains constant up to the end of their reproductive lives. In other words, it is the average number of children that would be born to a woman by the time she ended childbearing if she were to pass through all her childbearing years conforming to the age specific fertility rates of a given year. The TFR is a synthetic measure; no individual woman is very likely to pass through three decades conforming to the age-specific fertility rates of any single year. Yet, at the same time, it gives the best picture of how many

children women are currently having; For this reason, the TFR is one of the most useful indicators of fertility.

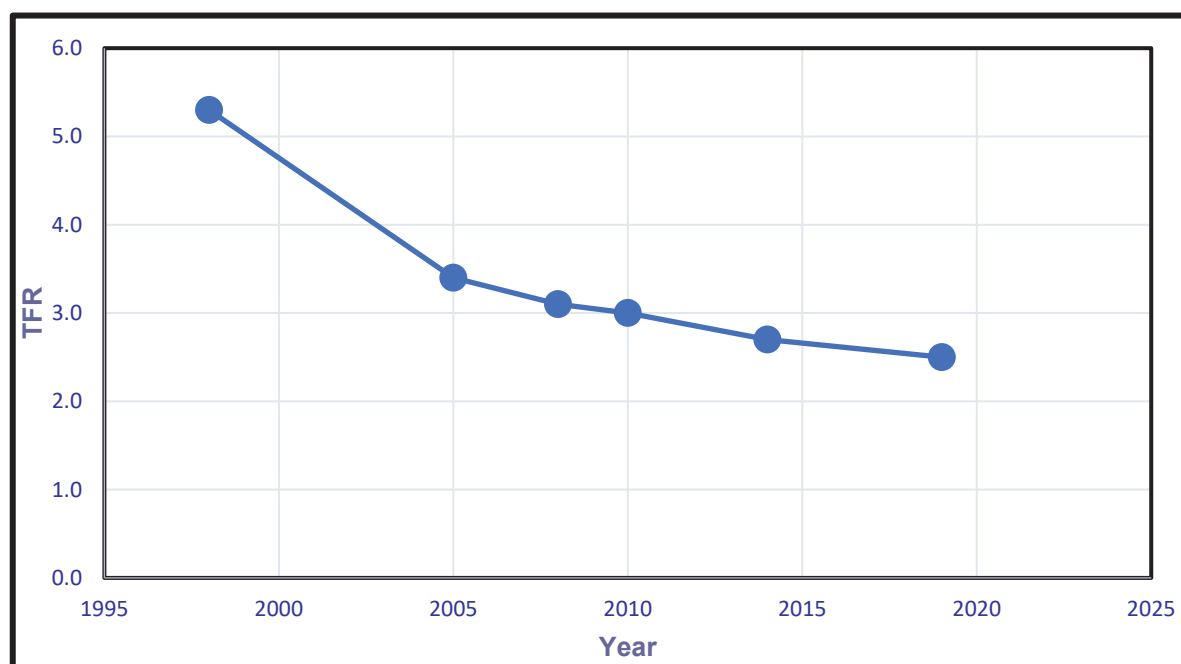
The census data utilized in order to compute these measures was the number of births by age of the mother during the 12 months prior to the census and the number of children ever born alive, also by age of women. As in the case of mortality, indirect demographic methods were used to get reliable estimates of these fertility measure (see Fertility Thematic Paper). According to the 2019 Census, TFR in Cambodia is 2.5 children per woman.

Table 4 and Figure 2 shows the TFR according to the past three censuses and also to three Cambodian Demographic and Health Survey. It is beyond doubt that fertility has been experienced a substantial decline during the past three decades. The present level, 2.5 children per woman, is near the replacement level, that is, the fertility level at which a population replace itself.

**TABLE 4:** TFR according to several sources, 1998 to 2019.

Year	Total	Source
1998	5.3	1998 Population and Housing Census
2005	3.4	2005 Cambodian Demographic and Helath Survey
2008	3.1	2008 Population and Housing Census
2010	3.0	2010 Cambodian Demographic and Helath Survey
2014	2.7	2014 Cambodian Demographic and Helath Survey
2019	2.5	2019 Population Census Census

**FIGURE 2:** TFR according to several sources, 1998 to 2019.



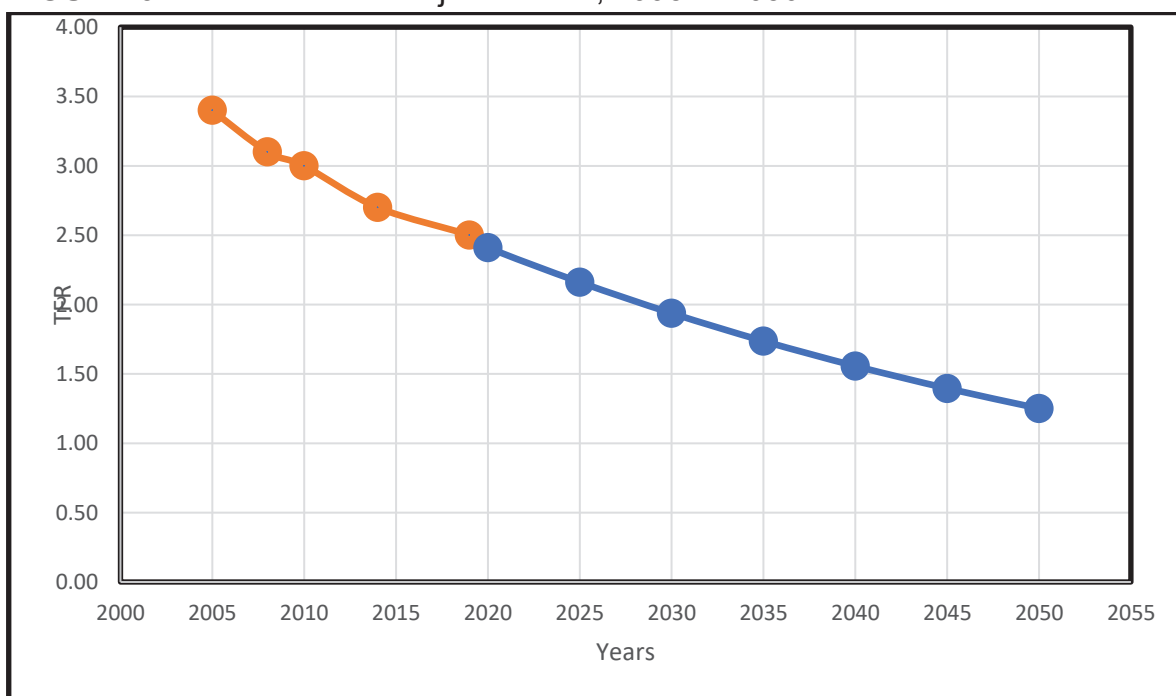
It is important to clarify that births are only one component of population change, and the birth rate should not be confused with the growth rate. Because of the occurrence of the so-called *population momentum* a population may continue to grow for some decades after replacement level fertility has been achieved. This is because past high fertility leads to a high concentration of people in the youngest ages. Total births continue to exceed total deaths as these youth become parents. Eventually, this large group becomes elderly and deaths increase to equal the number of births or outnumber them. Thus, it may take two or three generations (50 to 70 years) before each new birth is offset by a death in the population. According to the present projections, even at the end of the projection period, with a TFR below one child per woman, the population of Cambodia will continue growing.

After theoretical and empirical considerations, it was decided that TFR will follow an exponential trend in the future. This trend is consistent with the observed past decline and it assumes that in the near future fertility will continue declining but at a progressively slower pace. Notice that the TFR estimated for 1998 (from the census) was not included in the calculation of the exponential function. Although it is consistent with the trend, between 1998 and 2005, the decline was too fast altering the general trend. It was considered that a tendency based on the four points will be more realistic. The function is presented under Figure 3

**TABLE 5:** Estimated and projected TFR, 1998 to 2050

Years	TFR
2005	3.40
2008	3.10
2010	3.00
2014	2.70
2019	2.50
2020	2.41
2025	2.16
2030	1.94
2035	1.74
2040	1.56
2045	1.40
2050	1.25

**FIGURE 3:** Estimated and Projected TFR, 1998 to 2050



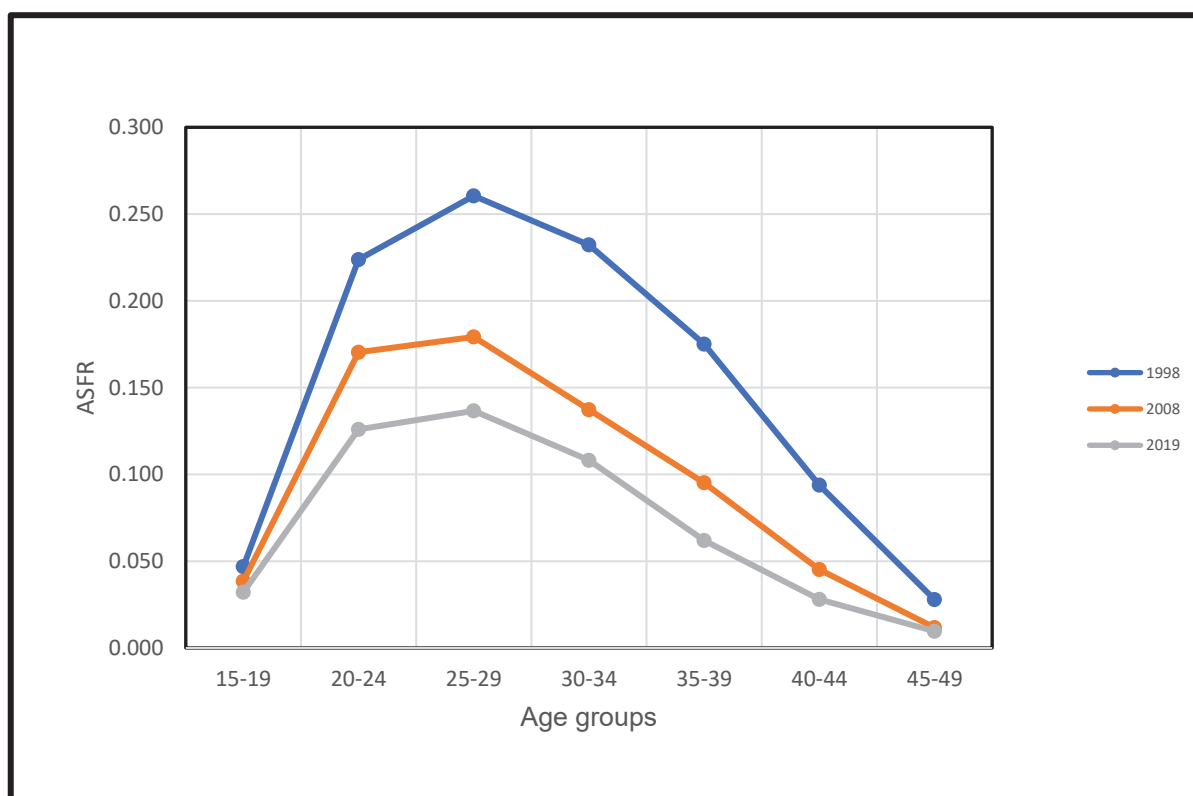
- Estimated
- Projected

As mentioned above, fertility projections also require to examine and project the ASFR. Table 6 and Figure 4 show the respective information according to the past three censuses. In spite of the substantial fertility decline that took place during the period, the shape of the ASFR is quite similar. Most women have their children during their *prime reproductive ages*, which is 20 to 34 years old. The peak is in the interval 25-29 years. According to the 2019 census the percentage of children born to women 20-34 years old is 73.8%.

**TABLE 6:** Age-specific fertility rates according to the 1998, 2008 and 2019 censuses

Ages	ASFR		
	1998	2008	2019
15-19	0.047	0.039	0.032
20-24	0.224	0.170	0.126
25-29	0.261	0.179	0.137
30-34	0.232	0.137	0.108
35-39	0.175	0.095	0.062
40-44	0.094	0.045	0.028
45-49	0.028	0.012	0.010
TFR	5.30	3.39	2.51

**FIGURE 4:** Age-specific fertility rates according to the 1998, 2008 and 2019 censuses



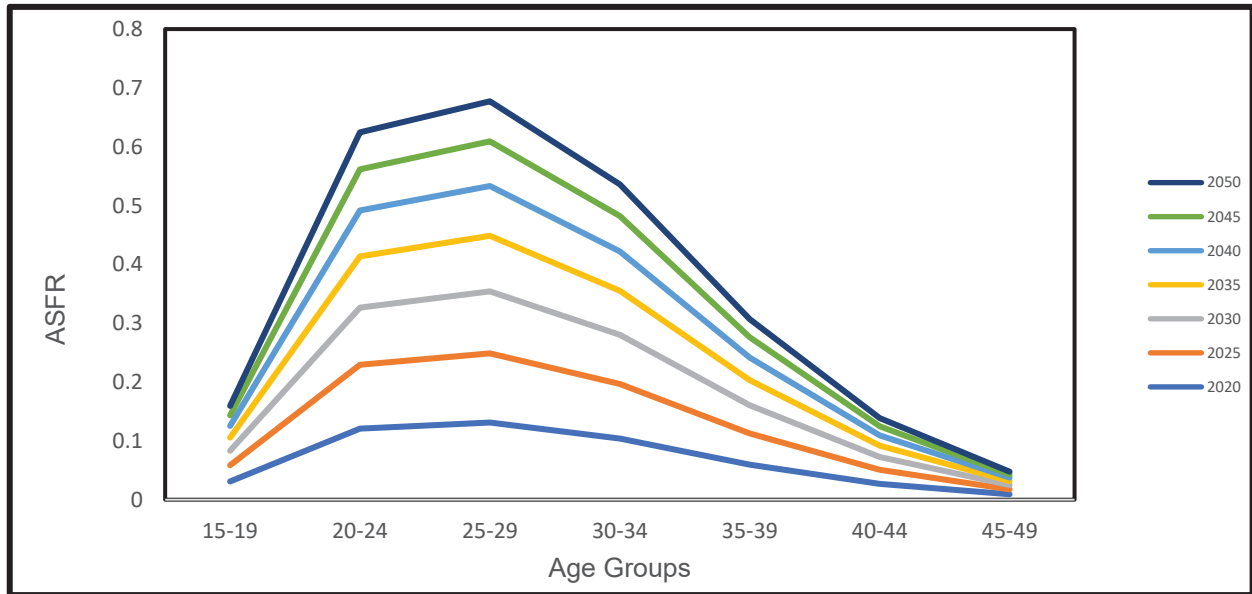
There is no reason to assume a change in the future since this is the most frequent structure in medium and low fertility countries. Table 7 shows the projected ASFR. They correspond to the projected TFR with the same structure observed during the past two decades. Figure 5 shows the corresponding figure.

**TABLE 7:** Projected ASFR, 2020 to 2050

Age	Year						
	2020	2025	2030	2035	2040	2045	2050
15-19	0.0309	0.0277	0.0248	0.0222	0.0199	0.0179	0.0160
20-24	0.1209	0.1084	0.0972	0.0871	0.0781	0.0700	0.0627
25-29	0.1312	0.1176	0.1054	0.0945	0.0847	0.0759	0.0681
30-34	0.1038	0.0930	0.0834	0.0748	0.0670	0.0601	0.0539
35-39	0.0594	0.0533	0.0478	0.0428	0.0384	0.0344	0.0308
40-44	0.0269	0.0241	0.0216	0.0194	0.0174	0.0156	0.0139
45-49	0.0092	0.0083	0.0074	0.0067	0.0060	0.0053	0.0048
TFR	2.41	2.16	1.94	1.74	1.56	1.40	1.25



**FIGURE 5:** Projected ASFR, 2020 to 2050



## 2.4. International migration

International migration is one of the most difficult components to estimate for a national projection. One of the reasons is that census data can only be used to estimate international immigration but not emigration. An approach sometimes employed is to include in the census a question on how many persons in the household are living in another country and the date of departure. This question has proved to provide incomplete, unreliable and inaccurate results [15](#). A strategy frequently employed is to estimate net migration indirectly for an intercensal period. Two censuses and intercensal survival rates (from life-tables) are required. This method was used here with the 2008 and 2019 censuses and intercensal estimated fertility and mortality. The results were not only unrealistic but also inconsistent. The problem is that both censuses have to be strictly comparable and the intercensal estimate quite reliable [16](#).

In these projections international migration was not included. Therefore, the implicit hypothesis here is that it is unlikely that international migration will become a component of the population dynamic of Cambodia in the future. The assumption behind this hypothesis is that emigration and immigration may take place during the future 30 years, but it will probably be small and, therefore, unlikely to have a major effect in the size and structure of the population. It is important to point out that this does not mean that in the near future emigration or immigration will not occur; however, there is no evidence for proposing a hypothesis regarding volume and trend of international migration. The usual practice in these cases is to assume that it will be negligible.

## 2.5. The base population

One of the most important operations in a projection exercise is to establish a base population, which is usually the most recent census population adjusted by under-enumeration and age misreporting 17. The under-enumeration that affects censuses is usually estimated and corrected using a post-enumeration survey. This method typically consists of re-enumerating the population in designated sample segments or enumeration areas by using a survey. This survey has to be conducted just after the census. The results are then compared with the population enumerated by the census in the same segments or areas 18. The difference gives an estimate of the under-enumeration. A PES was conducted shortly after the 2019 census enumeration. After a complete and comprehensive analysis was concluded it was concluded that the census enumerated population experienced a net undercount of 2.5 per cent.

In most censuses, under-enumeration and age misreporting for the age group 0-4 years are usually larger than those estimated by the PES 19. For this reason, an additional correction is frequently conducted. This is a statistical amendment. For the 0 to 4 age group, it was assumed that fertility had been constant for five years prior to the census (2014-2019), with a TFR of 2.51 children per woman (see section on the estimate of fertility). The census female population was reverse-projected by single years. The age-specific fertility rates corresponding to 2014-2019 were applied to the backward projection of women in order to obtain the number of births in each of the five years prior to the census. These were desegregated by sex, assuming a sex ratio at birth of 105 males per 100 females. Those births were then survived to the census date using the available life table survival rates (see section on the estimate of mortality). In this way, an independent estimate of the population 0-4 years was obtained. The result suggests that the number of males aged 0-4 years, enumerated by the census, should be increased by a factor of 5.7% and that the number of females aged 0-4 should be increased by a factor of 6.8%.

**TABLE 8:** Adjustment of the population 0 to 4 years, by age, Census 2019

Age	Women	ASFR	Annual births	Birth 2014-2019			Survivors 2014-2019		
				Total	Male	Female	Male	Female	Total
15 - 19	665,196	0.03215	21,386	-	-	-	-	-	-
20 - 24	612,570	0.12595	77,153	-	-	-	-	-	-
25 - 29	694,359	0.13661	94,856	-	-	-	-	-	-
30 - 34	634,022	0.10811	68,544	-	-	-	-	-	-
35 - 39	628,267	0.06192	38,902	-	-	-	-	-	-
40 - 44	367,560	0.02800	10,292	-	-	-	-	-	-
45 - 49	388,856	0.00962	3,741	-	-	-	-	-	-
(PAS-Movepop)			314,875	1,574,373	806,386	767,987	791,293	755,887	1,547,180

Survivor rates S(x)		Census enumeration =	745,963	704,196	1,450,159
Male	0.98128	Underenumeration =	-45,330	-51,691	-97,021
Female	0.98425	% Underenumeration =	-5.7	-6.8	-6.3

The census population corresponds to 3 March 2019. To better serve planning purposes, the projections must have the base date corresponding to the middle of the year, which is June 30. In order to move the census population from 3 of March to June 30 (2019), the program MOVEPOP from the computer package PAS was used 20. Therefore, the population projected for each year of the projection period will refer to 30 June.

**TABLE 9:** Base population for the projections

**Enumerated data**

Age	Total	Male	Female
0	227,999	117,090	110,909
1	263,480	136,523	126,957
2	316,292	161,464	154,828
3	326,661	168,055	158,606
4	315,727	162,831	152,896
0 - 4	1,450,159	745,963	704,196
5 - 9	1,473,104	753,541	719,563
10 - 14	1,647,877	842,891	804,986
15 - 19	1,409,350	710,237	699,113
20 - 24	1,255,180	611,377	643,803
25 - 29	1,428,248	698,485	729,763
30 - 34	1,306,011	639,662	666,349
35 - 39	1,306,222	645,922	660,300
40 - 44	753,013	366,712	386,301
45 - 49	789,334	380,651	408,683
50 - 54	714,816	331,302	383,514
55 - 59	640,209	295,613	344,596
60 - 64	466,242	188,485	277,757
65 - 69	359,494	144,774	214,720
70 - 74	241,380	96,255	145,125
75-79	154,544	61,485	93,059
80+	157,028	58,482	98,546
Total	15,552,211	7,571,837	7,980,374

**Population according to estimate of births and enumeration survey (PES)**

Age	Total	Male	Female
0	242,215	123,764	118,451
1	279,895	144,305	135,590
2	336,024	170,667	165,356
3	347,025	177,634	169,391
4	335,405	172,112	163,293
0 - 4	1,540,564	788,483	752,081
5 - 9	1,509,932	772,380	737,552
10 - 14	1,689,074	863,963	825,111
15 - 19	1,444,584	727,993	716,591
20 - 24	1,286,560	626,661	659,898
25 - 29	1,463,954	715,947	748,007
30 - 34	1,338,661	655,654	683,008
35 - 39	1,338,878	662,070	676,808
40 - 44	771,838	375,880	395,959
45 - 49	809,067	390,167	418,900
50 - 54	728,794	335,692	393,102
55 - 59	656,214	303,003	353,211
60 - 64	477,898	193,197	284,701
65 - 69	368,481	148,393	220,088
70 - 74	247,415	98,661	148,753
75-79	158,408	63,022	95,385
80+	160,954	59,944	101,010
Total	15,991,275	7,781,111	8,210,164

**Table 9 Cont**

**Population moved to mid-year (1-July-2019) = BASE  
POPULATION**

<b>Age</b>	<b>Total</b>	<b>Male</b>	<b>Female</b>
0	243,538	124,440	119,098
1-4	1,305,446	668,352	637,094
5-9	1,518,183	776,600	741,583
10-14	1,698,304	868,685	829,619
15-19	1,452,478	731,971	720,507
20-24	1,293,592	630,087	663,505
25-29	1,471,954	719,859	752,095
30-34	1,345,977	659,237	686,740
35-39	1,346,194	665,688	680,506
40-44	776,056	377,934	398,122
45-49	813,490	392,300	421,190
50-54	732,776	337,526	395,250
55-59	659,800	304,659	355,141
60-64	480,510	194,253	286,257
65-69	370,495	149,204	221,291
70-74	248,767	99,201	149,566
75-79	159,272	63,366	95,906
80+	161,834	60,272	101,562
<b>Total</b>	<b>16,078,666</b>	<b>7,823,634</b>	<b>8,255,032</b>

**2.6. Results**

As stated earlier, for the projection at the national level the Cohort Component Method was used and the software employed was RUP. Table 10 shows the population by sex projected from year 2019 to 2050. The population for the same period by five-year age groups, also for continuous years, is presented in Appendix A and for single ages in Appendix B.

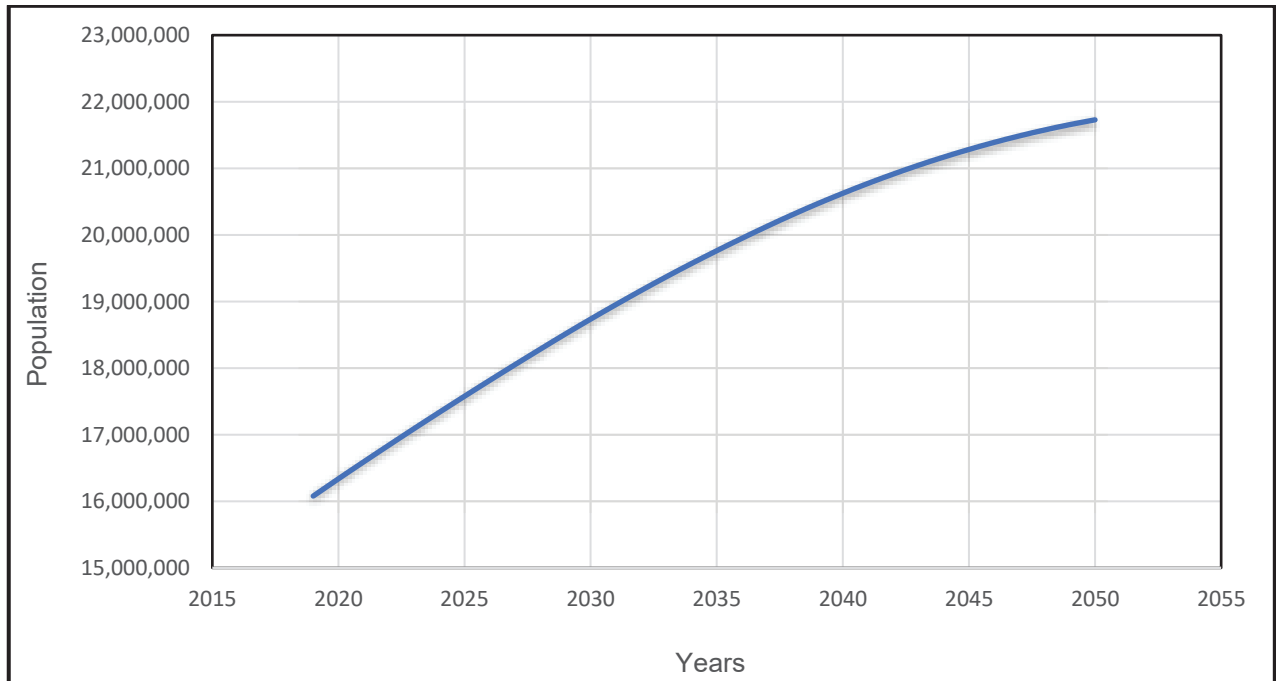
**TABLE 10:** Population projection by sex and absolute and exponential annual growth, 2019-2050

Year	Male	Female	Total	Absolute annual growth	Exponential annual growth
2019	7,823,634	8,255,032	16,078,666		
2020	7,959,992	8,378,095	16,338,087	259,421	1.6
2021	8,093,453	8,498,636	16,592,089	254,002	1.5
2022	8,225,325	8,618,008	16,843,333	251,244	1.5
2023	8,355,443	8,736,021	17,091,464	248,131	1.5
2024	8,483,754	8,852,553	17,336,307	244,843	1.4
2025	8,610,248	8,967,512	17,577,760	241,453	1.4
2026	8,735,112	9,081,031	17,816,143	238,383	1.3
2027	8,858,455	9,193,170	18,051,625	235,482	1.3
2028	8,980,062	9,303,648	18,283,710	232,085	1.3
2029	9,100,171	9,412,562	18,512,733	229,023	1.2
2030	9,216,942	9,519,035	18,735,977	223,244	1.2
2031	9,331,287	9,621,670	18,952,957	216,980	1.2
2032	9,442,865	9,722,376	19,165,241	212,284	1.1
2033	9,551,272	9,819,985	19,371,257	206,016	1.1
2034	9,656,220	9,914,137	19,570,357	199,100	1.0
2035	9,757,855	10,004,886	19,762,741	192,384	1.0
2036	9,856,587	10,092,611	19,949,198	186,457	0.9
2037	9,952,405	10,177,338	20,129,743	180,545	0.9
2038	10,044,874	10,258,708	20,303,582	173,839	0.9
2039	10,132,963	10,335,865	20,468,828	165,246	0.8
2040	10,216,460	10,408,764	20,625,224	156,396	0.8
2041	10,295,707	10,477,984	20,773,691	148,467	0.7
2042	10,370,471	10,543,482	20,913,953	140,262	0.7
2043	10,440,632	10,605,110	21,045,742	131,789	0.6
2044	10,506,159	10,662,716	21,168,875	123,133	0.6
2045	10,567,167	10,716,251	21,283,418	114,543	0.5
2046	10,623,779	10,765,692	21,389,471	106,053	0.5
2047	10,676,009	10,810,981	21,486,990	97,519	0.5
2048	10,723,860	10,852,142	21,576,002	89,012	0.4
2049	10,767,350	10,889,284	21,656,634	80,632	0.4
2050	10,806,195	10,922,251	21,728,446	71,812	0.3

According to this projection, the population will increase from 16,078,660 people to 18,496,923 in 2030 and to 20,368,188 in 2050. This is an average annual increase of 1.27 per cent from 2019 to 2030 and 0.76 per cent from 2019 to 2050. The annual growth from 2030 to 2050 is 0.48 per cent. These figures indicates that the population will continue growing moderately rapid during the present decade, but the pace of increase will diminish substantially during the most distant

future. For example, starting in year 2036, the annual population increase will become below 1 percent. This trend of population growth is very clear in Figure 6

**FIGURE 6:** Population projection, 2019 to 2050



This projection assume that fertility will continue declining up to the end of the projection period, reaching levels well below replacement, that is, under 2.1 children per couple. However, population will continue growing beyond 2050. As explained in the Fertility Section, this is because of the *momentum* or impetus resulting from past high fertility.

The population momentum is also evident by observing the base of the population pyramid. Note that the pyramid corresponding to year 2030 (Figure 7) indicates that the 0-4 years population will be larger than the population 5-9 years. Considering that fertility is declining, the 5-9 years population bar should be shorter than the 0-4 years population bar. However, the opposite is observed. The explanation is that the number of women in reproductive age has increased because of past increasing fertility trends. In other words, each woman has fewer children, but the number of women has increased. After some time, the situation become as expected (see the pyramid corresponding to 2050 in Figure 8).

Not only the population size is important in a population projection. As relevant is the age-sex composition. Table 11 shows selected indicators of the sex and age structure of the population for the projection period.

**TABLE 11:** Selected indicators of sex and age structure, 2019 to 2050

Indicators	Years							
	2019	2020	2021	2022	2023	2024	2025	2026
Sex ratio	94.8	95.3	95.4	95.7	96.0	96.0	96.2	96.4
Median age	26.8	27.2	27.5	27.8	28.1	28.4	28.7	29.0
Male	25.8	26.1	26.4	26.6	26.9	27.1	27.4	27.6
Female	27.8	28.1	28.5	28.9	29.2	29.6	29.9	30.2
Age dependency ratio	60.7	62.0	61.3	60.6	60.0	59.6	59.4	59.3
Child	47.6	47.3	46.1	44.9	43.8	42.9	42.1	41.5
Aged	13.1	14.8	15.2	15.7	16.2	16.7	17.3	17.8
Ageing index	19.7	20.5	21.5	22.7	23.9	25.3	26.9	28.5

Indicators	Years							
	2027	2028	2029	2030	2031	2032	2033	2034
Sex ratio	96.6	96.8	97.1	96.8	97.0	97.1	97.3	97.4
Median age	29.3	29.6	29.9	30.3	30.6	31.0	31.4	31.9
Male	27.9	28.3	28.6	29.0	29.4	29.8	30.3	30.7
Female	30.6	30.9	31.2	31.5	31.9	32.3	32.7	33.0
Age dependency ratio	59.4	59.5	59.4	57.2	58.8	58.4	58.2	58.7
Child	41.0	40.5	39.9	38.6	38.1	37.1	36.3	36.3
Aged	18.4	19.0	19.5	18.6	20.7	21.3	21.9	22.4
Ageing index	30.2	32.0	33.9	35.9	38.1	40.4	42.7	44.4

Indicators	Years							
	2035	2036	2037	2038	2039	2040	2041	2042
Sex ratio	97.5	97.7	97.8	97.9	98.0	98.2	98.3	98.4
Median age	32.1	32.8	33.2	33.7	34.2	34.8	35.3	35.8
Male	31.2	31.7	32.2	32.7	33.3	33.8	34.4	34.9
Female	33.5	33.9	34.4	34.8	35.3	35.8	36.3	36.8
Age dependency ratio	57.9	57.1	56.4	55.9	55.8	56.0	56.7	57.5
Child	35.2	34.2	33.2	32.4	31.6	30.9	30.3	29.7
Aged	22.7	22.9	23.1	23.5	24.2	25.1	26.4	27.8
Ageing index	47.1	50.0	52.9	55.8	58.5	61.0	63.3	65.8

**TABLE 11 Cont**

Indicators	Years							
	2043	2044	2045	2046	2047	2048	2049	2050
Sex ratio	98.4	98.5	98.6	98.7	98.8	98.8	98.9	98.9
Median age	36.4	36.9	37.5	38.0	38.6	39.1	39.6	40.1
Male	35.5	36.0	36.6	37.1	37.6	38.1	38.7	39.2
Female	37.3	37.9	38.4	38.9	39.5	40.0	40.6	41.1
Age dependency ratio	58.4	59.2	59.8	60.4	60.9	61.4	62.1	63.0
Child	29.2	28.6	28.0	27.4	26.8	26.3	25.7	25.2
Aged	29.2	30.6	31.8	32.9	34.0	35.2	36.4	37.8
Ageing index	68.7	72.5	77.4	83.2	89.7	96.5	103.4	110.2

The sex ratio is the quotient of the number of males to the number of females, usually expressed as males per 100 females. A sex ratio over 100 indicates a majority of males over female in a population, and a sex ratio under 100 the opposite. According to Table 11 during the entire projection period there will be a small majority of women in Cambodia. This difference can be observed in most populations and it is usually the result that women live longer than men and, therefore, the number of females is larger than that of males (in some cases an overrepresentation of male immigrants or emigrants influence the sex ratios) 21 . According to Table 11, the sex ratios are not far from 100 and, as time passes, the difference become smaller. The reason of this trend is that in the mortality model used as a hypothesis it is assumed that, in the future, mortality differences between male and female become smaller as a result of a little more rapid mortality decline among males.

The next indicator in Table 11 is the *median age*, which is the age at which exactly half the population is older and half is younger. It is a suitable indicator of population ageing. According to Table 11, the present median age is about 27 years, which indicate a young population but not excessively young. According to the 2008 census the median age was 22 years. The future median age indicates a rapid process of population ageing. In 2030 it will be 30.7 years and in 2050 it will reach 42.2 years. As expected, considering the females longevity, women's median age is higher than that of males. Notice that in age-sex analysis the median is preferred to the mean age. The reason is that the mean is very much affected by older-age extreme values. It is also important to point out that the term *population ageing* in demography is used not only to refer to the increase in the number and proportion of the elderly population but also to the simultaneous decline of the number and proportion of the young population 22

The age-dependency ratio is the relation of people in the *dependent* ages (those under age 15 and ages 59 and older) to those in the *economically productive* ages (15 to 59 years) in a population. The age-dependency ratio is often used as an indicator of the economic burden the productive portion of a population must carry, even though some people defined as *dependent* are producers and some people in the *productive* ages are economically dependent. More than a labor force indicator this measure is used as an age composition indicator 23. According to Table 11, the present age-dependency ratio is 62.5 This means that there are 62.5 people in the dependent ages for every 100 people in the working ages. In 2030 this value decline to 57.2 per cent and in 2050 to 58.2 per cent. As it will be explained, this indicator is quite important in the analysis of the age structure of a population.



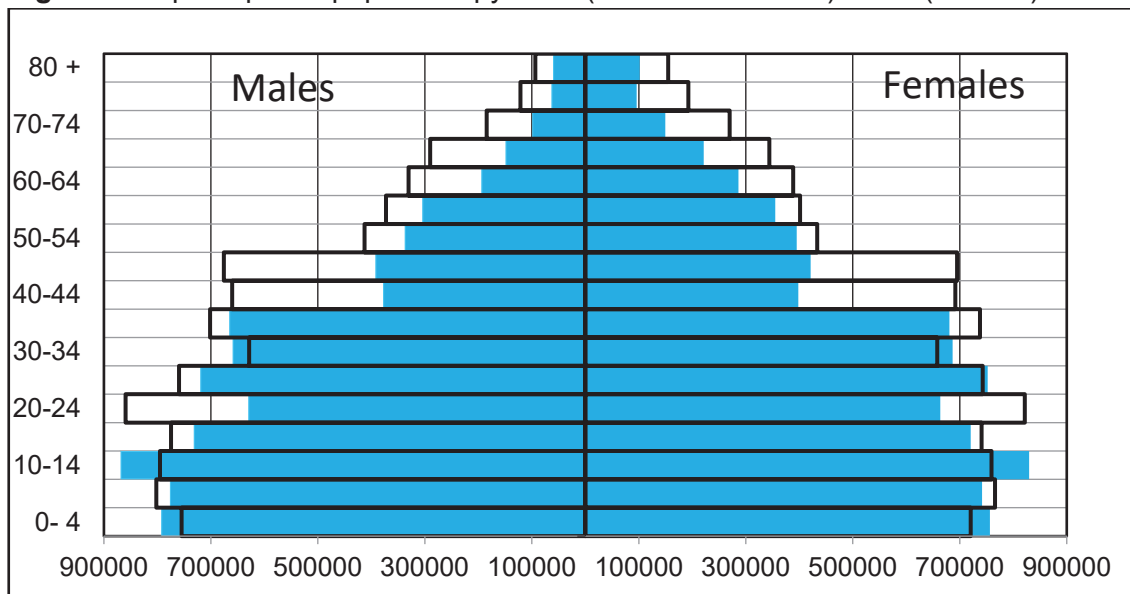
The child dependency ratio is the population under age 15 (young dependents) to those age 15 to 59 years. This indicator declines from a current percentage of about 46 youngsters per 100 working-age people to 37 per cent in 2030 and to 19 per cent in 2050. On the contrary, the aged dependency ratio increases from a present of approximately 15 per cent to 20 per cent in 2030 and to 39 per cent in 2050. These values indicate clearly that the population of Cambodia is likely to experience a rapid and substantial process of ageing.

This trend is reinforced by the next indicator in Table 11: The age index, which is the ratio of the oldest population (65 + years) to the youngest population (0-14 years). At present there are about 20 elderlies per 100 youngsters, in 2030 there will be 36 and by 2050 there will be 110. These figures show undoubtedly the dramatic process of ageing that the Cambodian population will experience during the next three decades.

Thus, according to this projection, from 2020 to 2050 the Cambodian population will experience a moderate growth, from about 16 to 20 million, but a major process of ageing.

Figure 6 and Figure 7 shows the superimposed pyramids corresponding to year 2019 to year 2030 and then to year 2050. The 2030 pyramid has a similar shape than the recent pyramid (2019), although it clearly shows that the population is ageing. In the 2050 pyramid the shape changed substantially; the population has already aged and will probably continue the process of getting older.

**Figure 7:** Superimposed population pyramid (absolute numbers): 2019 (shaded) and 2030 (clear)



**Figure 8;** Superimposed population pyramid (absolute numbers): 2019 (shaded) and 2050 (clear)

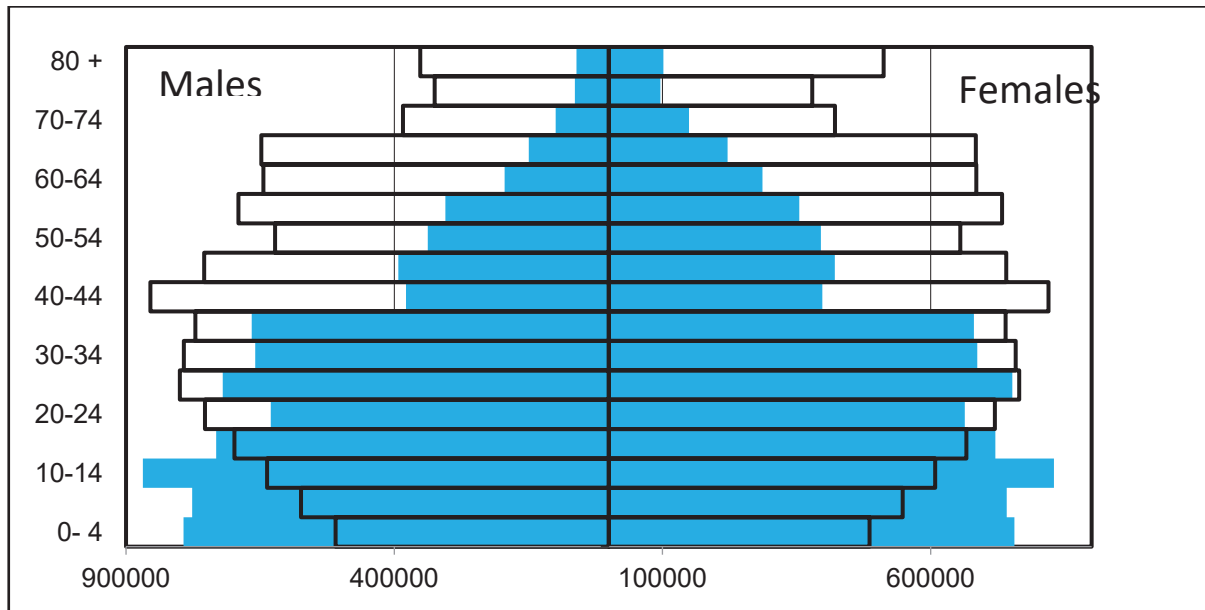


Table 12 shows the projection of selected socio-economic functional age groups, which are age groups that have special relevance in the functioning of the economy. It shows a similar picture as Table 11: a decline in the proportion of the youth and an increase in the proportion of the elderly population. The working age population remains relatively constant at a percentage somewhat over 60 per cent.

**Table 12:** Selected socioeconomic functional age groups

Year	2019		2020		2021		2022	
	Population	Percentage	Population	Percentage	Population	Percentage	Population	Percentage
Infants (0-1 yers)	311,246	1.9	319,310	2.0	315,773	1.9	307,695	1.8
Young children (1-4)	1,237,738	7.7	1,239,822	7.6	1,231,288	7.4	1,220,694	7.2
School age children (6-18 years)	4,100,277	25.5	4,137,796	25.3	4,172,304	25.1	4,195,611	24.9
Primary (6-12 years)	2,246,299	14.0	2,234,374	13.7	2,229,649	13.4	2,225,920	13.2
Secondary (13-18)	1,853,978	11.5	1,903,422	11.7	1,942,655	11.7	1,969,691	11.7
Working age population (15-60)	10,002,381	62.2	10,200,086	62.4	10,405,455	62.7	10,611,938	63.0
Reproductive age women	4,322,665	26.9	4,395,556	26.9	4,473,054	27.0	4,553,498	27.0
<b>Total</b>	<b>16,078,666</b>		<b>16,338,087</b>		<b>16,592,089</b>		<b>16,843,333</b>	

Year	2023		2024		2025		2026	
	Population	Percentage	Population	Percentage	Population	Percentage	Population	Percentage
Infants (0-1 yers)	307,826	1.8	340,878	2.0	328,291	1.9	317,921	1.8
Young children (1-4)	1,220,383	7.1	1,254,086	7.2	1,241,589	7.1	1,231,642	6.9
School age children (6-18 years)	4,189,999	24.5	4,118,608	23.8	4,114,653	23.4	4,098,943	23.0
Primary (6-12 years)	2,205,926	12.9	2,128,770	12.3	2,140,991	12.2	2,154,948	12.1
Secondary (13-18)	1,984,073	11.6	1,989,838	11.5	1,973,662	11.2	1,943,994	10.9
Working age population (15-60)	10,811,337	63.3	10,997,851	63.4	11,169,797	63.5	11,326,102	63.6
Reproductive age women	4,634,682	27.1	4,714,587	27.2	4,793,569	27.3	4,869,489	27.3
<b>Total</b>	<b>17,091,464</b>		<b>17,336,307</b>		<b>17,577,760</b>		<b>17,816,143</b>	

Year	2027		2028		2029		2030	
	Population	Percentage	Population	Percentage	Population	Percentage	Population	Percentage
Infants (0-1 yers)	307,642	1.7	295,929	1.6	277,481	1.5	275,615	1.5
Young children (1-4)	1,222,582	6.8	1,215,763	6.6	1,216,056	6.6	1,199,615	6.4
School age children (6-18 years)	4,077,958	22.6	4,052,883	22.2	4,015,916	21.7	4,010,593	21.4
Primary (6-12 years)	2,171,902	12.0	2,189,302	12.0	2,209,893	11.9	2,195,942	11.7
Secondary (13-18)	1,906,056	10.6	1,863,580	10.2	1,806,023	9.8	1,814,651	9.7
Working age population (15-60)	11,471,472	63.5	11,613,527	63.5	11,760,590	63.5	11,916,224	63.6
Reproductive age women	4,939,284	27.4	4,999,442	27.3	5,048,954	27.3	5,087,997	27.2
<b>Total</b>	<b>18,051,625</b>		<b>18,283,710</b>		<b>18,512,733</b>		<b>18,734,977</b>	

Year	2035		2036		2037		2038	
	Population	Percentage	Population	Percentage	Population	Percentage	Population	Percentage
Infants (0-1 yers)	263,084	1.3	258,853	1.3	254,884	1.3	250,390	1.2
Young children (1-4)	1,102,823	5.6	1,082,787	5.4	1,063,038	5.3	1,044,239	5.1
School age children (6-18 years)	3,974,280	20.1	3,925,503	19.7	3,894,971	19.3	3,930,877	19.4
Primary (6-12 years)	2,114,584	10.7	2,088,214	10.5	2,061,636	10.2	2,034,634	10.0
Secondary (13-18)	1,859,696	9.4	1,837,289	9.2	1,833,335	9.1	1,896,243	9.3
Working age population (15-60)	12,654,576	64.0	12,830,672	64.3	13,010,060	64.6	13,181,196	64.9
Reproductive age women	5,145,986	26.0	5,168,543	25.9	5,190,077	25.8	5,206,827	25.6
<b>Total</b>	<b>19,762,741</b>		<b>19,949,198</b>		<b>20,129,743</b>		<b>20,303,582</b>	

**Table 12 cont**

Year	2039		2040		2041		2042	
	Population	Percentage	Population	Percentage	Population	Percentage	Population	Percentage
Infants (0-1 yers)	244,364	1.2	238,478	1.2	233,956	1.1	229,468	1.1
Young children (1-4)	1,026,415	5.0	1,007,759	4.9	987,441	4.8	966,568	4.6
School age children (6-18 years)	3,874,277	18.9	3,820,513	18.5	3,765,693	18.1	3,710,850	17.7
Primary (6-12 years)	2,006,298	9.8	1,975,693	9.6	1,943,318	9.4	1,910,543	9.1
Secondary (13-18)	1,867,979	9.1	1,844,820	8.9	1,822,375	8.8	1,800,307	8.6
Working age population (15-60)	13,328,386	65.1	13,440,920	65.2	13,514,364	65.1	13,553,653	64.8
Reproductive age women	5,216,341	25.5	5,217,818	25.3	5,213,203	25.1	5,205,735	24.9
<b>Total</b>	<b>20,468,828</b>		<b>20,625,224</b>		<b>20,773,691</b>		<b>20,913,953</b>	

Year	2043		2044		2045		2046	
	Population	Percentage	Population	Percentage	Population	Percentage	Population	Percentage
Infants (0-1 yers)	224,743	1.1	219,688	1.0	214,464	1.0	209,331	1.0
Young children (1-4)	945,699	4.5	926,119	4.4	907,370	4.3	887,914	4.2
School age children (6-18 years)	3,656,209	17.4	3,601,147	17.0	3,543,639	16.6	3,483,424	16.3
Primary (6-12 years)	1,878,054	8.9	1,845,451	8.7	1,811,334	8.5	1,776,239	8.3
Secondary (13-18)	1,778,155	8.4	1,755,696	8.3	1,732,305	8.1	1,707,185	8.0
Working age population (15-60)	13,568,970	64.5	13,575,240	64.1	13,583,222	63.8	13,596,875	63.6
Reproductive age women	5,199,568	24.7	5,197,435	24.6	5,200,122	24.4	5,206,217	24.3
<b>Total</b>	<b>21,045,742</b>		<b>21,168,875</b>		<b>21,283,418</b>		<b>21,389,471</b>	

**Table 12 cont**

Year	2047		2048		2049		2050	
	Population	Percentage	Population	Percentage	Population	Percentage	Population	Percentage
Infants (0-1 yers)	204,215	1.0	199,076	0.9	194,112	0.9	188,864	0.9
Young children (1-4)	867,809	4.0	847,310	3.9	826,723	3.8	806,394	3.7
School age children (6-18 years)	3,422,102	15.9	3,360,098	15.6	3,297,616	15.2	3,234,447	14.9
Primary (6-12 years)	1,742,077	8.1	1,708,613	7.9	1,674,635	7.7	1,639,564	7.5
Secondary (13-18)	1,680,025	7.8	1,651,485	7.7	1,622,981	7.5	1,594,883	7.3
Working age population (15-60)	13,612,943	63.4	13,626,431	63.2	13,629,218	62.9	13,616,534	62.7
Reproductive age women	5,213,315	24.3	5,217,704	24.2	5,216,456	24.1	5,209,470	24.0
Total	21,486,990		21,576,002		21,656,634		21,728,446	

The population momentum, previously mentioned, is also evident by observing the base of the population pyramid. Note that the pyramid corresponding to year 2030 (Figure 7) indicates that the 0-4 years population will be larger than the population 5-9 years. Considering that fertility is declining, the 5-9 years population bar should be shorter than the 0-4 years population bar. However, the opposite is observed. The explanation is that the number of women in reproductive age has increased because of past increasing fertility trends. In other words, each woman has fewer children, but the number of women has increased. After some time, the situation become as expected (see the pyramid corresponding to 2050 in Figure 8). This situation can also be observed in Table 12. Note that between 2019 and 2020 the percentage of infants (0 to 4 years old) increase from 1.5 to 2.0 per cent in spite of a decline fertility trend. This is not an error. The reason of this difference is the increase in the number of reproductive age women (see also Table 12), which has risen the number of births in spite of fertility decline.

A major issue regarding the age composition of the Cambodian population during the next few decades, together with ageing, is the experiencing of a *demographic window of opportunity*. Because birth rates have already fallen, the proportion of children and youth is getting small, and because there are not yet as many elderlies, the proportion of old people is also low. If these trends and levels are accompanied with investments in health and education a rapid process of economic growth can be expected 24 .

Until recently, and even today, one of the major demographic concerns was the substantial and rapid population growth experienced by many developing societies. This trend was resulting from the fall in mortality that started after World War II and the remaining of high fertility rates. Most planners, politicians and social scientist argued that rapid population increase, or a *population explosion*, has negative consequences on the developing societies. Target-oriented policies and actions directed to reducing the speed and level of population growth were recommended and adopted in order to reduce it.

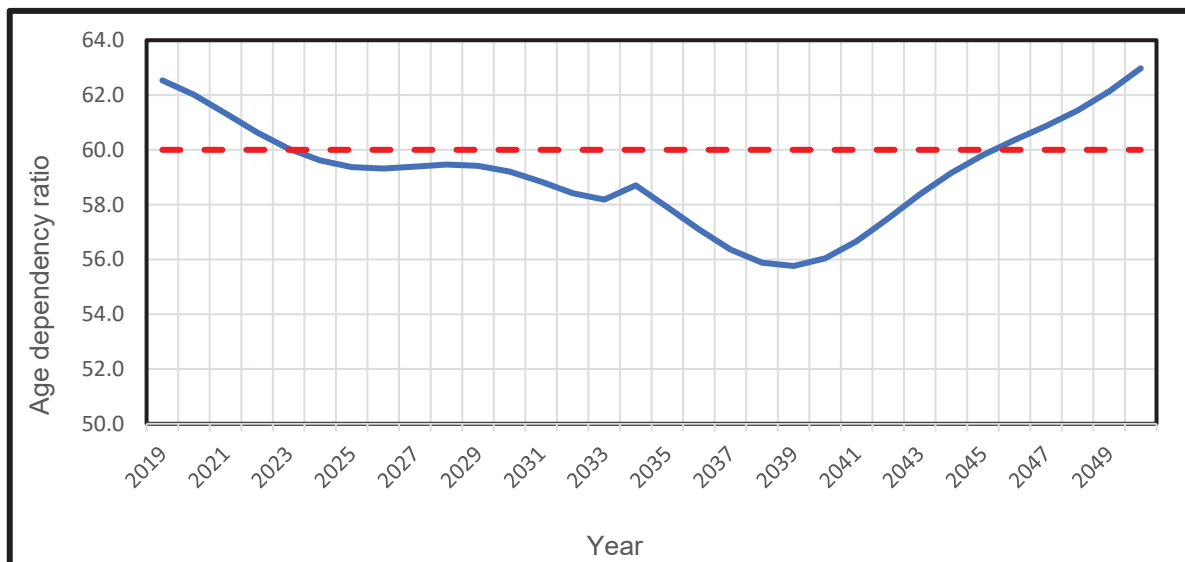
After fertility has fallen, a new major change in the age structure began to take place in some of those countries. The large cohorts born before fertility began to decline moved up the age of the pyramid and entered the working age population. Therefore, the next challenge of many developing societies is to assure productive employment for these cohorts. If sufficient and suitable opportunities exist in the labor market, these larger cohorts can be quite advantageous to socio-economic development. With the diminished ratio of dependents to economically active

people, these changes in the population age structure open and create new economic and social opportunities; household savings may increase, burdens on public school and other government services are reduced, the number of taxable adults per dependent increases, and families can invest more in each child. This period has been named as the *demographic window of opportunity*, and it is considered highly favorable to socio-economic development, investment in the social system, and human development.

One of the age composition indicators presented in Table 11 is the Age Dependency Ratio (ADR). As indicated, it is the ratio between the sum of the population 0-14 years plus the population 60 and older divided by the population 15-59 years. As explained, it is the ratio between the potentially dependent population and the potentially productive population. Sometimes the theoretically productive population is considered from 15 to 64 years and, consequently, the older population from 64 years and older 25.

It is may be considered that when the ADR reach 60 per cent the demographic window of opportunity opens and countries begin to enjoy the *demographic dividend* which, as explained, is highly positive for social and economic development 26. Usually, it continues declining from some decades and then increases again. When it reaches 60 per cent once more, it is considered that the window closes. It is important to point out that this indicator and percentages are conventional and not a rule or directive. In other words, this age division should be taken as an illustrative benchmark rather than a truthful description of reality. Some analyses may use different indicators or limits. What is important is to identify a process in which the young population decreases, the working population increase and the elderly remain relatively constant.

**FIGURE 9:** The possible window of opportunity in Cambodia, 2019 to 2050



It is relevant to mention that the opening of demographic window is not enough to ensure economic and social development. The country must have conditions that may absorb the growing working age population and capitalize on it. Otherwise, the larger population in working age may become a heavy bulk and result in political and social disturbances and civil conflicts 27.

After some time, usually between four or five decades, the ADR reach again 60%. At this point, it is considered that the window closed. However, as the old age population increase it is considered that a second window opens. This is explained in the following section, where alternative fertility hypotheses are examined.

## 2.7. ALTERNATIVE SCENARIOS

The previous projection is considered as the most probable scenario for the future of Cambodia population. As mentioned above, there are two concepts that are central to that projection: observed past trends and analytical credibility. The assumptions about the components are based on the past behavior of such components (and also on their behavior in other demographic similar countries) and on the credibility to professional peers and users. However, for analytical purposes it was decided to project the population using alternative scenarios, in particular, based on different future fertility levels.

The following fertility trends are less likely to occur than that assumed in the main projection. This does not mean that they cannot happen. However, the purpose of proposing them here is more prospective than predictive, that is, they are used to explore the reality under different situations regarding fertility and not to make forecasts

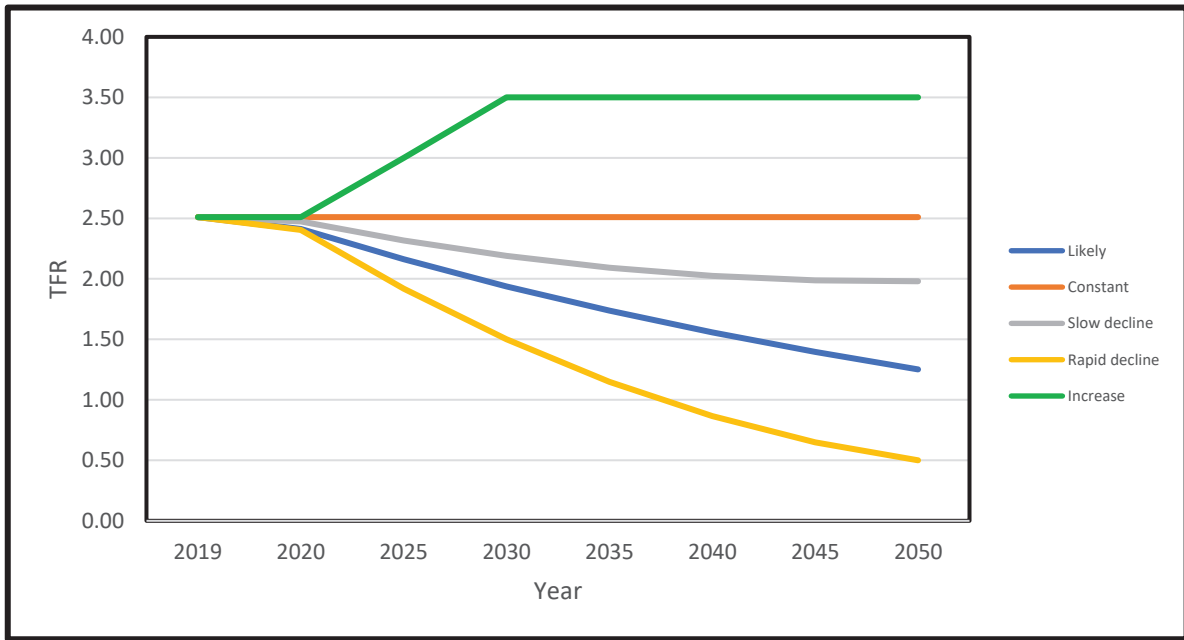
As mentioned above, only fertility will be explored. It was assumed that mortality will be the same in all cases and also that international migration will not take place or will be negligible.

In addition to the most likely fertility trend proposed in the main projection, four scenarios of different fertility are proposed. Table 13 shows the TFRs corresponding to these scenarios from years 2019 to 2050. Figure 10 shows the respective graph.

**Table 13:** TFR according to 5 scenarios, 2019-2050

Year	Likely	Constant	Slow decline	Rapid decline	Increase
2019	2.51	2.51	2.51	2.51	2.51
2020	2.41	2.51	2.47	2.40	2.51
2025	2.16	2.51	2.32	1.92	3.00
2030	1.94	2.51	2.19	1.50	3.50
2035	1.74	2.51	2.09	1.15	3.50
2040	1.56	2.51	2.02	0.87	3.50
2045	1.40	2.51	1.99	0.65	3.50
2050	1.25	2.51	1.98	0.50	3.50

**Figure 10:** TFR according to 5 scenarios, 2019-2050



The first scenario, which correspond to the most likely future fertility trend, was included for comparison purposes. The second scenario assume that TFR will remain constant during the entire projection period at the level of 2.51 children per woman, which is the TFR corresponding to year 2019. The third scenario proposes a slow fertility decline, while the fourth one assumes a rapid fertility decline. The last scenario proposes a fertility increase during the present decade with the higher level remaining constant up to the end of the projection period.

In term of population size, an initial and general look at the results in Table 14 and Figure 11 show what can be expected: the future population size will depend on the pace of fertility decline. The largest projected population correspond to the scenario that assume a future increase in fertility rates (29.2 million in year 2050) and the smallest to the scenario that propose the most rapid fertility decline (19.4 million in year 2050). The other scenarios project population sizes that fall between these two extremes. It is relevant to note that differences observed between the population size projected in the other four scenarios, are not extremely large considering the length of the projection period. The reason is that the differences among the fertility proposed in each scenario do not exhibit large variations. In general, fertility levels vary among a low-level range. Fertility rates assumed in the scenarios cannot diverge too much if they can be considered plausible. The population by single ages is presented in Appendix C.

**Table 14:** Population by single year of the population by sex according to five fertility scenarios

<b>Recommended scenario</b>				<b>Constant fertility</b>			
<b>Year</b>	<b>Total</b>	<b>Male</b>	<b>Female</b>	<b>Year</b>	<b>Total</b>	<b>Male</b>	<b>Female</b>
2019	16,078,666	7,823,634	8,255,032	2019	16,078,666	7,823,634	8,255,032
2020	16,338,087	7,959,992	8,378,095	2020	16,344,873	7,963,466	8,381,407
2021	16,592,089	8,093,453	8,498,636	2021	16,615,869	8,105,624	8,510,245
2022	16,843,333	8,225,325	8,618,008	2022	16,891,024	8,249,731	8,641,293
2023	17,091,464	8,355,443	8,736,021	2023	17,170,125	8,395,696	8,774,429
2024	17,336,307	8,483,754	8,852,553	2024	17,453,126	8,543,531	8,909,595
2025	17,577,760	8,610,248	8,967,512	2025	17,740,077	8,693,305	9,046,772
2026	17,816,143	8,735,112	9,081,031	2026	18,031,037	8,845,071	9,185,966
2027	18,051,625	8,858,455	9,193,170	2027	18,325,898	8,998,796	9,327,102
2028	18,283,710	8,980,062	9,303,648	2028	18,624,271	9,154,320	9,469,951
2029	18,511,733	9,099,621	9,412,112	2029	18,925,543	9,311,358	9,614,185
2030	18,734,977	9,216,790	9,518,187	2030	19,229,021	9,469,581	9,759,440
2031	18,952,957	9,331,287	9,621,670	2031	19,533,917	9,628,550	9,905,367
2032	19,165,241	9,442,865	9,722,376	2032	19,839,467	9,787,847	10,051,620
2033	19,371,257	9,551,272	9,819,985	2033	20,145,034	9,947,188	10,197,846
2034	19,570,357	9,656,220	9,914,137	2034	20,449,814	10,106,206	10,343,608
2035	19,762,741	9,757,855	10,004,886	2035	20,754,224	10,265,157	10,489,067
2036	19,949,198	9,856,587	10,092,611	2036	21,059,229	10,424,540	10,634,689
2037	20,129,743	9,952,405	10,177,338	2037	21,364,752	10,584,298	10,780,454
2038	20,303,582	10,044,874	10,258,708	2038	21,669,920	10,743,955	10,925,965
2039	20,468,828	10,132,963	10,335,865	2039	21,972,160	10,902,130	11,070,030
2040	20,625,224	10,216,460	10,408,764	2040	22,271,566	11,058,789	11,212,777
2041	20,773,691	10,295,707	10,477,984	2041	22,569,865	11,214,687	11,355,178
2042	20,913,953	10,370,471	10,543,482	2042	22,866,841	11,369,621	11,497,220
2043	21,045,742	10,440,632	10,605,110	2043	23,162,517	11,523,619	11,638,898
2044	21,168,875	10,506,159	10,662,716	2044	23,456,906	11,676,751	11,780,155
2045	21,283,418	10,567,167	10,716,251	2045	23,750,394	11,829,296	11,921,098
2046	21,389,471	10,623,779	10,765,692	2046	24,043,330	11,981,504	12,061,826
2047	21,486,990	10,676,009	10,810,981	2047	24,335,831	12,133,472	12,202,359
2048	21,576,002	10,723,860	10,852,142	2048	24,628,307	12,285,398	12,342,909
2049	21,656,634	10,767,350	10,889,284	2049	24,921,452	12,437,592	12,483,860
2050	21,728,446	10,806,195	10,922,251	2050	25,214,898	12,589,805	12,625,093



**Table 14 Cont**

**Slow fertility decline**

Year	Total	Male	Female
2019	16,078,666	7,823,634	8,255,032
2020	16,342,158	7,962,076	8,380,082
2021	16,605,673	8,100,405	8,505,268
2022	16,869,207	8,238,565	8,630,642
2023	17,132,473	8,376,427	8,756,046
2024	17,395,348	8,513,964	8,881,384
2025	17,657,795	8,651,200	9,006,595
2026	17,920,059	8,788,283	9,131,776
2027	18,182,229	8,925,281	9,256,948
2028	18,443,852	9,062,001	9,381,851
2029	18,704,283	9,198,142	9,506,141
2030	18,962,810	9,333,364	9,629,446
2031	19,219,092	9,467,459	9,751,633
2032	19,472,829	9,600,246	9,872,583
2033	19,723,421	9,731,460	9,991,961
2034	19,970,152	9,860,778	10,109,374
2035	20,213,325	9,988,398	10,224,927
2036	20,454,099	10,114,920	10,339,179
2037	20,692,733	10,240,457	10,452,276
2038	20,928,385	10,364,550	10,563,835
2039	21,158,828	10,485,994	10,672,834
2040	21,383,952	10,604,652	10,779,300
2041	21,605,485	10,721,279	10,884,206
2042	21,823,576	10,835,859	10,987,717
2043	22,038,026	10,948,307	11,089,719
2044	22,248,665	11,058,599	11,190,066
2045	22,455,628	11,166,885	11,288,743
2046	22,659,281	11,273,424	11,385,857
2047	22,859,801	11,378,344	11,481,457
2048	23,057,318	11,481,700	11,575,618
2049	23,252,165	11,583,616	11,668,549
2050	23,443,828	11,683,769	11,760,059

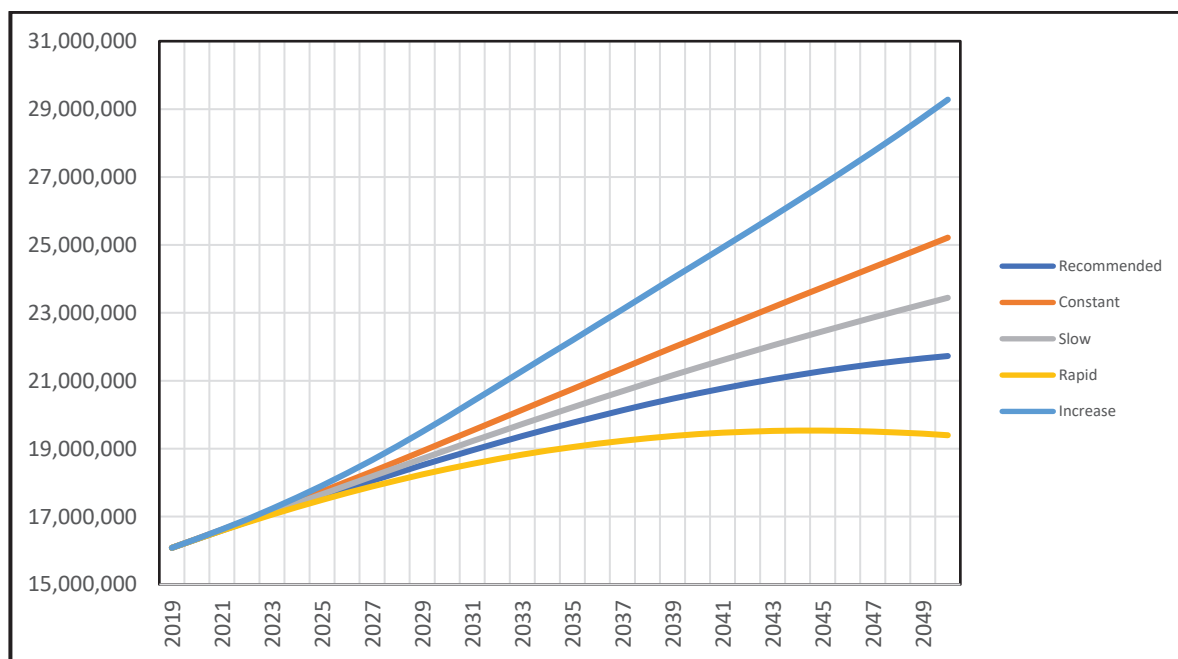
**Rapid fertility decline**

Year	Total	Male	Female
2019	16,078,666	7,823,634	8,255,032
2020	16,337,408	7,959,644	8,377,764
2021	16,586,908	8,090,801	8,496,107
2022	16,827,327	8,217,133	8,610,194
2023	17,058,228	8,338,434	8,719,794
2024	17,279,321	8,454,592	8,824,729
2025	17,490,374	8,565,531	8,924,843
2026	17,691,990	8,671,582	9,020,408
2027	17,884,634	8,773,006	9,111,628
2028	18,067,710	8,869,536	9,198,174
2029	18,240,493	8,960,830	9,279,663
2030	18,402,234	9,046,529	9,355,705
2031	18,553,179	9,126,726	9,426,453
2032	18,693,658	9,201,564	9,492,094
2033	18,823,150	9,270,818	9,552,332
2034	18,941,126	9,334,260	9,606,866
2035	19,047,658	9,391,970	9,655,688
2036	19,144,008	9,444,600	9,699,408
2037	19,230,866	9,492,486	9,738,380
2038	19,307,549	9,535,249	9,772,300
2039	19,372,735	9,572,148	9,800,587
2040	19,426,080	9,602,925	9,823,155
2041	19,468,611	9,627,977	9,840,634
2042	19,500,674	9,647,391	9,853,283
2043	19,522,022	9,661,057	9,860,965
2044	19,532,571	9,668,995	9,863,576
2045	19,532,433	9,671,342	9,861,091
2046	19,522,607	9,668,682	9,853,925
2047	19,503,992	9,661,512	9,842,480
2048	19,476,622	9,649,838	9,826,784
2049	19,440,532	9,633,631	9,806,901
2050	19,395,477	9,612,706	9,782,771

**Table 14 Cont**

<b>Fertility increase</b>			
<b>Year</b>	<b>Total</b>	<b>Male</b>	<b>Female</b>
2019	16,078,666	7,823,634	8,255,032
2020	16,344,873	7,963,466	8,381,407
2021	16,622,569	8,109,054	8,513,515
2022	16,917,882	8,263,478	8,654,404
2023	17,230,767	8,426,731	8,804,036
2024	17,561,415	8,598,947	8,962,468
2025	17,910,153	8,780,337	9,129,816
2026	18,277,487	8,971,183	9,306,304
2027	18,663,753	9,171,679	9,492,074
2028	19,068,811	9,381,793	9,687,018
2029	19,492,211	9,601,323	9,890,888
2030	19,933,357	9,829,990	10,103,367
2031	20,384,087	10,063,579	10,320,508
2032	20,836,163	10,297,845	10,538,318
2033	21,288,790	10,532,426	10,756,364
2034	21,740,891	10,766,815	10,974,076
2035	22,193,079	11,001,370	11,191,709
2036	22,646,843	11,236,858	11,409,985
2037	23,102,392	11,473,366	11,629,026
2038	23,558,905	11,710,446	11,848,459
2039	24,013,233	11,946,422	12,066,811
2040	24,465,966	12,181,516	12,284,450
2041	24,920,213	12,417,188	12,503,025
2042	25,376,755	12,653,743	12,723,012
2043	25,836,824	12,891,829	12,944,995
2044	26,301,590	13,132,108	13,169,482
2045	26,772,728	13,375,519	13,397,209
2046	27,251,917	13,622,992	13,628,925
2047	27,740,459	13,875,230	13,865,229
2048	28,239,987	14,133,058	14,106,929
2049	28,752,581	14,397,494	14,355,087
2050	29,278,889	14,668,810	14,610,079

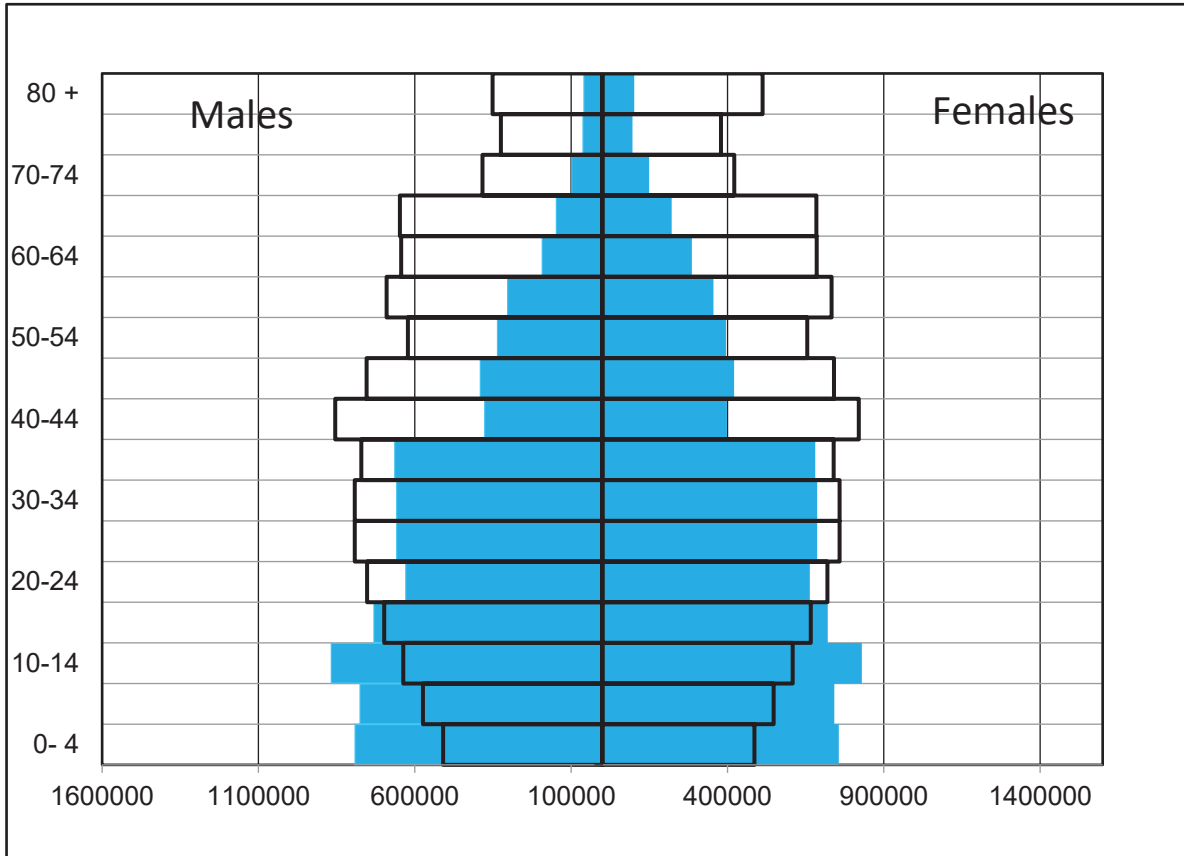
**Figure 11:** Population projection according to five fertility scenarios, by sex, 2019-2050



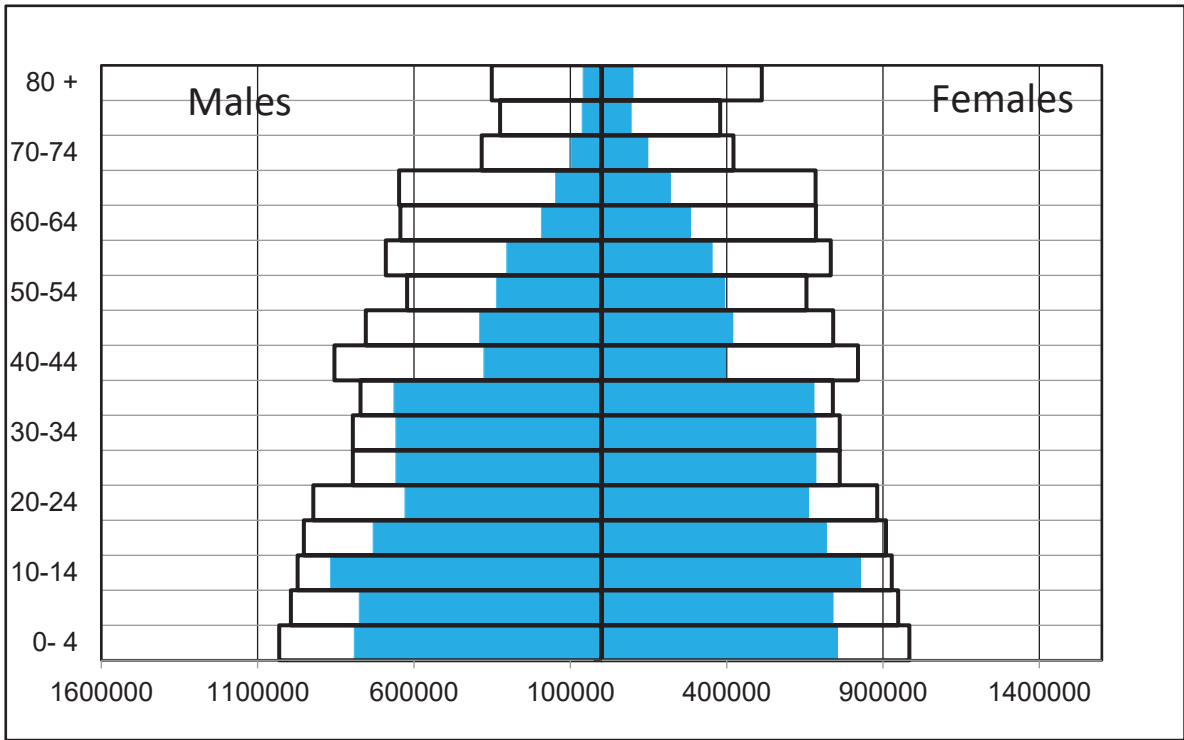
More relevant than population size are differences in the population age composition. Figures 12 to 16 show superimposed population pyramid corresponding to the base population (2019) and the final projection year (2050) for the five scenarios. It is interesting to note the quite different age composition revealed by the pyramids. The most important aspect to observe are the bars at the base of the pyramid, which represent the young population. The difference between the pyramid corresponding to the increasing fertility scenario and the one corresponding to the rapid fertility decline is remarkable. Note that the year 2050 pyramids are not different regarding the population 40 and older. This is because this population was already born when the assumptions of fertility were applied.

**Figure 12 to 16:** Superimposed population pyramids according to five fertility scenarios, 2019 (shaded) and 2050 (clear)

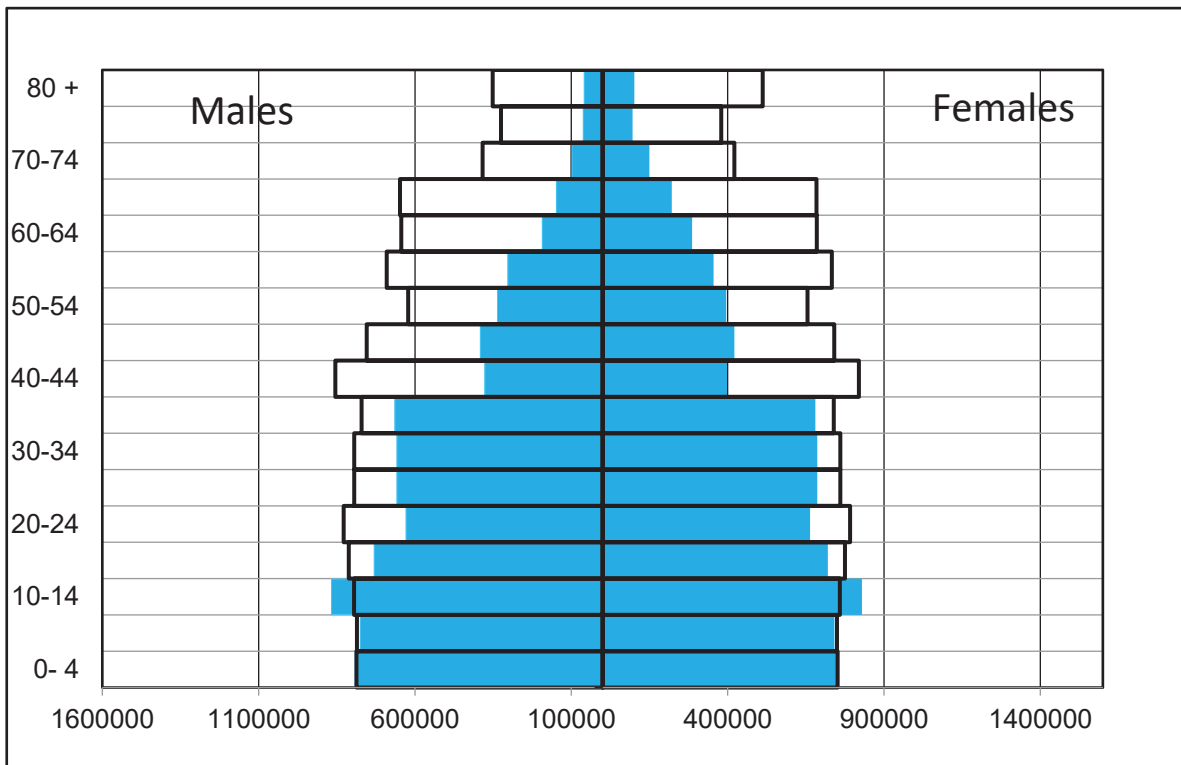
**Figure 12:** Superimposed population pyramid (absolute numbers), recommended projection: 2019 (shaded) and 2050 (clear)



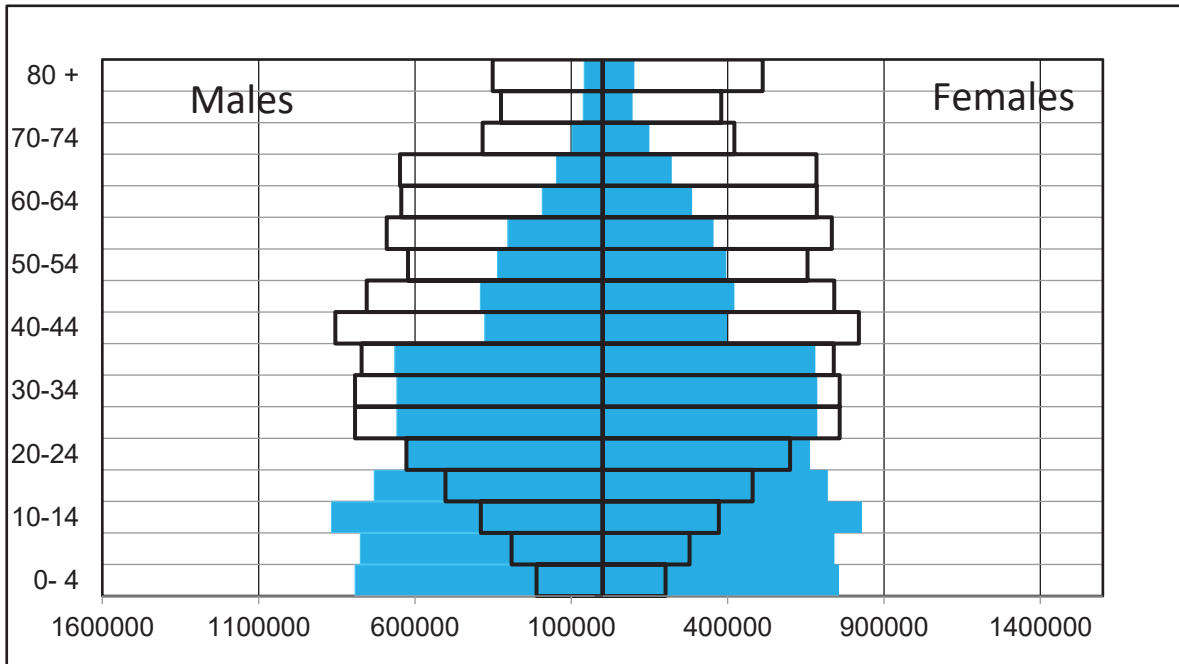
**Figure 13:** Superimposed population pyramid (absolute numbers), constant fertility decline: 2019 (shaded) and 2050 (clear)



**Figure 14:** Superimposed population pyramid (absolute numbers), slow fertility decline: 2019 (shaded) and 2050 (clear)



**Figure 15:** Superimposed population pyramid (absolute numbers), rapid fertility decline: 2019 (shaded) and 2050 (clear)



**Figure 16:** Superimposed population pyramid (absolute numbers), rapid fertility decline: 2019 (shaded) and 2050 (clear)

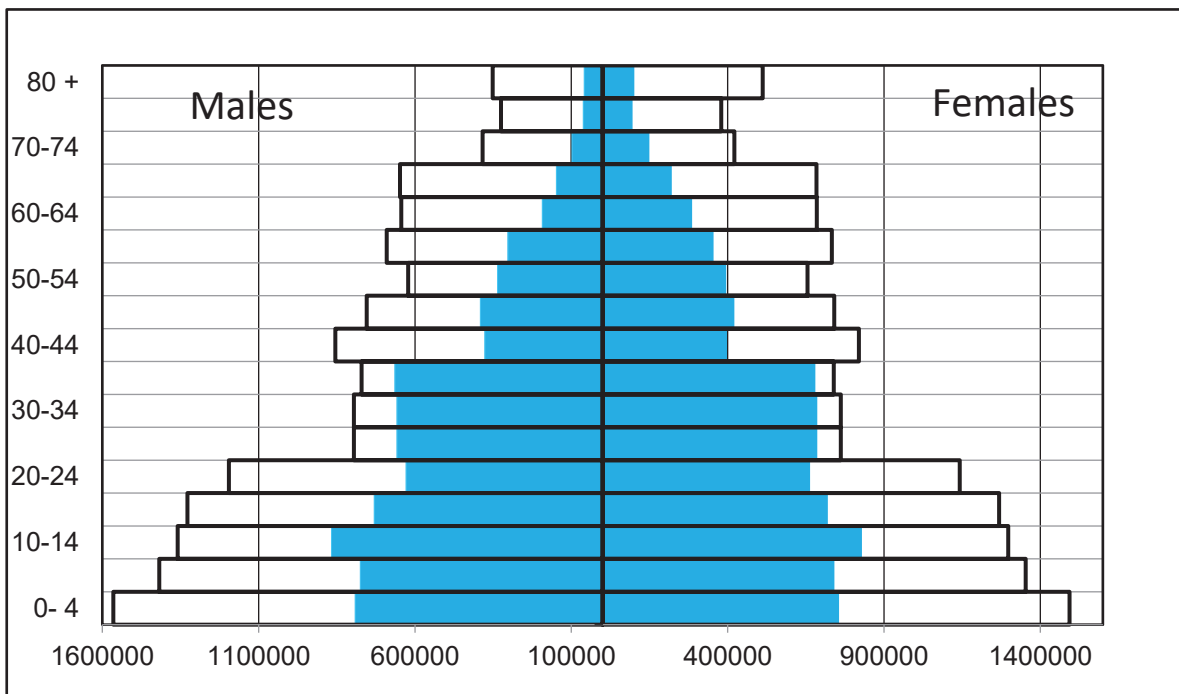


Table 15 show selected indicators of age and sex structure and functional age groups according to the five scenarios of future fertility. This table also indicates substantial differences in the age composition of the projected population according to the five scenarios. The interpretation of its

values is the same of Table 11 and 12. Considering fertility differences, the results are as expected. However, it is convenient to draw attention to two values. First is the extremely large value of the ageing index when a rapid fertility decline is assumed. This index corresponds to the number of elderly (65+ years) to 100 youngsters (0 to 14 years). With the rapid assumed fertility decline, the young population will shrink substantially by year 2050 while the elderly will not experience major changes. Second, under the assumption of a future fertility increase, although limited (up to 3.5 in year 2050), the school age population would increase considerably, reaching almost one quarter of the population by 2050.

**Table 15:** Indicators of age and sex structure and functional age groups according to five scenarios of future fertility for year 2050

Indicators of age and sex structure and functional age groups	base population	Recommended future fertility	Constant future fertility	Slow future fertility decline	Rapid future fertility decline	Future fertility increase
Indicators of age and sex structure						
Sex ratio	94.8	98.9	99.7	99.3	98.3	100.4
Age dependency ratio	60.7	63.0	76.9	70.5	53.4	87.6
Child	47.6	25.2	41.4	33.8	13.7	55.0
Aged	13.1	37.8	35.6	36.8	39.7	32.6
Ageing index	19.7	110.2	63.2	80.1	212.5	43.7
Functional age groups (percentages)						
Infants (0-1 yers)	1.9	0.9	1.6	1.3	0.4	2.2
Young children (1-4)	7.7	3.7	6.4	5.2	1.8	8.2
School age children (6-18 years)	25.5	14.9	19.6	17.3	10.3	23.7
Primary (6-12 years)	14.0	7.5	10.7	9.2	4.7	13.0
Secondary (13-18)	11.5	7.3	8.9	8.1	5.7	10.7
Working age population (15-60)	62.2	62.7	57.9	60.0	66.5	54.8
Reproductive age women W(15-49)	52.4	47.7	45.1	46.2	49.7	43.8
Total	16,078,666	21,728,446	25,214,898	23,443,828	19,395,477	29,278,889

Figures 19 to 21 show a representation of the window of opportunity according to the five scenarios. These figures show the same graph presented in Figure 9, that is, the age-dependency ratio (ADR). As indicated above, this is the ratio between the sum of the population 0-14 years plus the population 60 and older divided by the population 15-59 years (times 100). This ratio can be considered as an indicator of the relationship between the between the potentially dependent population and the potentially productive population.

As also described earlier, it is considered that when the ADR attain 60 per cent, the demographic window opens and countries start experiencing the demographic dividend. As also explained, an ADR below 60 percent indicate that the country has an age structure highly positive for socioeconomic development. With less children, and still a limited number of elderlies, household savings may rise, public school expenses and other government services may decline, taxable adults per dependent are likely to increase, and families can dedicate more time and resources to each child.

Usually, the demographic window remains open for some decades, and then, when the ADR become more than 60 per cent, it closes again. This ADR rise is caused by the increase of the elderly population. However, as the old age population increases, it is considered that a second window opens. An older working population facing an extended retirement period has a powerful incentive to accumulate assets to support themselves. These assets are usually invested both domestically and internationally, adding to a country's *national income*. The increase in national income is referred to as the second dividend which continues to be earned indefinitely.

Figures 17 to 21 show the ADR corresponding to the five scenarios. The graphs are constructed in the same way as the graph presented in Figure 12, that is, oriented to show the possible formation of a widow of opportunity in the future.

**Figures 17 to 21:** Age-dependency ratios under different assumption of future fertility trends, 2019 to 2050.

**Figure 17:** Age-dependency ratios under the assumption of the recommended future fertility trend, 2019 to 2050

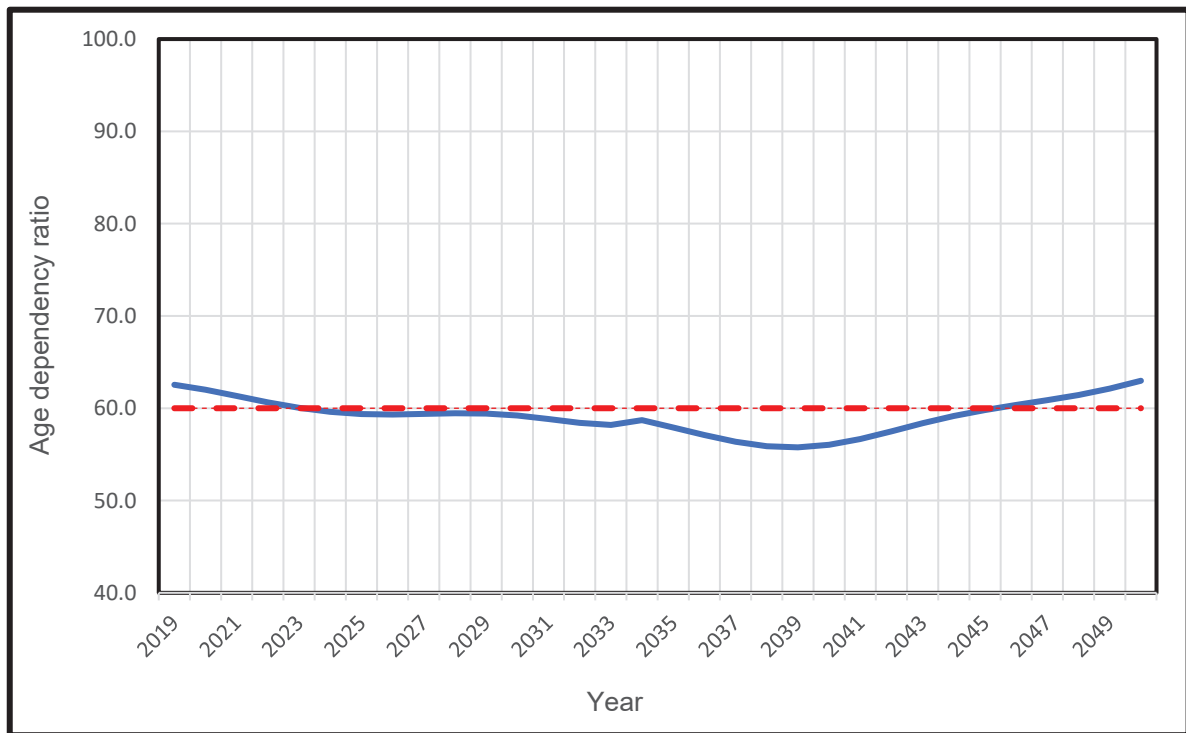


Figure 17 is the repetition of Figure 12 and it was included for comparison purposes. It worth to repeat that according to the recommended scenario, the window will open in year 2023 and will close in year 2045



**Figure 18:** Age-dependency ratios under the assumption of a constant future fertility trend (TFR=2.51), 2019 to 2050

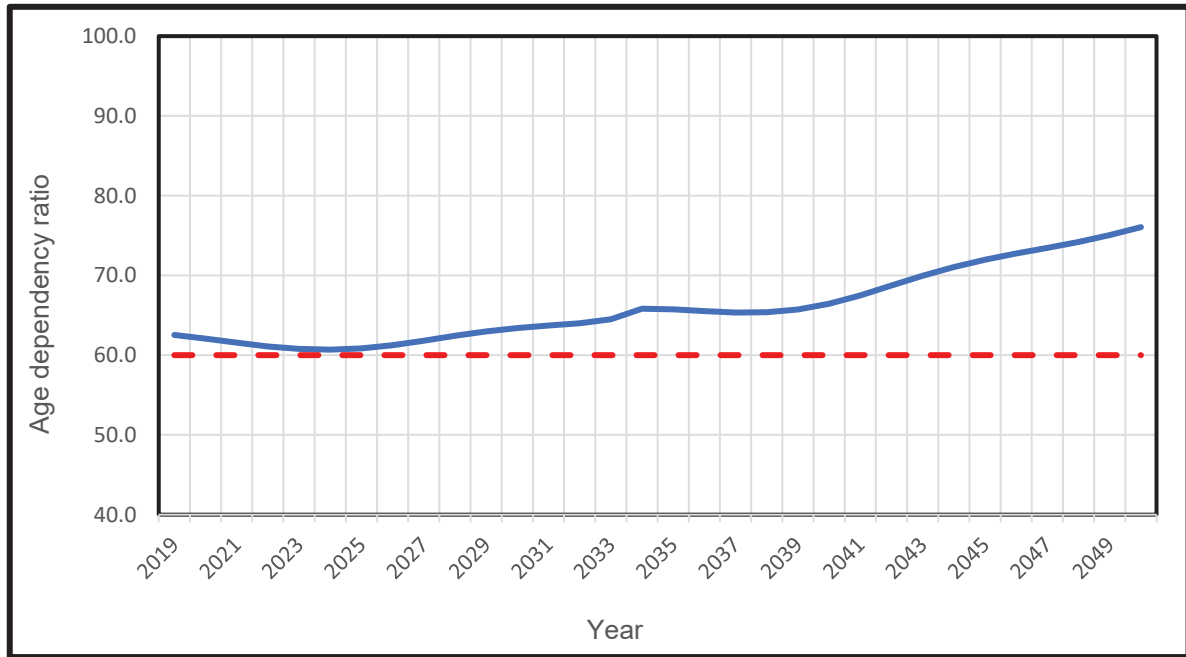


Figure 18 shows the ADR when it is assumed that fertility will remain constant at the level observed in 2019, that is a TFR of 2.51 children per woman. The graph clearly shows that, in this case, the demographic dividend will not take place. By the middle of the present decade the ADR will almost reach 60% but then it will continue a rapid increase, moving up from the 60% line. The main reason of this trend is that fertility will not decline enough to reduce the ADR below 60%.

**Figure 19:** Age-dependency ratios under the assumption of a slow future fertility decline, 2019 to 2050

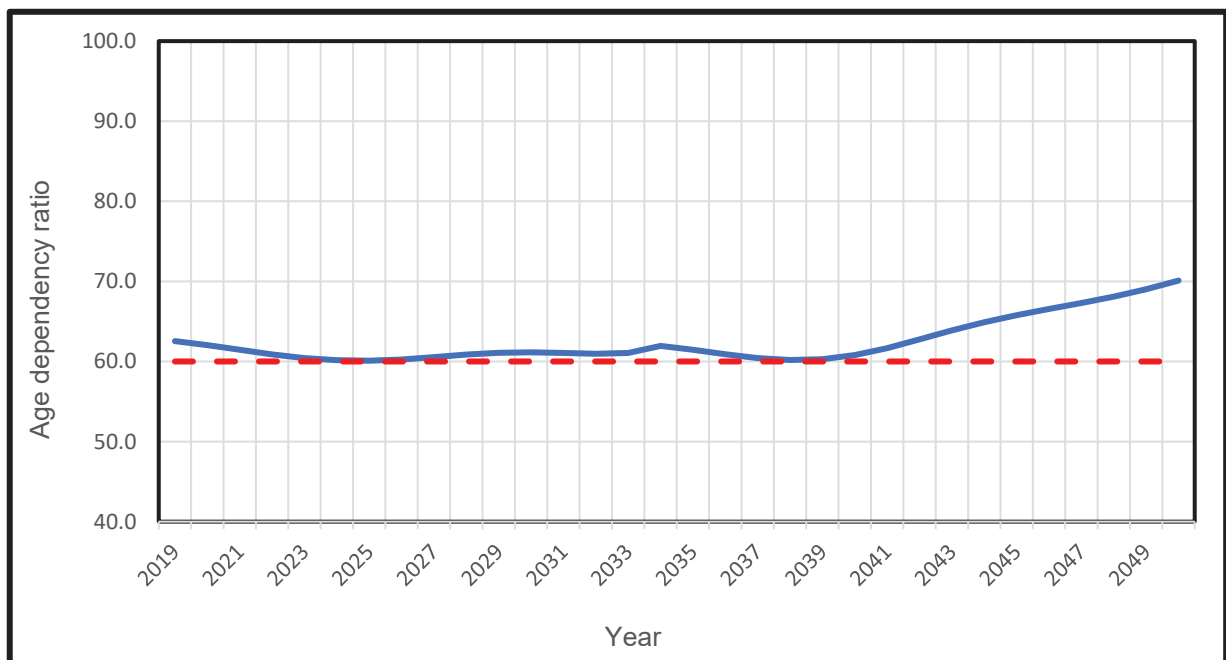
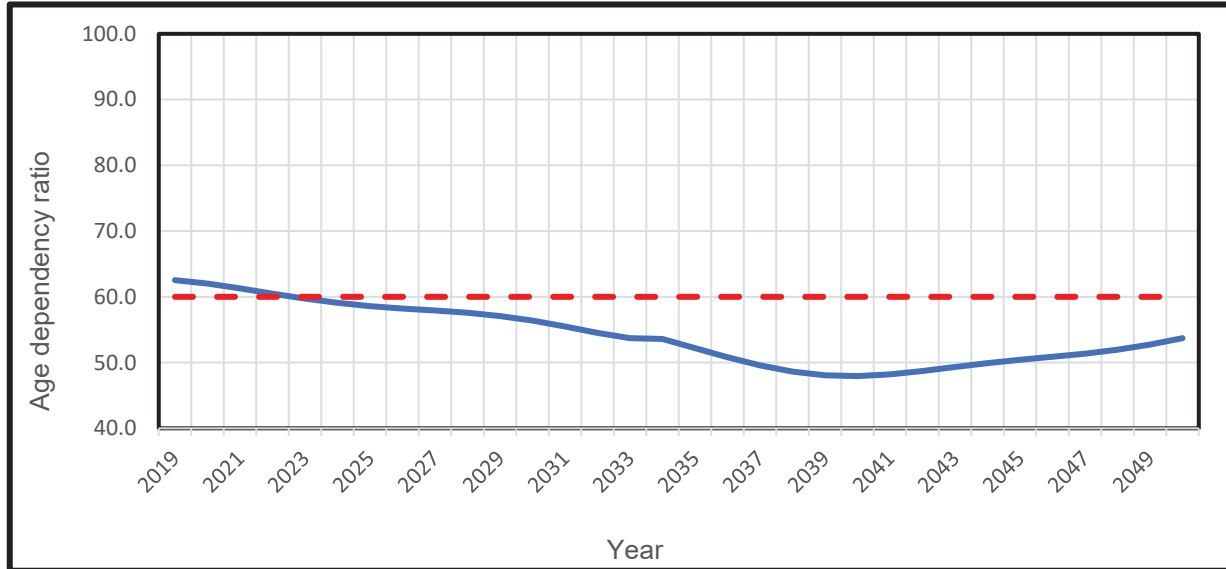


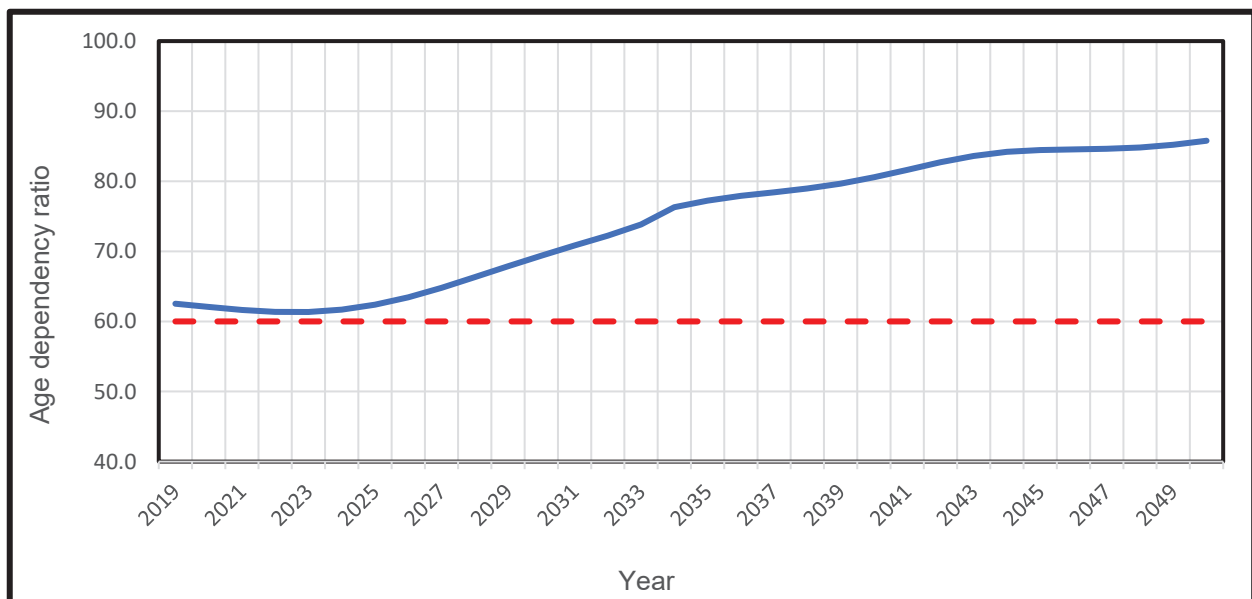
Figure 19 correspond to the ADR when fertility is assumed to experience a slow decline (from 2.51 to 1.98 children per woman from 2019 to 2050). According to this scenario, ADR remain almost constant, just over 60%, up to year 2040, and then experience an increase. Although very near, the window did not open according to this scenario. However, considering the proximity of ADR to the 60% limit, it is likely that under this scenario the country experiences a demographic dividend somewhat more limited than that to be experienced under the recommended scenario.

**Figure 20:** Age-dependency ratios under the assumption of a rapid future fertility trend, 2019 to 2050



The following figure (20) shows the case when fertility experience a very rapid decline: it fell from 2.51 children per woman in 2019 to 0.50 in 2050. The window opens in year 2023 and continue to be open beyond the year 2050. The ADR line cross the 60% limit around year 2058, which is when the window closes. This scenario results in the widest window of opportunity.

**Figure 21:** Age-dependency ratios under the assumption of a fertility level increase, 2019 to 2050



Finally, Figure 21 show the scenario according to which fertility exhibits an increasing trend. The ADR rises substantially moving rapidly away of the 60% limit and, therefore, the window of opportunity will not take place.

It is also important to examine the extent or magnitude of the demographic dividend. Theoretically, the further the ADR curve moves below the 60% limit, a greater impact of the dividend is expected (see Figure 20). However, this situation may result, in the future, in an extremely large old age population and a very small working age population. This structure does not seem favorable to social and economic development. A too rapid fertility decline may cause turbulence in demographic development, posing problems for planning. Actually, the magnitude of the demographic dividend in terms of the relationship between the young and the working age population has not received much attention in the literature.

Finally, it is important to remember that the demographic window is not a single and sufficient factor that ensures development success. Nor does a growth in the proportion of adults of working age lead directly and inevitably to development. Indeed, if economic and social conditions are not favorable and cannot absorb the expanding working age population and capitalize on it, the more population may become a heavy handicap for countries and lead to political and social upheavals and civil conflicts. Clearly, governmental policies should attend to ensuring the human, economic, and social benefits of the demographic dividend by setting appropriate economic conditions such as low unemployment, promotion of savings and trade, balanced public budget; and also, opportunities to gain and develop human capital such as improving the education system and providing vocational training 28.

### **3. URBAN-RURAL POPULATION**

There are several definitions of urbanization in demography. A simple one proposes that it is a process that consists in the fastest growth of the population in urban areas than in rural areas. This is usually the result of substantial migration from rural to urban places 29.

In the more developed countries this process was mainly the result of the expansion of non-agricultural employment in urban centers, in particular in the industrial and service sector. In the low-income and lower-middle-income countries this process is increasingly taking place, but it has been mainly the result of the rapid and substantial rural population growth and a consequent incapacity of the rural economy to occupationally absorb the expanding cohorts of working-age population. In some countries other factors have an important role such as the implementation agricultural labor-saving technologies and rural poverty. It is also important to mention that many low-income countries experienced a process of industrialization in their cities which, as in the developed economies, attracted a substantial amount of people from rural areas. However, the occupational absorption was limited and many economic and social problems have arisen. These issues are mainly related housing, transportation, energy systems and other infrastructure, as well as employment and basic services such as education and health care 30.

Understanding the key trends in urbanization likely to unfold over the coming years is essential to the implementation of the 2030 Agenda for Sustainable Development, including efforts to create

a new background of urban development. This chapter provides the projection of the urban and rural populations in Cambodia from 2019 to 2030. The projection provides the information by age and sex. This projection is the first step of a comprehensive social and economic planning directed to anticipate the size as well as age and sex composition of urban and rural populations. These factors affect greatly the need for schools and service for children; jobs, housing, medical facilities and so on for the working age population

### 3.1 The method

The method used for these projections is the United Nation technique [31](#) . It starts with the projection of the percentage of the urban population by sex. It is obtained by using a logistic function. This method provides not only the total population by sex but also the population by age groups. This technique is presented in Annex 1.

It is important to mention that the component method, based on the projection of mortality, fertility and migration (used in the national projections) was not utilized in this urban-rural projection. The main reason was the weakness of the information available to evaluate and project the future behavior of migration. Hence, it was considered more reliable to use a mathematical method such the one employed here.

It is also important to repeat that, in this case, the projection covers only the present decade (2019 to 2030). This is because the method is not adequate to cover a projection for a longer period. However, the most important reason is that projections of sub-national areas do not provide reliable results when used for projecting the population for a relatively long period of time. In general, a projection for a period longer than a decade may not provide reliable results. This is especially the case when sub-areas of a country are projected.

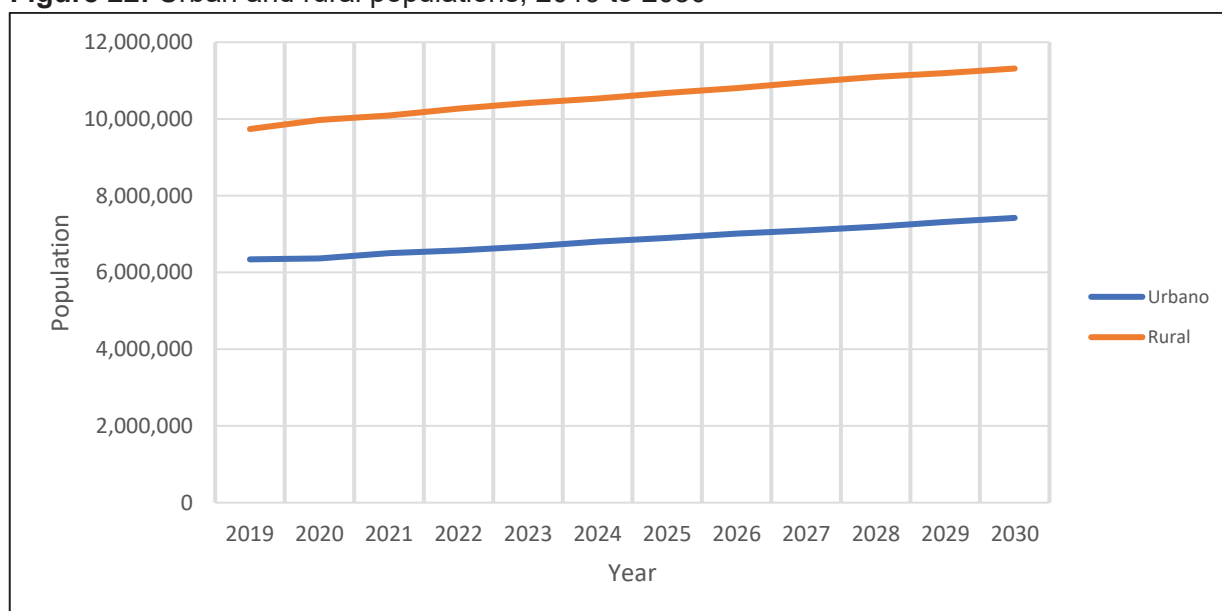
### 3.2. Results

Table 16 and Figure 22 shows the total, urban and rural populations (by sex) projected from years 2019 to 2030. Both populations will increase at approximately the same rate (1.4 per cent per year). At present, and during the entire projection period, the rural population was found larger than the urban population. Percentages are not expected to change during the present decade: about 40 percent of urban population and 60 per cent of rural population. This is very clear in Figure 22.

**Table 16:** Urban and rural population by sex, 2019 to 2030

Age group	Total			Urban			Rural		
	Total	Male	Female	Total	Male	Female	Total	Male	Female
2019	16,078,666	7,823,634	8,255,032	6,341,495	3,092,289	3,249,206	9,737,171	4,731,345	5,005,826
2020	16,338,087	7,959,992	8,378,095	6,395,259	3,144,383	3,250,876	9,942,828	4,815,609	5,127,219
2021	16,592,089	8,093,453	8,498,636	6,518,230	3,198,947	3,319,284	10,073,859	4,894,506	5,179,352
2022	16,843,333	8,225,325	8,618,008	6,600,206	3,252,301	3,347,905	10,243,127	4,973,024	5,270,103
2023	17,091,464	8,355,443	8,736,021	6,700,724	3,306,539	3,394,185	10,390,740	5,048,904	5,341,836
2024	17,336,307	8,483,754	8,852,553	6,816,335	3,358,344	3,457,991	10,519,972	5,125,410	5,394,562
2025	17,577,760	8,610,248	8,967,512	6,913,518	3,410,299	3,503,219	10,664,242	5,199,949	5,464,293
2026	17,816,143	8,735,112	9,081,031	7,017,412	3,461,661	3,555,750	10,798,731	5,273,451	5,525,281
2027	18,051,625	8,858,455	9,193,170	7,104,492	3,512,314	3,592,178	10,947,133	5,346,141	5,600,992
2028	18,283,710	8,980,062	9,303,648	7,198,089	3,562,457	3,635,632	11,085,621	5,417,605	5,668,016
2029	18,512,733	9,100,171	9,412,562	7,304,675	3,626,594	3,678,080	11,208,058	5,473,577	5,734,481
2030	18,735,977	9,216,942	9,519,035	7,401,966	3,680,173	3,721,793	11,334,011	5,536,769	5,797,242

**Figure 22:** Urban and rural populations, 2019 to 2030



The urban and rural population by sex and age groups are presented in Appendix D and by single ages in Appendix E. Note that this information is part of the tables corresponding to the projection by provinces, which include tables for the total urban and rural populations.

Table 17 shows selected indicators of age and sex composition. They are the same as those presented above in Tables 11 and 12. The differences observed between urban and rural areas regarding these indicators are the result of differences in the three components mortality, fertility and migration. In general, mortality, especially early-age mortality rates are higher in rural than in urban areas. Fertility rates are higher in rural than in urban areas and migration is usually in the direction of rural to urban areas <sup>32</sup>. This is not a place to explain these differences; sufficient is to mention them so as to understand the differences between the urban and rural age-sex composition.

**Table 17:** Indicators of age and sex structure and functional age groups according to urban and rural areas, year 2030

Indicators of age and sex structure and functional age groups	2019			2020			2021		
	Total	Urban	Rural	Total	Urban	Rural	Total	Urban	Rural
<b>Indicators of age and sex structure</b>									
Sex ratio	94.8	95.2	94.5	95.0	96.7	93.9	95.2	96.4	94.5
Age dependency ratio	60.7	50.2	68.5	60.2	46.5	70.4	59.5	46.3	69.3
Child	47.6	38.8	54.1	46.7	35.3	55.3	45.6	34.7	53.7
Aged	13.1	11.4	14.4	13.5	11.2	15.1	13.9	11.6	15.6
Ageing index	19.7	20.7	19.2	20.5	22.2	19.7	21.5	23.1	20.8
<b>Functional age groups (percentages)</b>									
Infants (0-1 yers)	1.9	1.8	2.0	2.0	1.8	2.1	1.9	1.7	2.0
Young children (1-4)	7.7	6.8	8.3	7.6	6.3	8.4	7.4	6.2	8.2
School age children (6-18 years)	25.5	22.7	27.3	25.3	22.0	27.4	25.1	22.2	27.1
Primary (6-12 years)	14.0	12.0	15.3	13.7	11.0	15.4	13.4	10.9	15.1
Secondary (13-18)	11.5	10.7	12.1	11.7	11.1	12.0	11.7	11.3	12.0
Working age population (15-60)	62.2	66.6	66.7	62.4	68.2	68.4	62.7	68.3	68.6
Reproductive age women (15-49)	52.4	57.9	49.6	52.5	58.7	49.3	52.6	58.8	49.6
<b>Total</b>	<b>16,078,666</b>	<b>6,341,495</b>	<b>9,737,171</b>	<b>16,338,087</b>	<b>6,395,259</b>	<b>9,942,828</b>	<b>16,592,089</b>	<b>6,518,230</b>	<b>10,073,859</b>
Indicators of age and sex structure and functional age groups	2022			2023			2024		
	Total	Urban	Rural	Total	Urban	Rural	Total	Urban	Rural
<b>Indicators of age and sex structure</b>									
Sex ratio	95.4	97.1	94.4	95.6	97.4	94.5	95.8	97.1	95.0
Age dependency ratio	58.7	46.0	68.2	58.1	45.6	67.3	57.6	45.2	66.9
Child	44.4	34.0	52.1	43.3	33.2	50.8	42.3	32.4	49.8
Aged	14.3	12.0	16.0	14.8	12.5	16.5	15.3	12.8	17.1
Ageing index	22.7	24.3	21.8	23.9	25.8	23.0	25.3	27.2	24.4
<b>Functional age groups (percentages)</b>									
Infants (0-1 yers)	1.8	1.7	1.9	1.8	1.6	1.9	2.0	1.8	2.1
Young children (1-4)	7.2	6.0	8.0	7.1	5.9	7.9	7.2	6.0	8.0
School age children (6-18 years)	24.9	22.1	26.7	24.5	21.7	26.3	23.8	21.1	25.5
Primary (6-12 years)	13.2	10.7	14.8	12.9	10.4	14.5	12.3	9.9	13.8
Secondary (13-18)	11.7	11.4	11.9	11.6	11.3	11.8	11.5	11.2	11.7
Working age population (15-60)	63.0	68.5	68.9	63.3	68.7	69.1	63.4	68.9	69.3
Reproductive age women (15-49)	52.8	58.9	49.9	53.1	59.0	50.2	53.3	59.3	50.4
<b>Total</b>	<b>16,843,333</b>	<b>6,600,206</b>	<b>10,243,127</b>	<b>17,091,464</b>	<b>6,700,724</b>	<b>10,390,740</b>	<b>17,336,307</b>	<b>6,816,335</b>	<b>10,519,972</b>

**Table 17 Cont**

Indicators of age and sex structure and functional age groups	2025			2026			2027		
	Total	Urban	Rural	Total	Urban	Rural	Total	Urban	Rural
<b>Indicators of age and sex structure</b>									
Sex ratio	96.0	97.3	95.2	96.2	97.4	95.4	96.4	97.8	95.4
Age dependency ratio	57.4	45.0	66.6	57.3	44.9	66.6	57.4	45.0	66.5
Child	41.6	31.8	48.9	41.0	31.3	48.2	40.5	30.9	47.6
Aged	15.8	13.2	17.7	16.3	13.7	18.3	16.9	14.1	18.9
Ageing index	26.9	28.9	25.9	28.5	30.6	27.5	30.2	32.4	29.1
<b>Functional age groups (percentages)</b>									
Infants (0-1 yers)	1.9	1.7	2.0	1.8	1.6	1.9	1.7	1.5	1.8
Young children (1-4)	7.1	5.9	7.8	6.9	5.8	7.7	6.8	5.6	7.5
School age children (6-18 years)	23.4	20.7	25.2	23.0	20.3	24.8	22.6	19.9	24.4
Primary (6-12 years)	12.2	9.8	13.7	12.1	9.7	13.6	12.0	9.7	13.5
Secondary (13-18)	11.2	10.9	11.4	10.9	10.5	11.2	10.6	10.2	10.8
Working age population (15-60)	63.5	69.0	69.4	63.6	69.0	69.5	63.5	68.9	69.5
Reproductive age women (15-49)	53.5	59.5	50.6	53.6	59.7	50.8	53.7	59.8	50.9
Total	17,577,760	6,913,518	10,664,242	17,816,143	7,017,412	10,798,731	18,051,625	7,104,492	10,947,133
Indicators of age and sex structure and functional age groups	2028			2029			2030		
	Total	Urban	Rural	Total	Urban	Rural	Total	Urban	Rural
<b>Indicators of age and sex structure</b>									
Sex ratio	96.5	98.0	95.6	96.7	98.6	95.5	96.8	98.9	95.5
Age dependency ratio	57.4	45.1	66.6	57.4	45.4	66.3	57.2	45.3	66.1
Child	40.0	30.5	47.0	39.4	30.0	46.3	38.6	29.4	45.4
Aged	17.4	14.6	19.6	18.0	15.4	20.0	18.6	15.9	20.7
Ageing index	32.0	34.3	30.8	33.9	37.4	32.2	35.9	39.7	34.1
<b>Functional age groups (percentages)</b>									
Infants (0-1 yers)	1.6	1.4	1.7	1.5	1.3	1.6	1.5	1.3	1.6
Young children (1-4)	6.6	5.5	7.4	6.6	5.5	7.3	6.4	5.3	7.1
School age children (6-18 years)	22.2	19.5	23.9	21.7	19.0	23.5	21.4	18.7	23.2
Primary (6-12 years)	12.0	9.7	13.5	11.9	9.6	13.5	11.7	9.4	13.2
Secondary (13-18)	10.2	9.8	10.5	9.8	9.4	10.0	9.7	9.3	10.0
Working age population (15-60)	63.5	68.9	69.6	63.5	68.8	69.3	63.6	68.8	69.4
Reproductive age women (15-49)	53.7	59.8	50.9	53.6	59.6	50.9	53.5	59.4	50.7
Total	18,283,710	7,198,089	11,085,621	18,512,733	7,304,675	11,208,058	18,735,977	7,401,966	11,334,011

For the purpose of this projection, it does not seem to be necessary to describe and explain the trend of each of the indicator presented in Table 17. What it is important is to conclude that they suggest that fertility decline, mortality improvements and population movements will affect both urban and rural areas during the present decade. However, differences will remain or, in other words, there will be not convergence of the age-sex composition or urban and rural areas. For example, in 2019 the age-dependency ratio was 51.6 percent in urban areas and 70.5 percent in rural areas. In 2030 is expected to be 45.9 and 69.4 percent, respectively. The age-dependency ratio has declined in both urban and rural areas but a substantial difference remains

(causes by differences in age composition). As a second example consider the percentage of small children (1 to 4 years).

These differences need to be considered in policy making and planning. It is clear that rural areas require greater investment in education, health and social services. The tendency in most countries is and has been give more attention urban areas. The demographics of these areas indicate, on the contrary, that rural areas should receive more attention.

## 4. POPULATION BY PROVINCES

Cambodia is administratively divided into 24 provinces and a metropolitan area corresponding to Phnom Penh, the capital-city. The projection of the population by age and sex for each of this sub-division was conducted. This exercise is considered of crucial importance.

Why desegregated projections by local areas are relevant?

A key concept to response this question is that of Regional Planning. It is the planning directed to the design of plans and programs that consider the specific characteristics of sub-areas. It should match national with local development and, what is more important, it should generate national development through the progress in the local areas. The size, structure and dynamic of the population in different local areas are vital inputs to regional planning activities [33](#).

### 4.1 The Method

It is well known that population projections in local areas are less reliable and certain than those prepared for national projections. This is primarily the consequence of the problems related to projecting internal migration. This is usually the most important component of population changes among local areas. Hence, a major problem in population projections among subareas is the projection of internal migration.

For this reason, sometime is better to use mathematical or ratio models to project the population in local areas. Consequently, a method based on a contingency table adjustment was utilize for this projection. This table utilize “two-way raking” or iterative proportional fitting.

The contingency table is designed to adjust local populations by age to the total population also by age. The sum of the input totals for the subpopulations does not have to match the input country total. This table proportionally adjusts the subpopulation totals to add to the country total as well as to adjusted totals by subarea. Although originally designed to adjust populations by age, the workbook is also used for projections. The provincial population (by age groups) for year  $n$  is adjusted to add the total population (by age groups) of year  $n+1$ . The adjusted provincial population is then the projected population. For example, to project the population of year 2028 by provinces, the 2027 population by provinces is adjusted by the table to add the total population of year 2028. The adjusted provincial populations are the projected populations for 2028. The



population can be projected by age groups but separate projection should be done by males and females.

The Excel program CTBL32, included in the set of demographic programs PAS xxx, utilize the iterative proportional fitting method and it was used to prepare these projections.

## 4.2. Results

Table 18 shows the population by sex projected by provinces. The projection of the provincial population by sex and age groups is presented in Appendix D and by sex and single ages is shown in Appendix E. It is relevant to mention that the single-age population was estimated using the Beers multipliers [34](#). This is a set of formulas that disaggregate the age group population into the population by single ages. The formulas attempt to maintain the age structure of the population by age groups. In other words, they produce a single age population distribution consistent with the structure of the population by age groups. The method is presented in Annex 2.

**Table 18: Population projections by sex and provinces, 2019 to 2030.**

Province	2019				2020		
	Total	Male	Female		Total	Male	Female
1. Banteay Menchey	891,058	442,176	448,882		905,435	449,883	455,552
Urban	329,746	164,505	165,241		331,121	167,220	163,901
Rural	561,312	277,671	283,641		574,314	282,662	291,652
2. Battambang	1,030,924	506,733	524,191		1,047,557	515,565	531,993
Urban	214,979	104,845	110,135		215,817	106,575	109,242
Rural	815,945	401,888	414,056		831,741	408,990	422,751
3. Kampong Cham	930,250	445,671	484,579		945,259	453,438	491,821
Urban	138,109	66,401	71,708		138,623	67,497	71,127
Rural	792,141	379,270	412,871		806,635	385,942	420,694
4. Kampong Chhnang	544,867	260,571	284,296		553,658	265,113	288,546
Urban	127,416	61,319	66,097		127,892	62,332	65,561
Rural	417,451	199,252	218,199		425,766	202,781	222,985
5. Kampong Speu	907,228	439,239	467,989		921,866	446,894	474,972
Urban	536,597	258,343	278,254		538,604	262,607	275,998
Rural	370,631	180,896	189,735		383,261	184,287	198,974
6. Kampong Thom	704,620	341,596	363,024		715,989	347,550	368,439
Urban	74,471	35,980	38,490		74,753	36,574	38,178
Rural	630,149	305,616	324,534		641,236	310,975	330,261
7. Kampot	613,931	297,154	316,777		623,836	302,333	321,503
Urban	63,660	30,901	32,759		63,905	31,412	32,493
Rural	550,270	266,252	284,018		559,931	270,921	289,010
8. Kandal	1,242,255	600,903	641,353		1,262,299	611,376	650,923
Urban	807,139	390,081	417,059		810,195	396,519	413,676
Rural	435,116	210,822	224,294		452,103	214,856	237,247
9. Koh Kong	130,164	65,554	64,610		132,264	66,696	65,568
Urban	60,417	30,121	30,297		60,669	30,618	30,051
Rural	69,746	35,433	34,313		71,595	36,079	35,517
10. Kratie	387,441	192,865	194,576		393,692	196,227	197,465
Urban	43,103	21,103	22,000		43,273	21,451	21,821
Rural	344,338	171,762	172,576		350,419	174,775	175,644
11. Mondul Kiri	95,334	48,813	46,521		96,873	49,664	47,209
Urban	34,834	17,780	17,054		34,989	18,073	16,916
Rural	60,500	31,033	29,467		61,883	31,590	30,293
12. Phnom Penh	2,359,197	1,142,442	1,216,755		2,397,261	1,162,353	1,234,908
Urban	2,359,197	1,142,442	1,216,755		2,397,261	1,162,353	1,234,908
Rural	0	0	0		0	0	0
13. Preah Vihear	263,453	132,707	130,746		267,704	135,020	132,684
Urban	28,060	14,760	13,301		28,196	15,003	13,193
Rural	235,393	117,947	117,445		239,508	120,017	119,491
14. Prey Veng	1,093,525	515,295	578,229		1,111,168	524,276	586,892
Urban	64,659	31,325	33,334		64,905	31,842	33,063
Rural	1,028,866	483,970	544,896		1,046,263	492,434	553,828

**Table 18 Cont**

15. Pursat	434,168	210,962	223,206		441,173	214,638	226,534
Urban	76,129	36,427	39,702		76,408	37,028	39,380
Rural	358,039	174,535	183,504		364,765	177,611	187,154
16. Ratnak Kiri	224,814	113,635	111,179		228,441	115,616	112,825
Urban	33,472	17,134	16,338		33,622	17,417	16,205
Rural	191,342	96,501	94,841		194,819	98,199	96,620
17. Siem Reap	1,048,567	513,992	534,574		1,065,485	522,951	542,534
Urban	326,780	161,803	164,977		328,113	164,474	163,639
Rural	721,786	352,189	369,597		737,372	358,477	378,895
18. Preah Sihanouk	320,568	166,831	153,737		325,740	169,739	156,001
Urban	256,380	133,815	122,565		257,595	136,024	121,571
Rural	64,188	33,016	31,172		68,146	33,715	34,431
19. Stung Treng	171,323	87,200	84,122		174,087	88,720	85,366
Urban	49,192	25,041	24,152		49,410	25,454	23,956
Rural	122,130	62,160	59,970		124,677	63,266	61,411
20. Svay Rieng	543,286	257,881	285,405		552,051	262,375	289,676
Urban	162,272	78,563	83,708		162,890	79,860	83,029
Rural	381,014	179,317	201,697		389,162	182,515	206,646
21. Takeo	931,411	445,607	485,803		946,439	453,374	493,065
Urban	296,141	141,039	155,102		297,211	143,367	153,844
Rural	635,270	304,569	330,701		649,227	310,007	339,220
22. Otdar Meanchey	285,382	144,013	141,369		289,987	146,523	143,464
Urban	94,355	47,208	47,146		94,752	47,988	46,764
Rural	191,027	96,804	94,223		195,235	98,535	96,700
23. Kep	44,109	21,764	22,345		44,821	22,144	22,677
Urban	35,138	17,343	17,794		35,280	17,629	17,650
Rural	8,972	4,421	4,550		9,541	4,514	5,027
24. Pailin	77,655	39,367	38,288		78,908	40,053	38,854
Urban	59,026	30,013	29,013		59,286	30,509	28,777
Rural	18,629	9,354	9,275		19,622	9,545	10,077
25. Tboung Khmum	803,138	390,663	412,475		816,096	397,472	418,624
Urban	70,222	33,997	36,225		70,489	34,558	35,931
Rural	732,916	356,666	376,250		745,606	362,914	382,693
Total	16,078,666	7,823,634	8,255,032		16,338,087	7,959,992	8,378,095
Urban	6,341,495	3,092,289	3,249,206		6,395,259	3,144,383	3,250,876
Rural	9,737,171	4,731,345	5,005,826		9,942,828	4,815,609	5,127,219

**Table 18 Cont**

Province	2021				2022		
	Total	Male	Female		Total	Male	Female
1. Banteay Menchey	919,512	457,426	462,086		933,435	464,879	468,556
Urban	338,196	170,180	168,017		341,975	173,063	168,912
Rural	581,315	287,246	294,069		591,460	291,816	299,644
2. Battambang	1,063,843	524,209	539,635		1,079,953	532,750	547,202
Urban	220,446	108,461	111,985		222,880	110,299	112,582
Rural	843,397	415,748	427,650		857,072	422,451	434,621
3. Kampong Cham	959,954	461,041	498,914		974,490	468,553	505,938
Urban	141,604	68,691	72,913		143,156	69,855	73,302
Rural	818,350	392,350	426,001		831,334	398,698	432,636
4. Kampong Chhnang	562,266	269,558	292,708		570,780	273,950	296,830
Urban	130,642	63,435	67,207		131,997	64,431	67,565
Rural	431,624	206,123	225,501		438,783	209,518	229,265
5. Kampong Speu	936,197	454,387	481,811		950,374	461,790	488,583
Urban	550,183	267,254	282,929		556,219	271,782	284,437
Rural	386,015	187,133	198,882		394,155	190,009	204,146
6. Kampong Thom	727,120	353,377	373,743		738,130	359,135	378,996
Urban	76,359	37,222	39,137		77,198	37,852	39,346
Rural	650,761	316,155	334,606		660,932	321,282	339,650
7. Kampot	633,535	307,402	326,133		643,128	312,410	330,717
Urban	65,277	31,967	33,309		65,996	32,509	33,487
Rural	568,258	275,434	292,824		577,132	279,901	297,231
8. Kandal	1,281,923	621,626	660,297		1,301,335	631,755	669,580
Urban	827,601	403,536	424,065		836,698	410,373	426,325
Rural	454,322	218,090	236,232		464,636	221,382	243,255
9. Koh Kong	134,320	67,815	66,506		136,354	68,920	67,435
Urban	61,965	31,160	30,806		62,657	31,687	30,970
Rural	72,355	36,655	35,700		73,697	37,232	36,465
10. Kratie	399,812	199,517	200,296		405,867	202,768	203,099
Urban	44,200	21,831	22,369		44,689	22,201	22,489
Rural	355,612	177,686	177,926		361,177	180,567	180,610
11. Mondul Kiri	98,379	50,496	47,882		99,868	51,319	48,549
Urban	35,734	18,393	17,341		36,138	18,705	17,433
Rural	62,645	32,103	30,542		63,730	32,614	31,116
12. Phnom Penh	2,434,531	1,181,842	1,252,689		2,471,395	1,201,098	1,270,297
Urban	2,434,531	1,181,842	1,252,689		2,471,395	1,201,098	1,270,297
Rural	0	0	0		0	0	0
13. Preah Vihear	271,866	137,284	134,582		275,982	139,521	136,462
Urban	28,793	15,269	13,524		29,124	15,528	13,596
Rural	243,073	122,015	121,058		246,859	123,993	122,866
14. Prey Veng	1,128,443	533,067	595,376		1,145,530	541,752	603,778
Urban	66,299	32,405	33,894		67,029	32,955	34,074
Rural	1,062,144	500,661	561,483		1,078,501	508,798	569,704

**Table 18 Cont**

15. Pursat	448,032	218,237	229,794		454,816	221,793	233,023
Urban	78,052	37,683	40,369		78,906	38,322	40,584
Rural	369,979	180,554	189,425		375,910	183,471	192,438
16. Ratnak Kiri	231,993	117,554	114,438		235,506	119,470	116,036
Urban	34,337	17,725	16,612		34,726	18,026	16,701
Rural	197,655	99,829	97,826		200,779	101,444	99,335
17. Siem Reap	1,082,049	531,719	550,331		1,098,434	540,382	558,052
Urban	335,133	167,384	167,749		338,863	170,220	168,643
Rural	746,916	364,335	382,582		759,571	370,162	389,409
18. Preah Sihanouk	330,805	172,585	158,220		335,814	175,397	160,417
Urban	263,055	138,431	124,624		266,065	140,777	125,288
Rural	67,750	34,154	33,596		69,749	34,620	35,129
19. Stung Treng	176,793	90,208	86,585		179,470	91,678	87,793
Urban	50,462	25,904	24,557		51,031	26,343	24,688
Rural	126,331	64,304	62,028		128,439	65,334	63,104
20. Svay Rieng	560,634	266,774	293,859		569,123	271,121	298,002
Urban	166,388	81,273	85,114		168,218	82,650	85,568
Rural	394,246	185,501	208,745		400,905	188,471	212,434
21. Takeo	961,152	460,975	500,177		975,707	468,486	507,220
Urban	303,612	145,904	157,708		306,924	148,376	158,548
Rural	657,541	315,072	342,469		668,782	320,111	348,672
22. Otdar Meanchey	294,495	148,980	145,515		298,954	151,407	147,547
Urban	96,775	48,837	47,938		97,858	49,664	48,194
Rural	197,720	100,143	97,577		201,096	101,743	99,353
23. Kep	45,518	22,515	23,003		46,207	22,882	23,325
Urban	36,035	17,941	18,093		36,435	18,245	18,190
Rural	9,483	4,574	4,909		9,772	4,637	5,135
24. Pailin	80,134	40,725	39,410		81,348	41,388	39,959
Urban	60,548	31,048	29,500		61,232	31,574	29,657
Rural	19,586	9,676	9,910		20,116	9,814	10,302
25 Tboung Khmum	828,783	404,136	424,647		841,333	410,721	430,612
Urban	72,003	35,170	36,833		72,796	35,766	37,030
Rural	756,780	368,966	387,814		768,538	374,955	393,582
Total	16,592,089	8,093,453	8,498,636		16,843,333	8,225,325	8,618,008
Urban	6,518,230	3,198,947	3,319,284		6,600,206	3,252,301	3,347,905
Rural	10,073,859	4,894,506	5,179,352		10,243,127	4,973,024	5,270,103

**Table 18 Cont**

Province	2023				2024		
	Total	Male	Female		Total	Male	Female
1. Banteay Menchey	947,186	472,233	474,954		960,755	479,485	481,271
Urban	347,201	175,941	171,260		353,873	178,824	175,050
Rural	599,986	296,292	303,694		606,882	300,661	306,221
2. Battambang	1,095,862	541,178	554,684		1,111,561	549,488	562,072
Urban	226,279	112,133	114,146		230,643	113,970	116,672
Rural	869,583	429,045	440,538		880,918	435,518	445,400
3. Kampong Cham	988,846	475,965	512,881		1,003,012	483,274	519,738
Urban	145,337	71,016	74,320		148,145	72,180	75,965
Rural	843,509	404,948	438,561		854,867	411,094	443,773
4. Kampong Chhnang	579,189	278,284	300,905		587,486	282,557	304,929
Urban	134,087	65,582	68,504		136,677	66,657	70,020
Rural	445,102	212,701	232,401		450,809	215,900	234,908
5. Kampong Speu	964,374	469,096	495,279		978,189	476,299	501,890
Urban	564,691	276,302	288,389		575,601	280,829	294,772
Rural	399,683	192,794	206,889		402,589	195,470	207,118
6. Kampong Thom	749,004	364,816	384,188		759,734	370,418	389,316
Urban	78,374	38,482	39,892		79,887	39,112	40,775
Rural	670,630	326,334	344,296		679,847	331,306	348,541
7. Kampot	652,602	317,353	335,250		661,951	322,226	339,725
Urban	67,002	33,050	33,952		68,295	33,591	34,703
Rural	585,600	284,303	301,298		593,656	288,635	305,022
8. Kandal	1,320,505	641,749	678,757		1,339,422	651,604	687,818
Urban	849,447	417,198	432,249		865,849	424,034	441,815
Rural	471,058	224,551	246,507		473,573	227,570	246,003
9. Koh Kong	138,363	70,010	68,353		140,345	71,085	69,260
Urban	63,615	32,214	31,400		64,838	32,742	32,095
Rural	74,748	37,795	36,953		75,507	38,343	37,165
10. Kratie	411,846	205,975	205,871		417,746	209,138	208,607
Urban	45,371	22,570	22,801		46,246	22,940	23,306
Rural	366,475	183,405	183,069		371,500	186,198	185,302
11. Mondul Kiri	101,340	52,131	49,209		102,791	52,932	49,860
Urban	36,691	19,016	17,675		37,339	19,272	18,066
Rural	64,648	33,115	31,533		65,452	33,659	31,793
12. Phnom Penh	2,507,803	1,220,099	1,287,705		2,543,729	1,238,835	1,304,893
Urban	2,507,803	1,220,099	1,287,705		2,543,729	1,238,835	1,304,893
Rural	0	0	0		0	0	0
13. Preah Vihear	280,048	141,728	138,320		284,060	143,904	140,156
Urban	29,571	15,786	13,785		30,135	16,044	14,090
Rural	250,477	125,942	124,535		253,925	127,860	126,065
14. Prey Veng	1,162,406	550,322	612,084		1,179,058	558,773	620,285
Urban	69,096	34,548	34,548		69,364	34,052	35,312
Rural	1,093,310	515,774	577,536		1,109,694	524,722	584,972

**Table 18 Cont**

15. Pursat	461,516	225,302	236,214		468,127	228,762	239,366
Urban	80,107	38,959	41,148		81,656	39,597	42,059
Rural	381,409	186,343	195,066		386,471	189,164	197,307
16. Ratnak Kiri	238,975	121,360	117,615		242,398	123,223	119,175
Urban	35,258	18,326	16,933		35,933	18,626	17,307
Rural	203,717	103,034	100,683		206,465	104,597	101,868
17. Siem Reap	1,114,616	548,931	565,685		1,130,583	557,361	573,223
Urban	344,037	173,051	170,986		350,657	175,886	174,770
Rural	770,579	375,880	394,699		779,927	381,474	398,453
18. Preah Sihanouk	340,761	178,172	162,589		345,642	180,908	164,735
Urban	270,147	143,118	127,029		275,303	145,463	129,840
Rural	70,614	35,054	35,560		70,339	35,445	34,894
19. Stung Treng	182,114	93,128	88,986		184,723	94,558	90,165
Urban	51,813	26,781	25,031		52,805	27,220	25,585
Rural	130,302	66,347	63,955		131,918	67,338	64,580
20. Svay Rieng	577,507	275,410	302,097		585,780	279,639	306,141
Urban	170,782	84,025	86,757		174,079	85,402	88,677
Rural	406,725	191,385	215,340		411,701	194,238	217,464
21. Takeo	990,080	475,898	514,183		1,004,264	483,206	521,058
Urban	311,595	150,843	160,752		317,624	153,315	164,309
Rural	678,485	325,054	353,431		686,640	329,891	356,749
22. Otdar Meanchey	303,358	153,802	149,556		307,704	156,164	151,540
Urban	99,354	50,490	48,863		101,262	51,318	49,945
Rural	204,005	103,312	100,693		206,442	104,846	101,595
23. Kep	46,888	23,244	23,644		47,559	23,601	23,959
Urban	36,991	18,549	18,443		37,703	18,853	18,851
Rural	9,896	4,695	5,201		9,856	4,748	5,108
24. Pailin	82,546	42,043	40,503		83,729	42,689	41,040
Urban	62,169	32,100	30,069		63,360	32,626	30,735
Rural	20,377	9,943	10,434		20,368	10,063	10,305
25 Tboung Khmum	853,727	417,218	436,509		865,958	423,625	442,332
Urban	73,905	36,361	37,544		75,332	36,956	38,375
Rural	779,823	380,858	398,965		790,626	386,669	403,957
Total	17,091,464	8,355,443	8,736,021		17,336,307	8,483,754	8,852,553
Urban	6,700,724	3,306,539	3,394,185		6,816,335	3,358,344	3,457,991
Rural	10,390,740	5,048,904	5,341,836		10,519,972	5,125,410	5,394,562

**Table 18 Cont**

Province	2025				2026		
	Total	Male	Female		Total	Male	Female
1. Banteay Menchey	974,136	486,634	487,502		987,347	493,691	493,656
Urban	358,992	181,644	177,348		364,697	184,439	180,258
Rural	615,144	304,990	310,154		622,650	309,252	313,398
2. Battambang	1,127,042	557,681	569,361		1,142,327	565,769	576,558
Urban	233,972	115,768	118,204		237,693	117,549	120,144
Rural	893,070	441,914	451,156		904,634	448,220	456,414
3. Kampong Cham	1,016,981	490,480	526,502		1,030,773	497,593	533,181
Urban	150,281	73,318	76,963		152,672	74,447	78,225
Rural	866,700	417,161	449,539		878,102	423,146	454,956
4. Kampong Chhnang	595,668	286,770	308,898		603,746	290,929	312,818
Urban	138,648	67,708	70,940		140,853	68,750	72,104
Rural	457,020	219,062	237,958		462,893	222,179	240,714
5. Kampong Speu	991,813	483,401	508,412		1,005,264	490,411	514,853
Urban	583,900	285,258	298,642		593,189	289,648	303,542
Rural	407,913	198,143	209,770		412,075	200,764	211,311
6. Kampong Thom	770,315	375,941	394,374		780,762	381,393	399,369
Urban	81,040	39,729	41,311		82,329	40,340	41,988
Rural	689,275	336,212	353,063		698,433	341,053	357,381
7. Kampot	671,170	327,030	344,140		680,273	331,773	348,500
Urban	69,280	34,121	35,159		70,382	34,646	35,736
Rural	601,890	292,910	308,981		609,891	297,127	312,764
8. Kandal	1,358,077	661,319	696,758		1,376,495	670,910	705,585
Urban	878,338	430,721	447,617		892,309	437,349	454,960
Rural	479,739	230,598	249,141		484,186	233,560	250,625
9. Koh Kong	142,300	72,145	70,155		144,230	73,191	71,039
Urban	65,775	33,259	32,517		66,821	33,770	33,050
Rural	76,524	38,886	37,638		77,409	39,421	37,988
10. Kratie	423,564	212,257	211,307		429,308	215,335	213,973
Urban	46,913	23,302	23,612		47,659	23,660	23,999
Rural	376,650	188,955	187,695		381,649	191,674	189,974
11. Mondul Kiri	104,223	53,721	50,502		105,636	54,500	51,137
Urban	37,936	19,632	18,304		38,538	19,935	18,604
Rural	66,287	34,088	32,198		67,098	34,565	32,533
12. Phnom Penh	2,579,157	1,257,306	1,321,850		2,614,134	1,275,540	1,338,595
Urban	2,579,157	1,257,306	1,321,850		2,614,134	1,275,540	1,338,595
Rural	0	0	0		0	0	0
13. Preah Vihear	288,016	146,050	141,966		291,922	148,168	143,754
Urban	30,573	16,297	14,275		31,058	16,548	14,509
Rural	257,444	129,752	127,691		260,865	131,620	129,245
14. Prey Veng	1,195,479	567,105	628,375		1,211,692	575,329	636,363
Urban	70,365	34,589	35,776		71,484	35,121	36,363
Rural	1,125,115	532,516	592,598		1,140,208	540,208	600,000



**Table 18 Cont**

15. Pursat	474,647	232,172	242,475		481,084	235,539	245,545
Urban	82,833	40,222	42,611		84,151	40,841	43,310
Rural	391,814	191,951	199,864		396,933	194,699	202,235
16. Ratnak Kiri	245,774	125,061	120,714		249,108	126,874	122,233
Urban	36,454	18,920	17,535		37,033	19,211	17,822
Rural	209,320	106,141	103,179		212,075	107,663	104,411
17. Siem Reap	1,146,330	565,671	580,659		1,161,876	573,874	588,002
Urban	355,726	178,660	177,065		361,380	181,410	179,970
Rural	790,604	387,010	403,594		800,496	392,465	408,032
18. Preah Sihanouk	350,456	183,605	166,851		355,209	186,268	168,941
Urban	279,302	147,757	131,545		283,734	150,031	133,703
Rural	71,154	35,848	35,306		71,475	36,237	35,238
19. Stung Treng	187,296	95,968	91,328		189,836	97,360	92,476
Urban	53,571	27,649	25,921		54,421	28,075	26,347
Rural	133,725	68,318	65,407		135,414	69,285	66,130
20. Svay Rieng	593,939	283,809	310,130		601,993	287,925	314,069
Urban	176,590	86,749	89,842		179,399	88,083	91,315
Rural	417,349	197,060	220,288		422,595	199,841	222,753
21. Takeo	1,018,251	490,410	527,840		1,032,060	497,522	534,538
Urban	322,200	155,733	166,467		327,327	158,129	169,198
Rural	696,051	334,677	361,374		704,733	339,393	365,340
22. Otdar Meanchey	311,990	158,492	153,497		316,221	160,791	155,430
Urban	102,728	52,127	50,601		104,360	52,929	51,431
Rural	209,262	106,366	102,897		211,861	107,862	103,999
23. Kep	48,222	23,953	24,269		48,876	24,300	24,576
Urban	38,248	19,150	19,098		38,856	19,445	19,412
Rural	9,973	4,803	5,171		10,019	4,855	5,164
24. Pailin	84,895	43,325	41,570		86,046	43,953	42,093
Urban	64,278	33,140	31,138		65,299	33,650	31,649
Rural	20,616	10,185	10,431		20,747	10,303	10,443
25 Tboung Khmum	878,018	429,942	448,076		889,926	436,177	453,749
Urban	76,418	37,539	38,879		77,634	37,925	39,336
Rural	801,600	392,403	409,197		812,292	398,060	414,232
Total	17,577,760	8,610,248	8,967,512		17,816,143	8,735,112	9,081,031
Urban	6,913,518	3,410,299	3,503,219		7,017,412	3,461,661	3,555,750
Rural	10,664,242	5,199,949	5,464,293		10,798,731	5,273,451	5,525,281

**Table 18 Cont**

Province	2027				2028		
	Total	Male	Female		Total	Male	Female
1. Banteay Menchey	1,000,397	500,662	499,735		1,013,259	507,535	505,724
Urban	369,078	187,203	181,875		374,008	189,925	184,083
Rural	631,319	313,459	317,861		639,251	317,610	321,642
2. Battambang	1,157,425	573,758	583,668		1,172,306	581,634	590,672
Urban	240,532	119,311	121,221		243,739	121,046	122,693
Rural	916,893	454,447	462,446		928,567	460,588	467,979
3. Kampong Cham	1,044,397	504,619	539,779		1,057,825	511,546	546,279
Urban	154,489	75,562	78,927		156,546	76,661	79,885
Rural	889,908	429,056	460,852		901,279	434,885	466,394
4. Kampong Chhnang	611,726	295,037	316,689		619,591	299,087	320,504
Urban	142,531	69,780	72,750		144,428	70,795	73,633
Rural	469,196	225,256	243,939		475,163	228,292	246,871
5. Kampong Speu	1,018,551	497,336	521,215		1,031,646	504,163	527,483
Urban	600,253	293,989	306,264		608,246	298,263	309,982
Rural	418,298	203,347	214,950		423,400	205,900	217,500
6. Kampong Thom	791,082	386,778	404,303		801,252	392,088	409,164
Urban	83,310	40,945	42,365		84,420	41,540	42,879
Rural	707,772	345,833	361,938		716,833	350,548	366,285
7. Kampot	689,264	336,458	352,806		698,126	341,077	357,049
Urban	71,222	35,165	36,056		72,171	35,677	36,494
Rural	618,042	301,293	316,750		625,955	305,400	320,555
8. Kandal	1,394,688	680,383	714,305		1,412,620	689,723	722,896
Urban	902,945	443,904	459,041		914,972	450,358	464,614
Rural	491,744	236,479	255,265		497,648	239,365	258,283
9. Koh Kong	146,136	74,225	71,911		148,015	75,243	72,771
Urban	67,623	34,277	33,347		68,526	34,775	33,751
Rural	78,513	39,948	38,565		79,488	40,468	39,020
10. Kratie	434,982	218,375	216,607		440,575	221,373	219,202
Urban	48,229	24,015	24,214		48,872	24,364	24,508
Rural	386,753	194,360	192,393		391,702	197,009	194,693
11. Mondul Kiri	107,033	55,269	51,763		108,409	56,028	52,381
Urban	39,004	20,233	18,771		39,526	20,527	18,999
Rural	68,029	35,036	32,992		68,883	35,501	33,382
12. Phnom Penh	2,648,686	1,293,551	1,355,135		2,682,739	1,311,308	1,371,431
Urban	2,648,686	1,293,551	1,355,135		2,682,739	1,311,308	1,371,431
Rural	0	0	0		0	0	0
13. Preah Vihear	295,781	150,260	145,521		299,583	152,323	147,261
Urban	31,436	16,796	14,640		31,858	17,040	14,817
Rural	264,345	133,464	130,881		267,726	135,282	132,443
14. Prey Veng	1,227,707	583,453	644,255		1,243,492	591,462	652,029
Urban	72,336	35,647	36,689		73,300	36,165	37,135
Rural	1,155,371	547,806	607,565		1,170,192	555,297	614,895

**Table 18 Cont**

15. Pursat	487,443	238,865	248,578		493,710	242,144	251,566
Urban	85,152	41,453	43,699		86,285	42,056	44,229
Rural	402,291	197,412	204,879		407,425	200,089	207,336
16. Ratnak Kiri	252,400	128,666	123,734		255,645	130,432	125,213
Urban	37,358	19,376	17,982		37,983	19,782	18,200
Rural	215,042	109,290	105,752		217,663	110,650	107,013
17. Siem Reap	1,177,233	581,977	595,255		1,192,368	589,967	602,401
Urban	365,713	184,128	181,584		370,594	186,806	183,789
Rural	811,520	397,849	413,671		821,774	403,161	418,613
18. Preah Sihanouk	359,904	188,898	171,006		364,531	191,491	173,040
Urban	287,182	152,279	134,902		291,034	154,493	136,540
Rural	72,722	36,619	36,104		73,498	36,998	36,500
19. Stung Treng	192,345	98,734	93,611		194,818	100,090	94,728
Urban	55,078	28,496	26,583		55,816	28,910	26,906
Rural	137,266	70,239	67,028		139,002	71,180	67,823
20. Svay Rieng	609,950	291,990	317,960		617,792	295,999	321,794
Urban	181,538	89,404	92,135		183,957	90,703	93,253
Rural	428,412	202,587	225,825		433,836	205,295	228,541
21. Takeo	1,045,701	504,547	541,154		1,059,145	511,474	547,672
Urban	331,215	160,499	170,715		335,621	162,833	172,788
Rural	714,486	344,048	370,438		723,525	348,641	374,884
22. Otdar Meanchey	320,400	163,061	157,339		324,520	165,300	159,220
Urban	105,614	53,722	51,892		107,026	54,503	52,522
Rural	214,786	109,339	105,447		217,494	110,796	106,698
23. Kep	49,522	24,643	24,879		50,158	24,982	25,177
Urban	39,322	19,736	19,586		39,847	20,023	19,824
Rural	10,200	4,907	5,293		10,312	4,958	5,353
24. Pailin	87,183	44,574	42,609		88,304	45,186	43,118
Urban	66,087	34,154	31,933		66,972	34,651	32,321
Rural	21,096	10,420	10,676		21,333	10,535	10,798
25 Tboung Khmum	901,688	442,336	459,352		913,281	448,408	464,873
Urban	78,560	38,688	39,871		79,606	39,251	40,355
Rural	823,129	403,648	419,481		833,675	409,157	424,517
Total	18,051,625	8,858,455	9,193,170		18,283,710	8,980,062	9,303,648
Urban	7,104,492	3,512,314	3,592,178		7,198,089	3,562,457	3,635,632
Rural	10,947,133	5,346,141	5,600,992		11,085,621	5,417,605	5,668,016

**Table 18 cont**

Province	2029				2030		
	Total	Male	Female		Total	Male	Female
1. Banteay Menchey	1,025,896	514,292	511,604		1,038,268	520,914	517,353
Urban	380,734	194,501	186,233		386,156	197,641	188,515
Rural	645,162	319,791	325,371		652,112	323,274	328,839
2. Battambang	1,186,926	589,378	597,548		1,201,240	596,967	604,273
Urban	248,088	123,962	124,126		251,610	125,963	125,647
Rural	938,838	465,416	473,422		949,630	471,004	478,626
3. Kampong Cham	1,071,018	518,357	552,661		1,083,934	525,031	558,902
Urban	159,326	78,508	80,818		161,584	79,775	81,808
Rural	911,691	439,849	471,843		922,350	445,256	477,094
4. Kampong Chhnang	627,318	303,069	324,249		634,883	306,971	327,912
Urban	146,994	72,501	74,494		149,077	73,671	75,406
Rural	480,324	230,568	249,756		485,806	233,300	252,506
5. Kampong Speu	1,044,512	510,876	533,636		1,057,108	517,454	539,655
Urban	616,053	302,449	313,603		624,826	307,380	317,446
Rural	428,459	208,426	220,033		432,283	210,074	222,209
6. Kampong Thom	811,245	397,308	413,937		715,356	350,068	365,288
Urban	85,921	42,541	43,380		74,499	37,126	37,373
Rural	725,324	354,767	370,557		640,858	312,942	327,916
7. Kampot	706,832	345,618	361,215		1,447,485	707,905	739,580
Urban	73,457	36,536	36,921		939,454	463,653	475,800
Rural	633,376	309,081	324,294		508,031	244,252	263,779
8. Kandal	1,430,237	698,906	731,331		151,668	77,227	74,441
Urban	926,950	456,909	470,041		70,752	36,188	34,564
Rural	503,287	241,997	261,290		80,916	41,039	39,877
9. Koh Kong	149,861	76,245	73,615		451,449	227,209	224,240
Urban	69,759	35,613	34,146		50,452	25,354	25,098
Rural	80,102	40,632	39,470		400,997	201,855	199,142
10. Kratie	446,069	224,320	221,749		451,449	227,209	224,240
Urban	49,746	24,951	24,795		50,452	25,354	25,098
Rural	396,324	199,369	196,954		400,997	201,855	199,142
11. Mondul Kiri	109,761	56,774	52,987		111,084	57,505	53,579
Urban	40,243	21,022	19,221		40,818	21,361	19,456
Rural	69,518	35,752	33,766		70,267	36,144	34,123
12. Phnom Penh	2,716,197	1,328,767	1,387,430		2,748,953	1,345,876	1,403,077
Urban	2,716,197	1,328,767	1,387,430		2,748,953	1,345,876	1,403,077
Rural	0	0	0		0	0	0
13. Preah Vihear	303,320	154,351	148,969		306,977	156,338	150,639
Urban	32,441	17,451	14,990		32,907	17,733	15,174
Rural	270,878	136,900	133,978		274,071	138,606	135,465
14. Prey Veng	1,259,000	599,337	659,663		1,274,183	607,054	667,129
Urban	74,605	37,037	37,568		75,663	37,635	38,029
Rural	1,184,395	562,300	622,094		1,198,519	569,419	629,100

**Table 18 Cont**

15. Pursat	499,867	245,368	254,499		505,895	248,528	257,368
Urban	87,815	43,069	44,746		89,058	43,764	45,294
Rural	412,052	202,299	209,753		416,837	204,764	212,073
16. Ratnak Kiri	258,833	132,168	126,665		261,955	133,870	128,085
Urban	38,672	20,259	18,413		39,224	20,586	18,639
Rural	220,162	111,910	108,252		222,730	113,285	109,446
17. Siem Reap	1,207,239	597,821	609,417		1,221,797	605,519	616,278
Urban	377,242	191,306	185,936		382,608	194,394	188,214
Rural	829,996	406,515	423,481		839,189	411,125	428,064
18. Preah Sihanouk	370,077	194,556	175,521		374,528	197,539	176,989
Urban	296,260	158,125	138,135		300,597	160,769	139,828
Rural	73,817	36,432	37,386		73,931	36,770	37,162
19. Stung Treng	197,248	101,422	95,825		199,626	102,728	96,898
Urban	56,826	29,606	27,220		57,638	30,084	27,553
Rural	140,421	71,816	68,605		141,988	72,644	69,345
20. Svay Rieng	625,497	299,939	325,557		633,040	303,802	329,239
Urban	187,231	92,889	94,342		189,887	94,388	95,498
Rural	438,266	207,051	231,215		443,154	209,413	233,740
21. Takeo	1,072,354	518,283	554,071		1,085,286	524,957	560,329
Urban	341,562	166,756	174,806		346,396	169,448	176,948
Rural	730,792	351,527	379,265		738,891	355,509	383,381
22. Otdar Meanchey	328,567	167,501	161,066		332,529	169,657	162,872
Urban	108,952	55,817	53,136		110,504	56,718	53,787
Rural	219,615	111,684	107,931		222,025	112,940	109,085
23. Kep	50,784	25,314	25,470		51,396	25,792	25,754
Urban	40,393	20,338	20,055		40,985	20,684	20,301
Rural	10,391	4,976	5,415		10,561	5,107	5,454
24. Pailin	89,406	45,822	43,584		90,484	46,377	44,107
Urban	68,184	35,486	32,698		69,158	36,059	33,099
Rural	21,221	10,336	10,885		21,326	10,319	11,008
25 Tboung Khmum	924,671	454,378	470,293		935,822	459,229	476,443
Urban	81,023	40,196	40,827		82,022	40,695	41,327
Rural	843,647	414,182	429,466		853,650	418,534	435,116
Total	18,512,733	9,100,171	9,412,562		18,735,977	9,216,942	9,519,035
Urban	7,304,675	3,626,594	3,678,080		7,401,966	3,680,173	3,721,793
Rural	11,208,058	5,473,577	5,734,481		11,334,011	5,536,769	5,797,242

The rate of population growth in all the provinces is similar to the national rate, which is not surprising considering the short projection period. As a result, the rate of population growth among the provinces is similar. However, substantial variations can be observed regarding age and sex composition.

Table 19 shows a set of indicators of sex and age composition, as well as percentages of functional age groups. First of all, it is important to note the substantial differences among the provinces regarding the indicators and percentages. The analysis of these differences does not correspond here, but to a study on population administrative and geographical distribution. However, it is relevant to keep in mind the substantial differences among the provinces' demography.

**Table 19:** Indicators of age and sex structure and functional age groups according to provinces, urban and rural, years 2019 to 2030

Indicators of age and sex structure and functional age groups	1. Banteay Menchey		2. Battambang		3. Kampong Cham	
	2019	2030	2019	2030	2019	2030
Indicators of age and sex structure						
Sex ratio	98.5	100.7	96.7	98.8	92.0	93.9
Age dependency ratio	61.4	57.9	70.9	67.6	73.3	70.2
Child	47.8	38.9	54.4	44.4	53.2	42.3
Aged	13.6	19.0	16.5	23.2	20.2	27.9
Ageing index	17.6	32.2	19.3	35.3	26.4	48.0
Functional age groups (percentages)						
Infants (0-1 yers)	1.8	1.3	1.9	1.5	1.8	1.3
Young children (1-4)	7.5	6.3	8.0	6.7	7.6	6.2
School age children (6-18 years)	25.8	21.8	27.5	23.2	26.6	21.9
Primary (6-12 years)	14.3	12.0	15.3	12.9	15.0	12.3
Secondary (13-18)	11.6	9.8	12.1	10.2	11.7	9.6
Working age population (15-60)	62.7	64.2	59.3	60.6	58.5	59.6
Reproductive age women (15-49)	52.4	53.7	48.8	49.9	47.9	49.0
Total	891,058	1,038,268	1,030,924	1,201,240	930,250	1,083,934
Urban						
Indicators of age and sex structure						
Sex ratio	99.6	104.8	95.2	100.3	92.6	97.5
Age dependency ratio	57.6	50.2	61.2	55.6	63.4	57.6
Child	44.8	32.5	44.3	32.2	44.7	31.9
Aged	12.8	17.6	16.9	23.4	18.7	25.7
Ageing index	18.0	36.1	25.2	50.6	28.6	58.0
Functional age groups (percentages)						
Infants (0-1 yers)	1.6	1.2	1.8	1.3	1.7	1.2
Young children (1-4)	6.9	5.2	7.1	5.2	6.9	5.0
School age children (6-18 years)	25.8	21.1	24.2	19.6	24.2	19.2
Primary (6-12 years)	13.9	10.6	12.9	9.8	13.1	9.7
Secondary (13-18)	11.9	10.5	11.3	9.8	11.1	9.5
Working age population (15-60)	64.1	67.4	62.8	65.2	62.0	64.4
Reproductive age women (15-49)	54.8	57.0	52.3	53.7	51.5	53.1
Total	329,746	386,156	214,979	251,610	138,109	161,584
Rural						
Indicators of age and sex structure						
Sex ratio	97.9	98.3	97.1	98.4	91.9	93.3
Age dependency ratio	63.7	62.9	73.6	71.1	75.2	72.7
Child	49.7	43.0	57.3	47.9	54.8	44.3
Aged	14.1	19.9	16.3	23.2	20.4	28.3
Ageing index	17.5	30.3	18.1	32.3	26.1	46.7
Functional age groups (percentages)						
Infants (0-1 yers)	1.9	1.4	1.9	1.5	1.8	1.3
Young children (1-4)	7.8	6.9	8.3	7.1	7.7	6.4
School age children (6-18 years)	25.9	22.2	28.3	24.1	27.1	22.3
Primary (6-12 years)	14.5	12.9	16.0	13.8	15.3	12.7
Secondary (13-18)	11.4	9.3	12.4	10.4	11.7	9.6
Working age population (15-60)	61.9	62.3	58.4	59.4	57.9	58.8
Reproductive age women (15-49)	51.0	51.8	47.9	48.9	47.3	48.3
Total	561,312	652,112	815,945	949,630	792,141	922,350

Table 19 Cont

Indicators of age and sex structure and functional age groups	4. Kampong Chhnang		5. Kampong Speu		6. Kampong Thom	
	2019	2030	2019	2030	2019	2030
Indicators of age and sex structure						
Sex ratio	91.7	93.6	93.9	95.9	94.1	96.1
Age dependency ratio	68.2	64.9	58.4	55.3	71.8	66.7
Child	53.1	43.4	46.0	37.7	56.3	45.2
Aged	15.1	21.5	12.4	17.6	15.4	21.5
Ageing index	19.2	35.0	18.1	33.2	18.5	33.7
Functional age groups (percentages)						
Infants (0-1 yers)	2.0	1.6	2.0	1.5	2.2	1.7
Young children (1-4)	8.2	6.8	7.5	6.3	8.6	7.2
School age children (6-18 years)	26.9	22.7	25.7	21.8	27.4	23.0
Primary (6-12 years)	14.9	12.6	13.6	11.5	15.4	12.9
Secondary (13-18)	11.9	10.1	12.1	10.3	12.0	10.1
Working age population (15-60)	60.1	61.4	63.7	65.1	58.9	60.8
Reproductive age women (15-49)	50.2	50.9	55.0	55.9	48.7	50.3
Total	544,867	634,883	907,228	1,057,108	704,620	821,028
Urban						
Indicators of age and sex structure						
Sex ratio	92.8	97.7	92.8	96.8	93.5	98.4
Age dependency ratio	62.8	56.0	57.4	49.9	67.3	59.6
Child	47.6	35.0	44.5	32.6	50.0	35.8
Aged	15.1	21.0	12.9	17.3	17.3	23.9
Ageing index	21.1	41.9	19.6	37.4	23.6	47.9
Functional age groups (percentages)						
Infants (0-1 yers)	2.0	1.5	2.0	1.5	2.1	1.5
Young children (1-4)	7.8	5.9	7.5	5.6	7.8	5.8
School age children (6-18 years)	24.7	20.3	24.5	20.2	25.6	20.6
Primary (6-12 years)	13.5	10.4	13.1	10.1	13.9	10.5
Secondary (13-18)	11.2	9.8	11.5	10.2	11.7	10.1
Working age population (15-60)	62.1	65.0	64.1	67.4	60.5	63.5
Reproductive age women (15-49)	52.2	53.5	55.5	57.3	49.5	51.5
Total	127,416	149,077	536,597	624,826	74,471	87,139.6
Rural						
Indicators of age and sex structure						
Sex ratio	91.3	92.4	95.3	94.5	94.2	95.9
Age dependency ratio	69.9	67.8	60.0	63.9	72.3	67.6
Child	54.8	46.1	48.3	45.8	57.1	46.4
Aged	15.1	21.7	11.6	18.1	15.2	21.2
Ageing index	18.7	33.3	16.2	28.5	17.9	32.4
Functional age groups (percentages)						
Infants (0-1 yers)	2.0	1.6	2.0	1.6	2.2	1.7
Young children (1-4)	8.3	7.1	7.6	7.3	8.7	7.3
School age children (6-18 years)	27.6	23.5	27.4	24.0	27.6	23.3
Primary (6-12 years)	15.4	13.3	14.3	13.5	15.6	13.2
Secondary (13-18)	12.2	10.2	13.0	10.5	12.0	10.1
Working age population (15-60)	59.5	60.4	63.1	61.6	58.7	60.4
Reproductive age women (15-49)	49.7	50.2	54.3	53.8	48.6	50.1
Total	417,451	485,806	370,631	432,283	630,149	733,889

Table 19 Cont

Indicators of age and sex structure and functional age groups	7. Kampot		8. Kandal		9. Koh Kong	
	2019	2030	2019	2030	2019	2030
Indicators of age and sex structure						
Sex ratio	93.8	95.8	93.7	95.7	101.5	103.7
Age dependency ratio	63.6	60.9	60.3	58.5	57.4	53.1
Child	47.7	38.6	44.5	36.1	46.7	38.1
Aged	15.9	22.4	15.8	22.3	10.7	15.0
Ageing index	22.6	41.4	24.4	44.4	13.8	25.2
Functional age groups (percentages)						
Infants (0-1 yers)	2.1	1.6	1.9	1.4	1.9	1.4
Young children (1-4)	7.5	6.2	7.3	6.0	7.6	6.4
School age children (6-18 years)	25.7	21.5	23.9	19.9	25.9	22.0
Primary (6-12 years)	13.6	11.3	12.9	10.7	14.1	12.0
Secondary (13-18)	12.2	10.2	11.0	9.1	11.8	10.0
Working age population (15-60)	61.8	63.0	63.1	63.9	64.2	66.1
Reproductive age women (15-49)	50.9	51.8	53.2	53.7	53.6	55.3
Total	613,931	715,356	1,242,255	1,447,485	130,164	151,668
Urban						
Indicators of age and sex structure						
Sex ratio	94.3	99.3	93.5	97.4	99.4	104.7
Age dependency ratio	53.8	49.0	57.3	50.6	48.3	40.8
Child	38.9	28.4	42.9	31.4	38.5	27.8
Aged	14.9	20.6	14.4	19.3	9.8	13.1
Ageing index	25.0	50.0	22.7	43.4	14.7	28.7
Functional age groups (percentages)						
Infants (0-1 yers)	2.1	1.5	1.9	1.4	1.8	1.3
Young children (1-4)	7.1	5.3	7.2	5.4	6.8	5.1
School age children (6-18 years)	21.5	17.5	23.6	19.3	23.4	19.1
Primary (6-12 years)	11.1	8.4	12.6	9.7	12.0	9.1
Secondary (13-18)	10.4	9.0	11.0	9.6	11.4	10.0
Working age population (15-60)	65.8	68.0	64.2	67.2	68.1	71.8
Reproductive age women (15-49)	54.6	55.6	55.0	56.5	57.8	60.3
Total	63,660	74,499	807,139	939,453.6	60,417	70,752
Rural						
Indicators of age and sex structure						
Sex ratio	93.7	95.4	94.0	92.6	103.3	102.9
Age dependency ratio	64.8	62.5	66.2	75.3	66.2	65.7
Child	48.8	39.8	47.5	46.4	54.7	48.7
Aged	16.0	22.6	18.7	28.9	11.6	17.0
Ageing index	22.4	40.6	27.3	45.9	13.2	23.1
Functional age groups (percentages)						
Infants (0-1 yers)	2.1	1.6	1.9	1.5	1.9	1.6
Young children (1-4)	7.6	6.3	7.5	7.2	8.4	7.6
School age children (6-18 years)	26.2	21.9	24.4	21.0	28.1	24.5
Primary (6-12 years)	13.8	11.6	13.4	12.7	15.9	14.4
Secondary (13-18)	12.4	10.3	11.0	8.3	12.2	10.1
Working age population (15-60)	61.4	62.4	60.9	57.8	60.8	61.1
Reproductive age women (15-49)	50.5	51.3	49.8	48.6	50.0	50.9
Total	550,270	640,858	435,116	508,031	69,746	80,916



Table 19 Cont

Indicators of age and sex structure and functional age groups	10 Kracheh		11. Mondul Kiri		12. Phnom Penh	
	2019	2030	2019	2030	2019	2030
Indicators of age and sex structure						
Sex ratio	99.1	101.3	104.9	107.3	93.9	95.9
Age dependency ratio	72.1	65.8	64.8	56.4	43.8	42.8
Child	58.4	46.7	58.2	47.2	32.4	26.6
Aged	13.8	19.1	6.6	9.2	11.4	16.2
Ageing index	15.9	28.8	6.6	12.0	22.7	41.3
Functional age groups (percentages)						
Infants (0-1 yers)	2.2	1.7	2.4	1.9	1.6	1.2
Young children (1-4)	9.0	7.5	9.6	8.2	6.1	5.1
School age children (6-18 years)	27.9	23.5	29.5	25.6	20.1	16.9
Primary (6-12 years)	16.0	13.5	16.4	14.2	10.3	8.7
Secondary (13-18)	11.9	10.0	13.1	11.4	9.8	8.2
Working age population (15-60)	58.7	61.0	61.1	64.4	70.2	70.8
Reproductive age women (15-49)	49.4	51.5	53.6	56.6	62.0	62.4
Total	387,441	451,449	95,334	111,084	2,359,197	2,748,953
Urban						
Indicators of age and sex structure						
Sex ratio	95.9	101.0	104.3	109.8	93.9	95.9
Age dependency ratio	65.4	56.4	58.6	46.8	43.8	42.8
Child	50.0	35.6	51.6	37.2	32.4	26.6
Aged	15.3	20.8	7.0	9.6	11.4	16.2
Ageing index	20.7	41.7	7.7	15.6	22.7	41.3
Functional age groups (percentages)						
Infants (0-1 yers)	2.1	1.5	2.1	1.6	1.6	1.2
Young children (1-4)	7.9	5.8	8.6	6.6	6.1	5.1
School age children (6-18 years)	26.3	21.3	27.8	23.2	20.1	16.9
Primary (6-12 years)	14.1	10.7	15.3	12.0	10.3	8.7
Secondary (13-18)	12.2	10.6	12.5	11.3	9.8	8.2
Working age population (15-60)	61.1	64.7	63.5	68.7	70.2	70.8
Reproductive age women (15-49)	51.7	54.2	56.0	60.1	62.0	62.4
Total	43,103	50,452.2	34,834	40,817.5	2,359,197	2,748,953.2
Rural						
Indicators of age and sex structure						
Sex ratio	99.5	101.4	105.3	105.9	-	-
Age dependency ratio	73.0	67.0	68.5	62.6	-	-
Child	59.5	48.2	62.2	53.7	-	-
Aged	13.6	18.8	6.4	8.9	-	-
Ageing index	15.3	27.6	6.1	10.5	-	-
Functional age groups (percentages)						
Infants (0-1 yers)	2.2	1.7	2.6	2.0	-	-
Young children (1-4)	9.2	7.7	10.2	9.2	-	-
School age children (6-18 years)	28.1	23.8	30.5	27.0	-	-
Primary (6-12 years)	16.2	13.8	17.0	15.6	-	-
Secondary (13-18)	11.9	10.0	13.5	11.4	-	-
Working age population (15-60)	58.4	60.6	59.7	62.0	-	-
Reproductive age women (15-49)	49.1	51.1	52.2	54.5	-	-
Total	344,338	400,997	60,500	70,267	-	-

Table 19 Cont

Indicators of age and sex structure and functional age groups	13. Preah Vihear		14. Prey Veng		15. Pursat	
	2019	2030	2019	2030	2019	2030
Indicators of age and sex structure						
Sex ratio	101.5	103.8	89.1	91.0	94.5	96.6
Age dependency ratio	65.4	58.1	78.5	73.3	73.4	69.3
Child	55.9	45.7	58.2	46.8	57.9	48.4
Aged	9.5	12.5	20.3	26.5	15.4	20.9
Ageing index	10.6	17.8	23.4	39.2	17.4	29.0
Functional age groups (percentages)						
Infants (0-1 yers)	2.7	2.1	2.0	1.6	2.2	1.8
Young children (1-4)	9.5	7.9	8.3	6.9	8.8	7.5
School age children (6-18 years)	27.7	23.7	27.2	21.9	27.7	23.3
Primary (6-12 years)	15.1	12.8	15.7	13.0	15.7	13.4
Secondary (13-18)	12.6	11.0	11.5	8.9	12.0	9.9
Working age population (15-60)	61.0	62.5	56.9	57.8	58.4	58.9
Reproductive age women (15-49)	52.8	54.3	45.2	46.6	48.2	48.5
Total	263,453	306,977	1,093,525	1,274,183	434,168	505,895
Urban						
Indicators of age and sex structure						
Sex ratio	111.0	116.9	94.0	99.0	91.7	96.6
Age dependency ratio	54.0	44.9	62.2	55.0	69.2	61.9
Child	44.9	33.2	44.8	32.9	51.8	38.9
Aged	9.0	11.8	17.4	22.1	17.4	23.0
Ageing index	12.6	23.4	24.6	44.5	22.4	41.0
Functional age groups (percentages)						
Infants (0-1 yers)	2.2	1.6	1.8	1.3	2.0	1.5
Young children (1-4)	7.9	5.8	7.1	5.3	8.1	6.2
School age children (6-18 years)	25.3	21.6	24.2	19.8	25.5	21.0
Primary (6-12 years)	13.1	10.3	13.1	9.9	14.4	11.1
Secondary (13-18)	12.2	11.4	11.1	9.9	11.1	9.9
Working age population (15-60)	65.5	68.5	62.5	64.7	59.9	61.8
Reproductive age women (15-49)	55.3	57.6	50.0	51.3	49.4	50.0
Total	28,060	32,907	64,659	75,663	76,129	89,058
Rural						
Indicators of age and sex structure						
Sex ratio	100.4	102.3	88.8	90.5	95.1	96.6
Age dependency ratio	66.8	59.9	79.6	74.6	74.3	71.0
Child	57.3	47.3	59.1	47.8	59.3	50.6
Aged	9.5	12.6	20.5	26.8	15.0	20.4
Ageing index	10.4	17.3	23.4	38.9	16.4	26.9
Functional age groups (percentages)						
Infants (0-1 yers)	2.7	2.1	2.0	1.6	2.3	1.9
Young children (1-4)	9.7	8.2	8.4	7.0	9.0	7.8
School age children (6-18 years)	28.0	24.0	27.4	22.0	28.1	23.8
Primary (6-12 years)	15.3	13.1	15.9	13.2	16.0	13.8
Secondary (13-18)	12.7	10.9	11.5	8.9	12.2	9.9
Working age population (15-60)	60.5	61.8	56.5	57.4	58.1	58.2
Reproductive age women (15-49)	52.5	54.0	44.9	46.3	48.0	48.1
Total	235,393	274,071	1,028,866	1,198,519	358,039	416,837

Table 19 Cont

Indicators of age and sex structure and functional age groups	16. Ratnak Kiri		17. Siem Reap		18. Preah Sihanouk	
	2019	2030	2019	2030	2019	2030
Indicators of age and sex structure						
Sex ratio	102.2	104.5	96.1	98.3	108.5	111.6
Age dependency ratio	67.1	61.0	65.8	60.3	39.0	35.4
Child	58.8	49.9	54.1	44.9	31.9	25.9
Aged	8.3	11.0	11.6	15.4	7.1	9.5
Ageing index	8.8	14.3	13.5	22.4	14.0	24.5
Functional age groups (percentages)						
Infants (0-1 yers)	2.0	1.7	2.1	1.7	1.6	1.2
Young children (1-4)	8.7	7.9	8.5	7.2	6.0	5.0
School age children (6-18 years)	31.4	27.1	27.9	23.7	20.8	17.8
Primary (6-12 years)	17.2	14.8	15.4	13.2	10.5	8.7
Secondary (13-18)	14.2	12.4	12.5	10.5	10.3	9.1
Working age population (15-60)	60.3	61.7	60.9	62.0	72.5	73.5
Reproductive age women (15-49)	53.3	54.8	52.0	53.0	61.8	63.9
Total	224,814	261,955	1,048,567	1,221,797	320,568	374,528
Urban						
Indicators of age and sex structure						
Sex ratio	104.9	110.4	98.1	103.3	109.2	115.0
Age dependency ratio	52.3	42.8	55.7	47.5	34.8	28.5
Child	45.5	34.2	45.3	34.0	28.6	20.7
Aged	6.8	8.6	10.5	13.5	6.3	7.8
Ageing index	8.8	15.3	14.4	25.7	13.9	25.2
Functional age groups (percentages)						
Infants (0-1 yers)	1.9	1.4	2.0	1.5	1.6	1.1
Young children (1-4)	7.4	5.7	7.6	5.7	5.6	4.1
School age children (6-18 years)	27.4	23.6	25.5	21.7	19.3	16.4
Primary (6-12 years)	14.3	11.3	13.5	10.7	9.6	7.3
Secondary (13-18)	13.1	12.3	12.0	11.1	9.7	9.1
Working age population (15-60)	66.1	69.5	64.8	67.5	74.6	77.5
Reproductive age women (15-49)	58.7	61.7	56.4	58.2	64.0	67.0
Total	33,472	39,224	326,780	382,608	256,380	300,597
Rural						
Indicators of age and sex structure						
Sex ratio	101.7	103.5	95.3	96.0	105.9	98.9
Age dependency ratio	70.0	64.7	70.7	67.0	58.3	73.7
Child	61.4	53.1	58.5	50.5	47.3	54.8
Aged	8.6	11.5	12.2	16.4	11.0	18.9
Ageing index	8.8	14.1	13.2	21.2	14.4	23.2
Functional age groups (percentages)						
Infants (0-1 yers)	2.0	1.7	2.2	1.9	1.9	1.9
Young children (1-4)	8.9	8.2	8.9	7.9	7.6	8.7
School age children (6-18 years)	32.1	27.8	29.0	24.6	26.6	23.5
Primary (6-12 years)	17.7	15.4	16.2	14.3	14.1	14.7
Secondary (13-18)	14.4	12.4	12.7	10.3	12.5	8.8
Working age population (15-60)	59.3	60.3	59.2	59.6	63.8	57.3
Reproductive age women (15-49)	52.4	53.6	50.0	50.7	53.3	52.1
Total	191,342	222,730	721,786	839,189	64,188	73,931

Table 19 Cont

Indicators of age and sex structure and functional age groups	19. Stung Treng		20. Svay Rieng		21. Takeo	
	2019	2030	2019	2030	2019	2030
Indicators of age and sex structure						
Sex ratio	103.7	106.0	90.4	92.3	91.7	93.7
Age dependency ratio	66.3	59.1	65.9	61.8	63.5	61.3
Child	56.7	46.4	49.7	40.4	46.4	38.2
Aged	9.6	12.7	16.1	21.4	17.1	23.1
Ageing index	10.6	17.6	21.4	36.1	25.7	43.2
Functional age groups (percentages)						
Infants (0-1 yers)	2.6	2.0	2.1	1.6	2.0	1.5
Young children (1-4)	9.6	8.2	8.1	6.7	7.3	6.0
School age children (6-18 years)	27.6	23.6	24.6	20.3	25.2	21.0
Primary (6-12 years)	15.4	12.9	13.9	11.5	13.2	11.1
Secondary (13-18)	12.2	10.7	10.7	8.8	11.9	10.0
Working age population (15-60)	60.6	62.2	61.1	61.7	61.9	61.9
Reproductive age women (15-49)	52.2	53.8	49.4	50.2	51.3	51.5
Total	171,323	199,626	543,286	633,040	931,411	1,085,286
Urban						
Indicators of age and sex structure						
Sex ratio	103.7	109.2	93.9	98.8	90.9	95.8
Age dependency ratio	59.2	48.7	55.7	48.1	57.1	50.6
Child	49.1	35.7	42.6	31.2	42.7	31.5
Aged	10.1	13.0	13.1	16.9	14.5	19.1
Ageing index	12.5	23.1	19.8	36.4	23.2	43.4
Functional age groups (percentages)						
Infants (0-1 yers)	2.6	1.8	2.0	1.5	2.0	1.4
Young children (1-4)	9.0	6.7	7.7	5.8	7.3	5.3
School age children (6-18 years)	25.1	21.4	22.2	18.5	23.7	19.9
Primary (6-12 years)	13.4	10.2	12.3	9.4	12.3	9.4
Secondary (13-18)	11.7	11.2	9.9	9.1	11.4	10.5
Working age population (15-60)	63.4	66.7	64.9	67.3	64.3	66.2
Reproductive age women (15-49)	54.5	56.9	54.3	55.9	54.6	55.8
Total	49,192	57,638	162,272	189,887	296,141	346,396
Rural						
Indicators of age and sex structure						
Sex ratio	103.7	104.8	88.9	89.6	92.1	92.7
Age dependency ratio	69.3	63.8	70.6	68.4	66.6	66.8
Child	59.9	51.2	53.0	44.9	48.2	41.7
Aged	9.4	12.5	17.6	23.6	18.4	25.1
Ageing index	9.9	15.9	22.1	36.0	26.7	43.2
Functional age groups (percentages)						
Infants (0-1 yers)	2.5	2.1	2.1	1.7	1.9	1.5
Young children (1-4)	9.9	8.8	8.3	7.2	7.2	6.3
School age children (6-18 years)	28.6	24.5	25.5	21.1	25.8	21.6
Primary (6-12 years)	16.1	14.0	14.5	12.4	13.7	11.8
Secondary (13-18)	12.4	10.5	11.0	8.7	12.1	9.7
Working age population (15-60)	59.5	60.4	59.4	59.3	60.8	59.9
Reproductive age women (15-49)	51.4	52.6	47.4	47.9	49.7	49.5
Total	122,130	141,988	381,014	443,154	635,270	738,891

Table 19 Cont

Indicators of age and sex structure and functional age groups	22. Otdar Meanchey		23. Kep		24. Pailin	
	2019	2030	2019	2030	2019	2030
Indicators of age and sex structure						
Sex ratio	101.9	104.2	97.4	100.1	102.8	105.1
Age dependency ratio	66.4	59.7	61.2	57.6	62.7	57.3
Child	56.6	47.1	48.0	39.1	52.1	42.6
Aged	9.8	12.6	13.2	18.5	10.7	14.8
Ageing index	9.5	15.3	18.0	32.8	10.6	19.2
Functional age groups (percentages)						
Infants (0-1 yers)	2.2	1.8	2.2	1.7	2.1	1.59
Young children (1-4)	8.9	7.8	8.0	6.7	8.3	7.07
School age children (6-18 years)	28.7	24.5	25.8	21.8	27.1	23.18
Primary (6-12 years)	16.1	13.7	13.6	11.5	15.1	12.97
Secondary (13-18)	12.7	10.8	12.2	10.3	11.9	10.21
Working age population (15-60)	60.7	62.3	62.7	64.2	62.2	64.46
Reproductive age women (15-49)	51.2	52.7	53.1	54.2	52.5	54.69
Total	285,382	332,529	44,109	51,396	77,655	90,484
Urban						
Indicators of age and sex structure						
Sex ratio	100.1	105.4	97.5	101.9	103.4	108.9
Age dependency ratio	64.9	53.0	59.0	50.6	59.7	49.8
Child	55.5	41.3	46.0	33.3	49.3	35.9
Aged	9.4	11.6	13.0	17.3	10.4	13.9
Ageing index	9.4	16.3	18.5	35.6	10.4	20.3
Functional age groups (percentages)						
Infants (0-1 yers)	2.1	1.6	2.2	1.6	2.0	1.5
Young children (1-4)	8.6	6.7	7.8	5.8	8.1	6.2
School age children (6-18 years)	29.0	24.5	25.2	20.7	26.1	21.6
Primary (6-12 years)	16.0	12.7	13.1	10.1	14.5	11.3
Secondary (13-18)	12.9	11.8	12.0	10.6	11.6	10.3
Working age population (15-60)	61.3	65.1	63.5	67.2	63.4	67.7
Reproductive age women (15-49)	51.8	54.6	53.8	56.0	54.0	57.2
Total	94,355	110,504	35,138	40,985	59,026	69,158
Rural						
Indicators of age and sex structure						
Sex ratio	102.7	103.5	97.2	93.6	102.7	103.5
Age dependency ratio	67.2	63.3	70.7	95.7	67.2	63.3
Child	57.1	50.2	56.7	68.3	57.1	50.2
Aged	10.0	13.1	14.0	27.4	10.0	13.1
Ageing index	9.6	14.9	16.2	30.1	9.6	14.9
Functional age groups (percentages)						
Infants (0-1 yers)	2.2	1.9	2.3	2.0	2.1	1.9
Young children (1-4)	9.1	8.3	8.7	9.7	9.0	9.9
School age children (6-18 years)	28.6	24.6	28.2	25.7	30.1	28.3
Primary (6-12 years)	16.1	14.2	15.5	16.8	17.1	18.3
Secondary (13-18)	12.5	10.4	12.7	8.9	13.0	9.9
Working age population (15-60)	60.5	60.9	59.2	51.7	58.4	53.9
Reproductive age women (15-49)	50.9	51.8	50.3	47.7	47.9	47.3
Total	191,027	222,025	8,972	10,561	18,629	21,326

Table 19 Cont

Indicators of age and sex structure and functional age groups	25 Tboung Khmum		TOTAL	
	2019	2030	2019	2030
Indicators of age and sex structure				
Sex ratio	94.7	96.4	94.8	96.8
Age dependency ratio	71.0	66.6	60.7	57.2
Child	54.6	43.8	47.6	38.6
Aged	16.4	22.8	13.1	18.6
Ageing index	20.7	37.5	19.7	35.9
Functional age groups (percentages)				
Infants (0-1 yers)	1.9	1.4	1.9	1.5
Young children (1-4)	8.1	6.7	7.7	6.4
School age children (6-18 years)	27.2	22.7	25.5	21.4
Primary (6-12 years)	15.4	12.9	14.0	11.7
Secondary (13-18)	11.8	9.8	11.5	9.7
Working age population (15-60)	59.2	60.8	62.2	63.6
Reproductive age women (15-49)	48.7	49.9	52.4	53.5
Total	803,138	935,822	16,078,666	18,735,977
Urban				
Indicators of age and sex structure				
Sex ratio	93.9	98.5	95.2	98.9
Age dependency ratio	67.1	58.6	50.2	45.3
Child	50.2	35.7	38.8	29.4
Aged	16.9	22.9	11.4	15.9
Ageing index	23.1	46.6	20.7	39.7
Functional age groups (percentages)				
Infants (0-1 yers)	1.8	1.3	1.8	1.3
Young children (1-4)	7.6	5.6	6.8	5.3
School age children (6-18 years)	25.9	20.7	22.7	18.7
Primary (6-12 years)	14.4	10.9	12.0	9.4
Secondary (13-18)	11.5	9.9	10.7	9.3
Working age population (15-60)	60.6	63.9	66.6	68.8
Reproductive age women (15-49)	50.0	52.2	57.9	59.4
Total	70,222	82,022	6,341,495	7401966
Rural				
Indicators of age and sex structure				
Sex ratio	94.8	96.2	94.5	95.5
Age dependency ratio	71.4	67.3	68.5	66.1
Child	55.0	44.6	54.1	45.4
Aged	16.3	22.7	14.4	20.7
Ageing index	20.4	36.7	19.2	34.1
Functional age groups (percentages)				
Infants (0-1 yers)	1.9	1.4	2.0	1.6
Young children (1-4)	8.1	6.8	8.3	7.1
School age children (6-18 years)	27.3	22.9	27.3	23.2
Primary (6-12 years)	15.5	13.1	15.3	13.2
Secondary (13-18)	11.8	9.8	12.1	10.0
Working age population (15-60)	59.0	60.6	66.7	69.4
Reproductive age women (15-49)	48.5	49.7	49.6	50.7
Total	732,916	853,650	9,737,171	11,334,011

The main issue at this point is the change among provinces regarding their indicators or age-sex composition. According to Table, 19 changes are noticeable, although they do not appear substantial. However, they are relevant considering that only one decade is under consideration. All changes aim to a population ageing. This process is indicated by the trends observed in all the indicators. For example, the ageing index will increase in all provinces. This is the number of elders (65 years and older) by 100 youngsters (0 to 14 years old). The age dependency ratio will decline indicating an increase in the proportion of the potentially active population and a decline in the potentially dependent population. This result suggest that all the provinces will experience the demographic bonus discussed earlier. In all of them, the window of opportunity will open. As explained above, this is a population age structure particularly favorable to promote and facilitate socio-economic development, if other conditions are present. Note that according to Table 19, the proportion of the population in school age and the proportion of very young children will also decline in all the provinces. This is also a component of the window of opportunity.

The data presented in Table 19 and the data in the respective sources (appendix D and E) are essential for planning and should be further studied by planners and policy makers. As suggested previously, it is not possible to predict the future size and characteristics of a population accurately. Projections are merely intelligent exercise as to what would happen to current population under specified assumptions regarding of fertility, mortality, migration or just population growth in future years. Regional planning requires a fair idea of future for which planning needs to be done. For this purpose, planners use various methods and tools for “predicting” the future, which generally involves population data and population projection as people are the ones who need to be kept in mind and they are the ones for whom planning is done.

A population projection by age and sex is perhaps the single most important input for planning purposes. Many important factors of the future situation facing the community on which the planner must advise are derived directly from the population projection. It forms a framework for a great deal of the subsequent work in devising, testing, evaluating and implementing the plan. Most of the important decisions about major land uses and services are derived from population estimates: the demand for water, power and waste disposal facilities; housing, open spaces and schools; the supply of labor; spending power available for the retail trade, the numbers of private cars to be, etc.

## **5. CONCLUSIONS**

According these projections, the population of Cambodia will continue to increase during the following five decades. However, the pace of growth will be declining each year. The main reason of this decrease is the decline of fertility that the country has been experiencing during the past three decades. At present, women are having, as an average, a total fertility rate a little higher the replacement level, that is, the fertility level required for a population to replace itself (about two children per woman).

Nevertheless, in spite of this low fertility, and the even further decline during the next decades, the size of the population will not decline. On the contrary, the population of Cambodia will continue growing; the pace of growth will diminish but it will continue expanding beyond the end of the projection period (2019-2050). As explained above, this is because earlier high levels of fertility results in a large proportion of people in young ages

The reason of this occurrence is the population momentum. This situation implies that a population may continue to grow for some decades after replacement level fertility has been achieved. This is because past high fertility leads to a high concentration of people in the youngest ages. Total births continue to exceed total deaths as they become parents. Eventually, this large group becomes old and deaths increase to equal the number of births or outnumber them. Thus, it may take two or three generations (50 to 70 years) before each new birth is offset by a death in the population. According to the present projections, even at the end of the projection period, with a TFR below one child per woman, the population of Cambodia will continue growing.

These projections also suggest the emergence of a demographic bonus, or the opening of a window of opportunity. This consist of the emergence of a population with an age composition highly favorable to social and economic development. As a result of the fertility decline, the proportion of infant and young population experience a decrease and, because the proportion of the elderly is still small, there are not yet as many old people. Consequently, there is a decline in the ratio of dependents to economically active people. As indicated earlier, these changes in the age composition of the population result in new economic and social opportunities; household savings are likely to increase, burdens on public education and many government services are reduced, the number of taxable adults per dependent increases, and families can invest more in each child.

It is important to point out that the demographic window does not ensures economic growth and social development by itself. Economic and social conditions should be appropriate and able to absorb the expanding working age population and capitalize on it. In order to benefit from the demographic bonus, the government should set suitable economic conditions: low unemployment, promotion of saving and trade, balanced public budget, but mainly to develop human capital by improving the educational system.

This population projection suggest that the expected population growth and composition will be favorable for Cambodia in order to achieve most of the Sustainable Development Goals. According to a United Nations publication, the present situation indicates that most of the 17 goals are likely to be missed. One of the reasons is the failure of countries to address human population growth. Empowering population solutions would be the key to meeting the SDGs. For example, the first goal is NO POVERTY. According to this publication, high fertility rates are likely to trap countries in poverty. It has been estimated that extreme poverty will not decrease in year 2021 because population growth is concealing economic growth in the poorest nations. All the 17 goals will be affected one way or another by high fertility and rapid population growth especially in the poor nations.



The low fertility rates, the increasingly low population growth and a favorable age composition put Cambodia in a good position regarding the achievement of the SDG. However, it is important to remember that success in accomplish the goals is not only a matter of population but also of economic and social policies.

As suggested earlier, a major issue of population projections is its reliability, that is, whether or not the projected numbers correspond to the reality or if they will match in the future with the real population size. Many people, even demographers, have a poor opinion of the capacity of demography to make accurate forecasts. However, a projection done with a reliable base population, realistic hypotheses and adequate methods, is likely to provide reasonable results, probably not exact, but reasonable enough to conduct adequate and useful planning. It is expected that these projections result useful for diverse planning activities and policy making. They can be considered reliable enough to provide a dependable future population size, composition and distribution.



# Appendix A

**Projected total population by sex and age groups, 2019-2050**



2019

Age	Total	Male	Female
0-4	1,548,984	792,792	756,192
5-9	1,518,183	776,600	741,583
10-14	1,698,304	868,685	829,619
15-19	1,452,478	731,971	720,507
20-24	1,293,592	630,087	663,505
25-29	1,471,954	719,859	752,095
30-34	1,345,977	659,237	686,740
35-39	1,346,194	665,688	680,506
40-44	776,056	377,934	398,122
45-49	813,490	392,300	421,190
50-54	732,776	337,526	395,250
55-59	659,800	304,659	355,141
60-64	480,510	194,253	286,257
65-69	370,495	149,204	221,291
70-74	248,767	99,201	149,566
75-79	159,272	63,366	95,906
80+	161,834	60,272	101,562
Total	16,078,666	7,823,634	8,255,032

2020

Age	Total	Male	Female
0-4	1,559,132	797,924	761,208
5-9	1,518,997	776,880	742,117
10-14	1,687,184	863,594	823,590
15-19	1,510,216	764,722	745,494
20-24	1,294,087	633,262	660,825
25-29	1,448,776	707,298	741,478
30-34	1,363,042	666,763	696,279
35-39	1,386,553	684,917	701,636
40-44	860,402	420,801	439,601
45-49	794,997	384,754	410,243
50-54	748,633	346,961	401,672
55-59	677,910	314,388	363,522
60-64	509,239	211,420	297,819
65-69	385,134	153,865	231,269
70-74	263,804	104,992	158,812
75-79	168,258	67,908	100,350
80+	161,723	59,543	102,180
Total	16,338,087	7,959,992	8,378,095

2021

Age	Total	Male	Female
0-4	1,547,061	791,593	755,468
5-9	1,548,561	792,080	756,481
10-14	1,647,921	843,604	804,317
15-19	1,573,810	799,876	773,934
20-24	1,314,034	647,446	666,588
25-29	1,405,492	684,545	720,947
30-34	1,396,319	682,783	713,536
35-39	1,388,027	684,224	703,803
40-44	984,156	483,437	500,719
45-49	763,515	369,988	393,527
50-54	769,380	360,130	409,250
55-59	689,579	319,093	370,486
60-64	543,085	232,929	310,156
65-69	398,627	157,661	240,966
70-74	281,219	112,069	169,150
75-79	176,724	71,156	105,568
80+	164,579	60,839	103,740
Total	16,592,089	8,093,453	8,498,636

2022

Age	Total	Male	Female
0-4	1,528,389	781,853	746,536
5-9	1,589,647	813,306	776,341
10-14	1,593,791	815,676	778,115
15-19	1,633,485	832,435	801,050
20-24	1,350,069	670,438	679,631
25-29	1,353,908	657,960	695,948
30-34	1,434,653	701,543	733,110
35-39	1,366,110	671,581	694,529
40-44	1,124,628	554,301	570,327
45-49	735,229	356,326	378,903
50-54	789,598	373,742	415,856
55-59	697,497	321,037	376,460
60-64	578,588	255,958	322,630
65-69	412,938	162,232	250,706
70-74	299,838	119,704	180,134
75-79	185,806	74,106	111,700
80+	169,159	63,127	106,032
Total	16,843,333	8,225,325	8,618,008

2023

Age	Total	Male	Female
0-4	1,528,209	781,648	746,561
5-9	1,607,831	822,781	785,050
10-14	1,544,351	790,029	754,322
15-19	1,676,684	856,062	820,622
20-24	1,396,390	698,621	697,769
25-29	1,310,888	636,590	674,298
30-34	1,461,444	714,503	746,941
35-39	1,344,332	659,064	685,268
40-44	1,249,879	617,163	632,716
45-49	732,267	355,199	377,068
50-54	801,801	383,202	418,599
55-59	705,709	323,577	382,132
60-64	611,226	276,769	334,457
65-69	430,869	169,828	261,041
70-74	318,321	127,018	191,303
75-79	196,512	77,592	118,920
80+	174,751	65,797	108,954
Total	17,091,464	8,355,443	8,736,021

2024

Age	Total	Male	Female
0-4	1,594,964	815,978	778,986
5-9	1,545,470	790,739	754,731
10-14	1,516,148	775,309	740,839
15-19	1,695,091	866,581	828,510
20-24	1,447,878	728,889	718,989
25-29	1,288,490	626,866	661,624
30-34	1,465,575	715,966	749,609
35-39	1,339,265	655,180	684,085
40-44	1,337,485	660,648	676,837
45-49	768,956	374,023	394,933
50-54	801,766	385,799	415,967
55-59	716,920	328,985	387,935
60-64	637,933	292,844	345,089
65-69	454,103	181,794	272,309
70-74	335,790	133,460	202,330
75-79	209,479	82,158	127,321
80+	180,994	68,535	112,459
Total	17,336,307	8,483,754	8,852,553

2025

Age	Total	Male	Female
0-4	1,569,880	803,156	766,724
5-9	1,555,872	796,025	759,847
10-14	1,517,138	775,700	741,438
15-19	1,684,262	861,671	822,591
20-24	1,505,883	761,802	744,081
25-29	1,289,479	630,335	659,144
30-34	1,443,104	703,836	739,268
35-39	1,356,903	663,055	693,848
40-44	1,378,370	680,177	698,193
45-49	853,294	416,850	436,444
50-54	784,464	378,855	405,609
55-59	733,817	338,880	394,937
60-64	657,204	303,041	354,163
65-69	483,456	198,872	284,584
70-74	351,606	138,606	213,000
75-79	224,860	87,990	136,870
80+	188,168	71,397	116,771
Total	17,577,760	8,610,248	8,967,512

2026

Age	Total	Male	Female
0-4	1,549,563	792,790	756,773
5-9	1,544,067	789,851	754,216
10-14	1,546,822	790,973	755,849
15-19	1,645,304	841,875	803,429
20-24	1,569,693	797,085	772,608
25-29	1,309,774	644,716	665,058
30-34	1,400,490	681,491	718,999
35-39	1,390,602	679,324	711,278
40-44	1,380,527	679,873	700,654
45-49	976,735	479,272	497,463
50-54	754,201	364,723	389,478
55-59	755,368	352,362	403,006
60-64	670,133	308,347	361,786
65-69	517,577	220,037	297,540
70-74	366,318	142,932	223,386
75-79	242,287	94,896	147,391
80+	196,682	74,565	122,117
Total	17,816,143	8,735,112	9,081,031

2027

Age	Total	Male	Female
0-4	1,530,224	782,922	747,302
5-9	1,525,658	780,263	745,395
10-14	1,588,010	812,260	775,750
15-19	1,591,477	814,141	777,336
20-24	1,629,592	829,783	799,809
25-29	1,346,084	667,859	678,225
30-34	1,349,530	655,284	694,246
35-39	1,429,308	698,303	731,005
40-44	1,359,375	667,666	691,709
45-49	1,116,841	549,887	566,954
50-54	727,023	351,654	375,369
55-59	776,350	366,264	410,086
60-64	679,384	310,974	368,410
65-69	553,323	242,699	310,624
70-74	381,835	147,995	233,840
75-79	260,892	102,321	158,571
80+	206,719	78,180	128,539
Total	18,051,625	8,858,455	9,193,170

2029

Age	Total	Male	Female
0-4	1,493,537	764,197	729,340
5-9	1,592,622	814,604	778,018
10-14	1,544,140	789,884	754,256
15-19	1,514,331	774,097	740,234
20-24	1,691,723	864,262	827,461
25-29	1,444,338	726,557	717,781
30-34	1,285,058	624,753	660,305
35-39	1,461,048	713,209	747,839
40-44	1,333,805	651,984	681,821
45-49	1,329,639	656,126	673,513
50-54	761,921	369,948	391,973
55-59	790,302	379,116	411,186
60-64	701,182	320,101	381,081
65-69	613,772	279,413	334,359
70-74	424,622	167,829	256,793
75-79	297,350	115,973	181,377
80+	233,343	88,118	145,225
Total	18,512,733	9,100,171	9,412,562

2028

Age	Total	Male	Female
0-4	1,511,692	773,464	738,228
5-9	1,525,711	780,193	745,518
10-14	1,606,316	821,808	784,508
15-19	1,542,309	788,670	753,639
20-24	1,673,037	853,565	819,472
25-29	1,392,636	696,170	696,466
30-34	1,307,042	634,233	672,809
35-39	1,456,487	711,490	744,997
40-44	1,338,298	655,546	682,752
45-49	1,241,919	612,612	629,307
50-54	724,847	350,942	373,905
55-59	789,387	376,073	413,314
60-64	688,859	314,158	374,701
65-69	586,390	263,313	323,077
70-74	400,747	155,876	244,871
75-79	279,503	109,503	170,000
80+	218,530	82,446	136,084
Total	18,283,710	8,980,062	9,303,648

2030

Age	Total	Male	Female
0-4	1,475,230	754,849	720,381
5-9	1,567,767	801,915	765,852
10-14	1,554,643	795,229	759,414
15-19	1,515,493	774,599	740,894
20-24	1,681,208	859,558	821,650
25-29	1,502,536	759,579	742,957
30-34	1,286,361	628,402	657,959
35-39	1,439,045	701,359	737,686
40-44	1,351,877	660,097	691,780
45-49	1,370,931	675,860	695,071
50-54	846,228	412,710	433,518
55-59	774,107	372,741	401,366
60-64	719,004	330,393	388,611
65-69	634,145	290,041	344,104
70-74	454,257	184,576	269,681
75-79	313,858	121,351	192,507
80+	249,287	93,683	155,604
Total	18,735,977	9,216,942	9,519,035

2031

Age	Total	Male	Female
0-4	1,456,130	745,093	711,037
5-9	1,547,654	791,664	755,990
10-14	1,542,948	789,121	753,827
15-19	1,545,299	789,951	755,348
20-24	1,642,581	839,981	802,600
25-29	1,566,519	794,959	771,560
30-34	1,306,891	642,911	663,980
35-39	1,396,907	679,300	717,607
40-44	1,385,914	676,547	709,367
45-49	1,373,688	675,876	697,812
50-54	969,346	474,890	494,456
55-59	745,022	359,241	385,781
60-64	741,312	344,159	397,153
65-69	648,352	295,937	352,415
70-74	488,405	205,174	283,231
75-79	329,498	126,047	203,451
80+	266,491	100,436	166,055
Total	18,952,957	9,331,287	9,621,670

2032

Age	Total	Male	Female
0-4	1,435,731	734,665	701,066
5-9	1,528,494	781,896	746,598
10-14	1,524,639	779,596	745,043
15-19	1,586,581	811,294	775,287
20-24	1,589,076	812,462	776,614
25-29	1,626,591	827,757	798,834
30-34	1,343,387	666,150	677,237
35-39	1,346,385	653,354	693,031
40-44	1,424,911	695,679	729,232
45-49	1,353,204	664,032	689,172
50-54	1,109,049	545,203	563,846
55-59	718,888	346,741	372,147
60-64	762,990	358,303	404,687
65-69	658,963	299,243	359,720
70-74	524,115	227,210	296,905
75-79	345,942	131,428	214,514
80+	286,295	107,852	178,443
Total	19,165,241	9,442,865	9,722,376

2033

Age	Total	Male	Female
0-4	1,413,852	723,474	690,378
5-9	1,510,124	772,531	737,593
10-14	1,524,776	779,576	745,200
15-19	1,604,983	820,899	784,084
20-24	1,540,185	787,175	753,010
25-29	1,670,228	851,653	818,575
30-34	1,390,088	694,536	695,552
35-39	1,304,267	632,520	671,747
40-44	1,452,384	709,020	743,364
45-49	1,332,743	652,247	680,496
50-54	1,233,882	607,715	626,167
55-59	717,428	346,406	371,022
60-64	776,776	368,401	408,375
65-69	669,717	303,053	366,664
70-74	557,336	247,362	309,974
75-79	365,530	139,374	226,156
80+	306,958	115,330	191,628
Total	19,371,257	9,551,272	9,819,985

2034

Age	Total	Male	Female
0-4	678,896	1,390,343	711,447
5-9	728,770	1,492,113	763,343
10-14	777,717	1,591,728	814,011
15-19	753,884	1,542,942	789,058
20-24	739,682	1,512,430	772,748
25-29	826,645	1,689,123	862,478
30-34	716,936	1,441,925	724,989
35-39	659,367	1,282,571	623,204
40-44	746,355	1,457,268	710,913
45-49	679,795	1,328,741	648,946
50-54	670,455	1,321,643	651,188
55-59	389,267	754,798	365,531
60-64	406,723	778,551	371,828
65-69	373,654	683,145	309,491
70-74	321,913	585,268	263,355
75-79	238,659	389,684	151,025
80+	205,419	328,084	122,665
Total	9,914,137	19,570,357	9,656,220



2035

Age	Total	Male	Female
0-4	1,365,907	698,942	666,965
5-9	1,473,935	754,066	719,869
10-14	1,566,954	801,370	765,584
15-19	1,553,542	794,465	759,077
20-24	1,513,755	773,356	740,399
25-29	1,678,844	857,919	820,925
30-34	1,500,237	758,068	742,169
35-39	1,284,087	626,967	657,120
40-44	1,435,622	699,260	736,362
45-49	1,347,178	657,244	689,934
50-54	1,363,266	671,063	692,203
55-59	838,983	408,144	430,839
60-64	763,380	365,971	397,409
65-69	701,847	320,108	381,739
70-74	606,459	274,104	332,355
75-79	419,154	167,057	252,097
80+	349,591	129,751	219,840
Total	19,762,741	9,757,855	10,004,886

2036

Age	Total	Male	Female
0-4	1,341,640	686,524	655,116
5-9	1,454,951	744,373	710,578
10-14	1,546,912	791,162	755,750
15-19	1,541,952	788,423	753,529
20-24	1,543,674	788,779	754,895
25-29	1,640,465	838,499	801,966
30-34	1,564,322	793,496	770,826
35-39	1,304,771	641,555	663,216
40-44	1,393,855	677,408	716,447
45-49	1,381,485	673,821	707,664
50-54	1,366,565	671,364	695,201
55-59	961,686	469,977	491,709
60-64	735,411	353,079	382,332
65-69	724,850	334,068	390,782
70-74	621,836	280,450	341,386
75-79	452,799	186,618	266,181
80+	372,024	136,991	235,033
Total	19,949,198	9,856,587	10,092,611

2037

Age	Total	Male	Female
0-4	1,317,922	674,387	643,535
5-9	1,434,658	734,003	700,655
10-14	1,527,815	781,432	746,383
15-19	1,523,742	778,962	744,780
20-24	1,585,045	810,175	774,870
25-29	1,587,197	811,134	776,063
30-34	1,624,499	826,347	798,152
35-39	1,341,384	664,847	676,537
40-44	1,343,680	651,660	692,020
45-49	1,420,713	693,058	727,655
50-54	1,346,711	659,868	686,843
55-59	1,100,892	539,883	561,009
60-64	710,295	341,148	369,147
65-69	747,154	348,365	398,789
70-74	633,754	284,345	349,409
75-79	487,912	207,525	280,387
80+	396,370	145,266	251,104
Total	20,129,743	9,952,405	10,177,338

2038

Age	Total	Male	Female
0-4	1,294,629	662,467	632,162
5-9	1,412,873	722,866	690,007
10-14	1,509,505	772,102	737,403
15-19	1,523,949	778,987	744,962
20-24	1,603,551	819,844	783,707
25-29	1,538,510	785,978	752,532
30-34	1,668,251	850,306	817,945
35-39	1,388,176	693,272	694,904
40-44	1,301,859	630,993	670,866
45-49	1,448,422	706,511	741,911
50-54	1,326,843	648,416	678,427
55-59	1,225,397	602,092	623,305
60-64	709,526	341,184	368,342
65-69	761,636	358,684	402,952
70-74	645,753	288,714	357,039
75-79	520,775	226,745	294,030
80+	423,927	155,713	268,214
Total	20,303,582	10,044,874	10,258,708

2039

Age	Total	Male	Female
0-4	1,270,779	650,263	620,516
5-9	1,389,452	710,886	678,566
10-14	1,491,547	762,949	728,598
15-19	1,590,913	813,422	777,491
20-24	1,541,660	788,104	753,556
25-29	1,510,917	771,656	739,261
30-34	1,687,279	861,206	826,073
35-39	1,440,095	723,762	716,333
40-44	1,280,395	621,802	658,593
45-49	1,453,574	708,540	745,034
50-54	1,323,315	645,377	677,938
55-59	1,313,120	645,455	667,665
60-64	747,159	360,400	386,759
65-69	764,254	362,464	401,790
70-74	660,247	295,574	364,673
75-79	548,775	242,180	306,595
80+	455,347	168,923	286,424
Total	20,468,828	10,132,963	10,335,865

2040

Age	Total	Male	Female
0-4	1,246,237	637,705	608,532
5-9	1,365,095	698,425	666,670
10-14	1,473,414	753,699	719,715
15-19	1,566,213	800,829	765,384
20-24	1,552,348	793,568	758,780
25-29	1,512,356	772,334	740,022
30-34	1,677,152	856,738	820,414
35-39	1,498,479	756,871	741,608
40-44	1,282,078	625,652	656,426
45-49	1,432,240	697,056	735,184
50-54	1,342,088	653,851	688,237
55-59	1,355,023	665,438	689,585
60-64	831,143	402,787	428,356
65-69	750,149	357,149	393,000
70-74	679,750	306,408	373,342
75-79	570,563	252,839	317,724
80+	490,896	185,111	305,785
Total	20,625,224	10,216,460	10,408,764

2041

Age	Total	Male	Female
0-4	1,221,397	624,994	596,403
5-9	1,340,900	686,046	654,854
10-14	1,454,472	744,033	710,439
15-19	1,546,233	790,660	755,573
20-24	1,540,857	787,592	753,265
25-29	1,542,355	787,804	754,551
30-34	1,638,936	837,420	801,516
35-39	1,562,624	792,323	770,301
40-44	1,302,877	640,291	662,586
45-49	1,390,804	675,393	715,411
50-54	1,376,639	670,542	706,097
55-59	1,358,822	666,006	692,816
60-64	953,303	464,147	489,156
65-69	723,399	344,938	378,461
70-74	703,340	320,422	382,918
75-79	586,963	259,471	327,492
80+	529,770	203,625	326,145
Total	20,773,691	10,295,707	10,477,984

2042

Age	Total	Male	Female
0-4	1,196,036	612,017	584,019
5-9	1,317,243	673,943	643,300
10-14	1,434,217	733,684	700,533
15-19	1,527,191	780,967	746,224
20-24	1,522,741	778,194	744,547
25-29	1,583,786	809,233	774,553
30-34	1,585,827	810,155	775,672
35-39	1,622,864	825,201	797,663
40-44	1,339,573	663,615	675,958
45-49	1,340,945	649,827	691,118
50-54	1,416,060	689,859	726,201
55-59	1,339,573	654,861	684,712
60-64	1,091,849	533,482	558,367
65-69	699,425	333,661	365,764
70-74	726,156	334,715	391,441
75-79	600,134	263,854	336,280
80+	570,333	223,203	347,130
Total	20,913,953	10,370,471	10,543,482

## 2043

Age	Total	Male	Female
0-4	1,170,442	598,918	571,524
5-9	1,294,004	662,055	631,949
10-14	1,412,467	722,569	689,898
15-19	1,508,928	771,666	737,262
20-24	1,523,016	778,263	744,753
25-29	1,602,369	818,949	783,420
30-34	1,537,276	785,085	752,191
35-39	1,666,686	849,193	817,493
40-44	1,386,430	692,060	694,370
45-49	1,299,392	629,313	670,079
50-54	1,443,976	703,404	740,572
55-59	1,320,271	643,742	676,529
60-64	1,215,858	595,222	620,636
65-69	699,425	334,107	365,318
70-74	741,268	345,131	396,137
75-79	613,349	268,682	344,667
80+	610,585	242,273	368,312
Total	21,045,742	10,440,632	10,605,110

## 2045

Age	Total	Male	Female
0-4	1,121,834	574,040	547,794
5-9	1,245,712	637,348	608,364
10-14	1,364,750	698,167	666,583
15-19	1,472,918	753,315	719,603
20-24	1,565,369	800,158	765,211
25-29	1,551,350	792,794	758,556
30-34	1,511,305	771,551	739,754
35-39	1,675,774	855,730	820,044
40-44	1,496,829	755,680	741,149
45-49	1,279,962	624,157	655,805
50-54	1,428,343	694,241	734,102
55-59	1,336,261	649,579	686,682
60-64	1,345,483	658,347	687,136
65-69	820,926	395,353	425,573
70-74	731,831	344,451	387,380
75-79	649,031	286,663	362,368
80+	685,740	275,593	410,147
Total	21,283,418	10,567,167	10,716,251

## 2044

Age	Total	Male	Female
0-4	1,145,807	586,310	559,497
5-9	1,270,206	649,880	620,326
10-14	1,389,080	710,610	678,470
15-19	1,491,014	762,541	728,473
20-24	1,589,998	812,704	777,294
25-29	1,540,599	787,291	753,308
30-34	1,509,788	770,827	738,961
35-39	1,685,801	860,140	825,661
40-44	1,438,402	722,564	715,838
45-49	1,278,135	620,235	657,900
50-54	1,449,375	705,558	743,817
55-59	1,317,185	640,952	676,233
60-64	1,303,401	638,341	665,060
65-69	737,306	353,368	383,938
70-74	744,736	349,194	395,542
75-79	628,853	275,824	353,029
80+	389,369	259,820	389,369
Total	20,909,055	10,506,159	10,662,716

## 2046

Age	Total	Male	Female
0-4	1,097,245	561,456	535,789
5-9	1,220,912	624,660	596,252
10-14	1,340,582	685,804	654,778
15-19	1,454,014	743,674	710,340
20-24	1,545,447	790,028	755,419
25-29	1,539,930	786,862	753,068
30-34	1,541,348	787,045	754,303
35-39	1,637,675	836,484	801,191
40-44	1,561,008	791,136	769,872
45-49	1,300,856	638,832	662,024
50-54	1,387,231	672,775	714,456
55-59	1,371,007	666,348	704,659
60-64	1,349,730	659,149	690,581
65-69	942,230	455,941	486,289
70-74	706,517	333,034	373,483
75-79	672,990	300,448	372,542
80+	720,749	290,103	430,646
Total	21,389,471	10,623,779	10,765,692

2047

Age	Total	Male	Female
0-4	1,072,024	548,549	523,475
5-9	1,195,587	611,704	583,883
10-14	1,316,948	673,716	643,232
15-19	1,433,789	733,344	700,445
20-24	1,526,461	780,374	746,087
25-29	1,521,874	777,504	744,370
30-34	1,582,819	808,492	774,327
35-39	1,584,679	809,293	775,386
40-44	1,621,275	824,015	797,260
45-49	1,337,608	662,168	675,440
50-54	1,337,691	647,409	690,282
55-59	1,410,564	685,707	724,857
60-64	1,331,064	648,360	682,704
65-69	1,079,697	524,332	555,365
70-74	683,890	322,536	361,354
75-79	696,034	314,427	381,607
80+	754,986	304,079	450,907
Total	21,486,990	10,676,009	10,810,981

2048

Age	Total	Male	Female
0-4	1,046,386	535,431	510,955
5-9	1,170,026	598,623	571,403
10-14	1,293,731	661,843	631,888
15-19	1,412,065	722,248	689,817
20-24	1,508,242	771,103	737,139
25-29	1,522,202	777,605	744,597
30-34	1,601,441	818,232	783,209
35-39	1,536,226	784,285	751,941
40-44	1,665,137	848,022	817,115
45-49	1,384,495	690,609	693,886
50-54	1,296,408	627,066	669,342
55-59	1,438,630	699,309	739,321
60-64	1,312,306	637,585	674,721
65-69	1,202,782	585,239	617,543
70-74	684,728	323,425	361,303
75-79	711,526	324,677	386,849
80+	789,671	318,558	471,113
Total	21,576,002	10,723,860	10,852,142

2049

Age	Total	Male	Female
0-4	1,020,835	522,358	498,477
5-9	1,145,422	586,034	559,388
10-14	1,269,949	649,677	620,272
15-19	1,388,702	710,305	678,397
20-24	1,490,373	762,009	728,364
25-29	1,589,187	812,045	777,142
30-34	1,539,750	786,627	753,123
35-39	1,508,813	770,076	738,737
40-44	1,684,309	858,997	825,312
45-49	1,436,487	721,106	715,381
50-54	1,275,346	618,106	657,240
55-59	1,444,233	701,572	742,661
60-64	1,309,627	635,045	674,582
65-69	1,289,791	627,826	661,965
70-74	722,688	342,582	380,106
75-79	715,700	328,869	386,831
80+	825,422	334,116	491,306
Total	21,656,634	10,767,350	10,889,284

2050

Age	Total	Male	Female
0-4	995,258	509,273	485,985
5-9	1,121,476	573,780	547,696
10-14	1,245,469	637,155	608,314
15-19	1,364,398	697,878	666,520
20-24	1,472,309	752,808	719,501
25-29	1,564,610	799,534	765,076
30-34	1,550,539	792,153	758,386
35-39	1,510,375	770,827	739,548
40-44	1,674,355	854,630	819,725
45-49	1,494,921	754,207	740,714
50-54	1,277,300	622,097	655,203
55-59	1,423,470	690,423	733,047
60-64	1,328,936	643,793	685,143
65-69	1,331,836	647,696	684,140
70-74	805,464	383,770	421,694
75-79	704,041	324,713	379,328
80+	863,689	351,458	512,231
Total	21,728,446	10,806,195	10,922,251

## **Appendix B**

**Projected total population by single years and sex, 2019-2050**



2019

Age	Total	Male	Female	Age	Total	Male	Female
0	311,246	159,377	151,869	40	193,202	94,914	98,288
1	314,325	160,932	153,393	41	161,437	78,811	82,625
2	312,672	160,041	152,631	42	140,832	68,332	72,500
3	308,145	157,668	150,477	43	136,511	66,075	70,436
4	302,597	154,774	147,823	44	144,074	69,802	74,272
5	297,999	152,381	145,617	45	155,333	75,425	79,908
6	296,206	151,453	144,753	46	163,340	79,348	83,992
7	298,730	152,772	145,958	47	167,901	81,325	86,577
8	306,505	156,819	149,687	48	166,408	79,974	86,434
9	318,743	163,175	155,568	49	160,508	76,228	84,280
10	332,815	170,460	162,355	50	153,930	71,983	81,947
11	344,482	176,452	168,030	51	149,166	68,756	80,410
12	348,817	178,571	170,246	52	145,294	66,377	78,916
13	342,846	175,255	167,591	53	142,923	65,317	77,606
14	329,344	167,947	161,397	54	141,464	65,093	76,372
15	314,056	159,725	154,332	55	140,340	65,265	75,075
16	300,770	152,495	148,275	56	138,256	64,766	73,490
17	288,487	145,582	142,906	57	134,259	62,764	71,495
18	278,476	139,587	138,888	58	127,673	58,687	68,986
19	270,689	134,582	136,107	59	119,272	53,177	66,095
20	261,834	128,946	132,887	60	110,064	47,074	62,990
21	253,631	123,754	129,877	61	101,476	41,562	59,914
22	251,561	121,990	129,571	62	94,265	37,262	57,003
23	257,540	124,752	132,789	63	89,147	34,763	54,384
24	269,026	130,645	138,381	64	85,557	33,592	51,965
25	283,517	138,188	145,329	65	82,446	32,832	49,614
26	295,860	144,611	151,249	66	78,882	31,736	47,147
27	302,186	147,973	154,214	67	74,817	30,328	44,490
28	299,644	146,774	152,871	68	69,909	28,343	41,566
29	290,747	142,314	148,433	69	64,440	25,965	38,475
30	278,392	136,120	142,272	70	59,136	23,661	35,475
31	267,888	130,930	136,958	71	54,296	21,650	32,646
32	262,550	128,417	134,133	72	49,575	19,724	29,851
33	264,985	129,913	135,072	73	45,017	17,915	27,102
34	272,162	133,857	138,305	74	40,744	16,251	24,493
35	282,504	139,419	143,084	75	36,906	14,761	22,145
36	288,593	142,796	145,797	76	33,643	13,471	20,172
37	283,174	140,279	142,895	77	31,073	12,413	18,661
38	261,945	129,663	132,282	78	29,290	11,614	17,675
39	229,978	113,530	116,448	79	28,360	11,107	17,253
				80+	161,834	60,272	101,562
				Total	16,078,666	7,823,634	8,255,032

2020

Age	Total	Male	Female	Age	Total	Male	Female
0	319,310	163,666	155,645	40	210,058	103,342	106,716
1	317,325	162,489	154,836	41	181,439	88,893	92,546
2	312,952	160,125	152,826	42	161,134	78,635	82,499
3	307,453	157,221	150,232	43	153,227	74,642	78,585
4	302,092	154,423	147,669	44	154,544	75,289	79,255
5	298,218	152,422	145,796	45	158,337	77,220	81,117
6	297,095	151,865	145,230	46	160,015	78,017	81,998
7	299,726	153,264	146,462	47	160,839	78,149	82,690
8	306,689	156,909	149,780	48	159,425	76,846	82,579
9	317,269	162,420	154,849	49	156,381	74,522	81,859
10	329,377	168,701	160,676	50	153,509	72,126	81,383
11	339,722	174,036	165,686	51	151,637	70,339	81,299
12	344,495	176,435	168,060	52	149,771	68,938	80,833
13	341,351	174,672	166,679	53	147,890	68,073	79,816
14	332,239	169,750	162,489	54	145,826	67,485	78,341
15	322,141	164,330	157,811	55	143,898	67,164	76,734
16	313,134	159,416	153,718	56	141,470	66,414	75,056
17	302,876	153,631	149,246	57	137,446	64,398	73,048
18	291,682	147,074	144,608	58	131,342	60,670	70,672
19	280,383	140,272	140,111	59	123,754	55,742	68,012
20	267,388	132,515	134,873	60	115,470	50,324	65,146
21	255,715	125,535	130,181	61	107,559	45,324	62,235
22	250,745	122,218	128,527	62	100,570	41,158	59,412
23	254,868	123,894	130,974	63	95,043	38,271	56,772
24	265,371	129,101	136,270	64	90,597	36,343	54,254
25	278,866	135,926	142,940	65	86,440	34,678	51,761
26	290,213	141,647	148,566	66	81,979	32,812	49,167
27	296,483	144,843	151,640	67	77,329	30,903	46,426
28	295,064	144,162	150,902	68	72,312	28,824	43,488
29	288,149	140,720	147,429	69	67,075	26,648	40,427
30	278,283	135,824	142,459	70	62,082	24,613	37,469
31	270,162	131,866	138,296	71	57,421	22,778	34,642
32	266,692	130,312	136,380	72	52,756	20,973	31,782
33	270,147	132,313	137,834	73	48,056	19,180	28,876
34	277,759	136,448	141,310	74	43,490	17,448	26,042
35	288,038	141,952	146,085	75	39,297	15,852	23,445
36	294,307	145,412	148,895	76	35,690	14,459	21,232
37	290,054	143,498	146,556	77	32,827	13,313	19,514
38	271,389	134,218	137,171	78	30,800	12,440	18,360
39	242,765	119,836	122,929	79	29,643	11,844	17,800
				80+	161,723	59,543	102,180
				Total	16,338,087	7,959,992	8,378,095



2021

Age	Total	Male	Female	Age	Total	Male	Female
0	315,773	161,885	153,887	40	230,166	113,387	116,779
1	311,922	159,688	152,234	41	210,006	103,299	106,706
2	308,635	157,856	150,780	42	192,688	94,622	98,066
3	306,125	156,486	149,639	43	180,049	88,283	91,765
4	304,605	155,677	148,928	44	171,247	83,845	87,403
5	304,316	155,541	148,775	45	162,770	79,585	83,185
6	305,470	156,174	149,296	46	154,306	75,273	79,033
7	308,204	157,636	150,568	47	149,114	72,414	76,700
8	312,524	159,918	152,606	48	147,866	71,289	76,577
9	318,048	162,812	155,236	49	149,460	71,427	78,033
10	323,979	165,899	158,080	50	152,547	72,198	80,349
11	329,157	168,573	160,585	51	155,187	72,815	82,371
12	332,268	170,147	162,121	52	156,217	72,880	83,338
13	332,435	170,162	162,273	53	154,575	71,969	82,606
14	330,082	168,823	161,259	54	150,854	70,268	80,586
15	327,939	167,600	160,339	55	146,842	68,534	78,308
16	325,379	166,096	159,284	56	143,159	66,851	76,307
17	318,993	162,403	156,590	57	138,698	64,529	74,169
18	307,826	155,971	151,855	58	133,405	61,427	71,979
19	293,672	147,806	145,866	59	127,475	57,752	69,723
20	277,411	138,491	138,920	60	121,143	53,836	67,307
21	263,131	130,264	132,867	61	114,715	49,996	64,720
22	255,053	125,340	129,713	62	108,382	46,312	62,070
23	255,718	125,092	130,626	63	102,327	42,940	59,388
24	262,721	128,259	134,462	64	96,517	39,845	56,672
25	271,989	132,626	139,363	65	90,671	36,756	53,915
26	279,561	136,153	143,407	66	84,820	33,718	51,101
27	284,670	138,572	146,098	67	79,313	31,076	48,237
28	285,655	139,057	146,597	68	74,258	28,934	45,324
29	283,617	138,136	145,481	69	69,565	27,177	42,388
30	280,087	136,533	143,554	70	65,272	25,689	39,583
31	277,434	135,402	142,032	71	61,079	24,231	36,848
32	276,767	135,294	141,473	72	56,608	22,631	33,977
33	279,095	136,696	142,399	73	51,680	20,763	30,917
34	282,937	138,859	144,077	74	46,580	18,755	27,824
35	287,851	141,579	146,272	75	41,753	16,822	24,931
36	290,111	142,967	147,144	76	37,588	15,147	22,441
37	285,646	140,938	144,709	77	34,344	13,844	20,500
38	272,166	134,320	137,845	78	32,129	12,943	19,186
39	252,253	124,420	127,833	79	30,910	12,400	18,511
				80+	164,579	60,839	103,740
				Total	16,592,089	8,093,453	8,498,636

2022

Age	Total	Male	Female	Age	Total	Male	Female
0	307,695	157,694	150,001	40	250,868	123,702	127,166
1	303,603	155,364	148,239	41	241,735	119,278	122,457
2	303,085	154,963	148,121	42	228,942	112,953	115,989
3	305,159	155,970	149,189	43	211,566	104,246	107,320
4	308,847	157,862	150,985	44	191,517	94,122	97,394
5	313,122	160,093	153,029	45	169,326	82,904	86,422
6	317,004	162,141	154,863	46	149,613	72,894	76,719
7	319,650	163,556	156,094	47	137,586	66,634	70,952
8	320,440	164,005	156,434	48	136,200	65,587	70,614
9	319,431	163,510	155,921	49	142,503	68,307	74,196
10	317,405	162,472	154,933	50	151,674	72,414	79,260
11	315,773	161,623	154,149	51	158,798	75,510	83,287
12	316,217	161,837	154,380	52	162,641	77,026	85,615
13	319,654	163,586	156,068	53	161,053	75,921	85,132
14	324,742	166,158	158,584	54	155,432	72,871	82,561
15	331,313	169,493	161,820	55	149,072	69,451	79,620
16	335,809	171,690	164,119	56	143,947	66,630	77,316
17	334,127	170,524	163,603	57	139,016	63,936	75,080
18	324,046	164,800	159,247	58	134,708	61,587	73,121
19	308,190	155,928	152,262	59	130,755	59,432	71,323
20	290,068	145,851	144,217	60	126,761	57,340	69,421
21	274,415	137,075	137,340	61	122,152	54,929	67,223
22	263,612	130,783	132,829	62	116,688	51,901	64,786
23	260,032	128,217	131,814	63	110,134	48,068	62,066
24	261,942	128,512	133,430	64	102,853	43,720	59,133
25	264,942	129,353	135,589	65	95,175	39,094	56,081
26	267,004	129,781	137,223	66	87,830	34,801	53,029
27	270,087	130,963	139,124	67	81,403	31,366	50,037
28	273,880	132,810	141,070	68	76,314	29,146	47,168
29	277,995	135,053	142,941	69	72,216	27,825	44,390
30	282,538	137,622	144,916	70	68,685	26,908	41,777
31	286,689	139,989	146,701	71	64,997	25,833	39,164
32	289,138	141,476	147,661	72	60,734	24,425	36,309
33	289,176	141,680	147,496	73	55,553	22,441	33,112
34	287,112	140,776	146,336	74	49,869	20,097	29,772
35	284,030	139,364	144,666	75	44,356	17,766	26,589
36	280,217	137,623	142,595	76	39,595	15,766	23,829
37	274,849	135,117	139,732	77	35,957	14,287	21,670
38	267,805	131,790	136,015	78	33,569	13,369	20,200
39	259,209	127,688	131,521	79	32,330	12,918	19,412
				80+	169,159	63,127	106,032
				Total	16,843,333	8,225,325	8,618,008

2023

Age	Total	Male	Female	Age	Total	Male	Female
0	307,826	157,697	150,128	40	268,585	132,471	136,114
1	301,719	154,348	147,371	41	269,080	132,983	136,097
2	301,540	154,145	147,396	42	260,642	128,911	131,730
3	305,463	156,126	149,337	43	240,081	118,617	121,464
4	311,661	159,332	152,329	44	211,491	104,181	107,310
5	318,214	162,751	155,463	45	178,862	87,666	91,196
6	323,296	165,422	157,873	46	150,570	73,314	77,257
7	325,364	166,533	158,831	47	132,941	64,282	68,659
8	323,350	165,519	157,831	48	130,587	62,896	67,691
9	317,608	162,556	155,051	49	139,307	67,042	72,265
10	310,005	158,615	151,390	50	151,742	73,058	78,684
11	303,737	155,357	148,380	51	161,052	77,471	83,581
12	302,567	154,741	147,826	52	166,285	79,732	86,554
13	308,647	157,885	150,763	53	164,674	78,423	86,251
14	319,395	163,432	155,963	54	158,049	74,519	83,530
15	332,476	170,171	162,304	55	150,498	70,053	80,445
16	342,374	175,203	167,171	56	144,756	66,556	78,200
17	344,717	176,206	168,511	57	139,855	63,746	76,109
18	336,464	171,574	164,890	58	136,495	62,079	74,417
19	320,653	162,907	157,746	59	134,104	61,143	72,961
20	302,686	153,118	149,569	60	131,943	60,505	71,439
21	287,277	144,637	142,640	61	128,833	59,269	69,564
22	274,889	137,589	137,300	62	124,138	56,821	67,317
23	267,456	132,951	134,505	63	117,309	52,709	64,601
24	264,082	130,327	133,755	64	109,003	47,466	61,537
25	260,587	127,585	133,001	65	100,022	41,732	58,291
26	256,992	124,890	132,103	66	91,606	36,528	55,077
27	257,564	124,609	132,955	67	84,478	32,477	52,000
28	263,294	127,355	135,939	68	79,277	30,110	49,167
29	272,450	132,150	140,300	69	75,487	28,981	46,506
30	283,700	138,134	145,566	70	72,358	28,332	44,026
31	293,425	143,319	150,106	71	68,890	27,399	41,491
32	298,400	146,068	152,332	72	64,670	26,031	38,639
33	296,470	145,229	151,241	73	59,258	23,921	35,337
34	289,448	141,752	147,696	74	53,145	21,335	31,810
35	279,703	136,903	142,801	75	47,140	18,733	28,407
36	270,913	132,598	138,315	76	41,940	16,509	25,431
37	265,004	129,802	135,202	77	37,980	14,895	23,085
38	263,694	129,398	134,296	78	35,399	13,939	21,460
39	265,017	130,364	134,653	79	34,053	13,515	20,538
				80+	174,751	65,797	108,954
				Total	17,091,464	8,355,443	8,736,021

2024

Age	Total	Male	Female	Age	Total	Male	Female
0	340,878	174,671	166,206	40	280,841	138,441	142,400
1	323,492	165,533	157,958	41	286,796	141,747	145,049
2	313,427	160,259	153,168	42	281,328	139,211	142,117
3	308,928	157,921	151,007	43	260,169	128,644	131,525
4	308,239	157,593	150,646	44	228,350	112,605	115,745
5	309,523	158,307	151,217	45	191,756	94,104	97,652
6	311,025	159,135	151,890	46	160,122	78,087	82,035
7	311,236	159,280	151,955	47	139,545	67,630	71,915
8	309,058	158,164	150,894	48	135,101	65,305	69,796
9	304,628	155,853	148,775	49	142,432	68,897	73,534
10	299,399	153,109	146,290	50	153,415	74,360	79,055
11	295,974	151,298	144,676	51	161,168	78,137	83,031
12	297,451	152,045	145,406	52	165,507	79,990	85,517
13	305,529	156,242	149,287	53	163,850	78,557	85,293
14	317,795	162,615	155,181	54	157,827	74,756	83,071
15	332,305	170,129	162,176	55	151,130	70,467	80,664
16	343,903	176,077	167,826	56	146,220	67,178	79,042
17	348,169	178,149	170,020	57	142,166	64,707	77,459
18	342,136	174,788	167,348	58	139,564	63,511	76,053
19	328,578	167,438	161,140	59	137,839	63,121	74,718
20	313,227	159,168	154,059	60	136,425	63,110	73,315
21	299,876	151,891	147,985	61	134,063	62,447	71,616
22	287,546	144,947	142,600	62	129,831	60,334	69,497
23	277,511	138,942	138,569	63	123,073	56,223	66,850
24	269,717	133,941	135,776	64	114,541	50,730	63,811
25	260,863	128,317	132,546	65	105,225	44,669	60,556
26	252,656	123,132	129,524	66	96,501	39,177	57,324
27	250,564	121,362	129,202	67	89,077	34,841	54,237
28	256,494	124,100	132,394	68	83,641	32,226	51,415
29	267,913	129,955	137,957	69	79,659	30,882	48,777
30	282,326	137,455	144,870	70	76,305	29,995	46,310
31	294,601	143,841	150,760	71	72,570	28,809	43,761
32	300,881	147,178	153,703	72	68,119	27,247	40,871
33	298,327	145,973	152,355	73	62,527	25,024	37,503
34	289,440	141,519	147,921	74	56,269	22,385	33,885
35	277,113	135,340	141,773	75	50,125	19,756	30,369
36	266,625	130,160	136,465	76	44,766	17,501	27,265
37	261,261	127,634	133,627	77	40,611	15,832	24,779
38	263,608	129,084	134,524	78	37,795	14,795	23,000
39	270,658	132,962	137,696	79	36,182	14,274	21,908
				80+	180,994	68,535	112,459
				Total	17,336,307	8,483,754	8,852,553

2025

Age	Total	Male	Female	Age	Total	Male	Female
0	328,291	168,203	160,089	40	286,499	141,047	145,452
1	315,815	161,602	154,213	41	292,641	144,439	148,201
2	309,450	158,235	151,215	42	288,331	142,500	145,832
3	307,611	157,264	150,347	43	269,708	133,252	136,456
4	308,713	157,852	150,860	44	241,191	118,940	122,252
5	311,089	159,119	151,970	45	208,615	102,529	106,085
6	313,156	160,228	152,929	46	180,089	88,143	91,946
7	313,562	160,463	153,099	47	159,805	77,902	81,903
8	311,345	159,317	152,028	48	151,815	73,862	77,953
9	306,719	156,898	149,821	49	152,970	74,414	78,557
10	301,148	153,974	147,174	50	156,573	76,231	80,342
11	297,189	151,888	145,301	51	158,069	76,920	81,148
12	297,871	152,232	145,640	52	158,717	76,954	81,763
13	304,891	155,895	148,996	53	157,147	75,571	81,576
14	316,038	161,712	154,327	54	153,958	73,179	80,780
15	328,918	168,402	160,516	55	150,937	70,718	80,220
16	339,202	173,697	165,505	56	148,897	68,853	80,044
17	343,911	176,053	167,858	57	146,836	67,350	79,486
18	340,703	174,244	166,459	58	144,729	66,351	78,378
19	331,529	169,276	162,254	59	142,417	65,608	76,809
20	321,363	163,804	157,559	60	140,221	65,117	75,104
21	312,288	158,841	153,446	61	137,528	64,210	73,318
22	301,984	153,025	148,959	62	133,269	62,078	71,191
23	290,772	146,461	144,311	63	126,971	58,292	68,679
24	279,477	139,670	139,807	64	119,215	53,344	65,871
25	266,495	131,931	134,564	65	110,778	47,924	62,854
26	254,828	124,964	129,864	66	102,693	42,906	59,786
27	249,846	121,648	128,198	67	95,477	38,691	56,786
28	253,931	123,307	130,625	68	89,651	35,705	53,946
29	264,378	128,485	135,894	69	84,858	33,646	51,212
30	277,808	135,274	142,534	70	80,505	31,899	48,606
31	289,097	140,965	148,132	71	75,909	29,978	45,931
32	295,326	144,139	151,188	72	70,889	27,937	42,952
33	293,893	143,450	150,443	73	65,180	25,622	39,558
34	286,980	140,009	146,971	74	59,124	23,170	35,953
35	277,131	135,122	142,009	75	53,271	20,822	32,449
36	269,014	131,167	137,848	76	48,098	18,778	29,319
37	265,511	129,595	135,916	77	43,911	17,162	26,749
38	268,879	131,550	137,329	78	40,822	15,999	24,823
39	276,369	135,622	140,747	79	38,759	15,230	23,530
				80+	188,168	71,397	116,771
				Total	17,577,760	8,610,248	8,967,512

2026

Age	Total	Male	Female	Age	Total	Male	Female
0	317,921	162,863	155,058	40	286,458	140,758	145,701
1	311,172	159,235	151,937	41	288,620	142,096	146,525
2	307,545	157,285	150,260	42	284,098	140,039	144,059
3	306,285	156,608	149,677	43	270,614	133,427	137,187
4	306,640	156,799	149,841	44	250,736	123,553	127,183
5	307,819	157,434	150,385	45	228,692	112,553	116,139
6	309,071	158,107	150,963	46	208,553	102,484	106,069
7	309,748	158,473	151,275	47	191,234	93,811	97,424
8	309,383	158,278	151,105	48	178,561	87,452	91,109
9	308,046	157,558	150,488	49	169,695	82,973	86,722
10	306,376	156,654	149,722	50	161,144	78,666	82,478
11	305,513	156,174	149,339	51	152,597	74,303	78,294
12	306,812	156,840	149,972	52	147,288	71,377	75,911
13	311,021	159,053	151,968	53	145,884	70,169	75,715
14	317,100	162,252	154,848	54	147,289	70,208	77,081
15	323,569	165,631	157,938	55	150,168	70,874	79,294
16	328,699	168,273	160,426	56	152,595	71,383	81,212
17	331,752	169,808	161,943	57	153,411	71,332	82,079
18	331,854	169,777	162,077	58	151,560	70,300	81,260
19	329,431	168,386	161,045	59	147,634	68,473	79,160
20	327,210	167,105	160,105	60	143,408	66,610	76,798
21	324,576	165,547	159,029	61	139,502	64,801	74,701
22	318,139	161,821	156,318	62	134,813	62,364	72,448
23	306,957	155,382	151,575	63	129,288	59,165	70,123
24	292,812	147,230	145,581	64	123,122	55,407	67,715
25	276,568	137,936	138,633	65	116,551	51,411	65,140
26	262,299	129,723	132,575	66	109,879	47,489	62,390
27	254,219	124,806	129,413	67	103,292	43,730	59,562
28	254,861	124,551	130,310	68	96,970	40,286	56,685
29	261,827	127,700	134,127	69	90,885	37,122	53,763
30	271,052	132,046	139,005	70	84,935	34,030	50,905
31	278,584	135,556	143,028	71	79,020	31,000	48,019
32	283,661	137,958	145,703	72	73,172	28,258	44,914
33	284,624	138,431	146,192	73	67,391	25,863	41,528
34	282,570	137,499	145,070	74	61,801	23,781	38,020
35	279,030	135,888	143,142	75	56,570	21,945	34,625
36	276,360	134,746	141,614	76	51,850	20,298	31,552
37	275,652	134,615	141,037	77	47,759	18,811	28,948
38	277,906	135,979	141,927	78	44,374	17,487	26,887
39	281,654	138,095	143,559	79	41,734	16,355	25,379
				80+	196,682	74,565	122,117
				Total	17,816,143	8,735,112	9,081,031

2027

Age	Total	Male	Female	Age	Total	Male	Female
0	307,642	157,562	150,080	40	282,793	138,633	144,160
1	307,318	157,275	150,043	41	278,921	136,863	142,058
2	306,345	156,702	149,644	42	273,497	134,331	139,166
3	305,073	156,012	149,061	43	266,403	130,981	135,422
4	303,846	155,372	148,474	44	257,761	126,858	130,904
5	303,035	154,962	148,073	45	249,364	122,844	126,519
6	302,987	154,950	148,037	46	240,174	118,393	121,781
7	303,982	155,471	148,511	47	227,352	112,054	115,298
8	306,193	156,606	149,587	48	209,986	103,352	106,633
9	309,461	158,273	151,188	49	189,966	93,244	96,723
10	313,279	160,217	153,062	50	167,818	82,047	85,771
11	316,831	162,029	154,802	51	148,118	72,042	76,076
12	319,170	163,236	155,934	52	136,032	65,748	70,284
13	319,722	163,551	156,171	53	134,491	64,613	69,878
14	319,009	163,228	155,781	54	140,564	67,205	73,360
15	317,042	162,234	154,808	55	149,472	71,166	78,306
16	315,375	161,362	154,012	56	156,340	74,122	82,218
17	315,769	161,542	154,227	57	159,954	75,510	84,443
18	319,140	163,243	155,897	58	158,181	74,301	83,879
19	324,152	165,759	158,392	59	152,404	71,164	81,240
20	330,636	169,031	161,604	60	145,892	67,663	78,229
21	335,052	171,171	163,880	61	140,590	64,751	75,839
22	333,316	169,968	163,347	62	135,442	61,947	73,495
23	323,218	164,235	158,982	63	130,862	59,461	71,401
24	307,371	155,376	151,995	64	126,598	57,152	69,446
25	289,267	145,318	143,948	65	122,271	54,894	67,377
26	273,624	136,556	137,068	66	117,340	52,331	65,009
27	262,825	130,274	132,552	67	111,590	49,196	62,394
28	259,238	127,710	131,527	68	104,801	45,316	59,486
29	261,131	128,001	133,130	69	97,320	40,963	56,358
30	264,113	128,838	135,275	70	89,635	36,415	53,220
31	266,159	129,263	136,896	71	82,303	32,196	50,106
32	269,218	130,435	138,784	72	75,564	28,692	46,872
33	272,981	132,264	140,717	73	69,708	26,198	43,510
34	277,059	134,485	142,574	74	64,625	24,494	40,131
35	281,564	137,027	144,536	75	60,070	23,188	36,883
36	285,674	139,368	146,306	76	55,846	21,946	33,901
37	288,075	140,829	147,246	77	51,868	20,580	31,287
38	288,059	141,005	147,054	78	48,176	19,068	29,108
39	285,936	140,073	145,862	79	44,932	17,540	27,392
				80+	206,719	78,180	128,539
				Total	18,051,625	8,858,455	9,193,170

2028

Age	Total	Male	Female	Age	Total	Male	Female
0	295,929	151,520	144,409	40	278,609	136,253	142,355
1	302,055	154,588	147,467	41	269,788	131,937	137,851
2	304,741	155,909	148,832	42	263,825	129,115	134,710
3	305,024	156,014	149,010	43	262,429	128,666	133,764
4	303,943	155,433	148,510	44	263,647	129,575	134,072
5	302,592	154,726	147,867	45	267,085	131,610	135,475
6	302,010	154,422	147,587	46	267,464	132,059	135,405
7	303,068	154,969	148,099	47	258,973	127,959	131,015
8	306,366	156,670	149,696	48	238,448	117,685	120,763
9	311,675	159,407	152,269	49	209,948	103,299	106,649
10	317,888	162,608	155,279	50	177,435	86,850	90,585
11	323,123	165,309	157,815	51	149,218	72,540	76,678
12	325,173	166,372	158,801	52	131,572	63,497	68,075
13	322,762	165,142	157,620	53	129,072	62,025	67,047
14	317,370	162,377	154,993	54	137,551	66,030	71,521
15	309,685	158,405	151,281	55	149,701	71,880	77,820
16	303,392	155,130	148,262	56	158,743	76,139	82,603
17	302,178	154,484	147,694	57	163,747	78,271	85,476
18	308,193	157,581	150,612	58	161,972	76,874	85,098
19	318,861	163,070	155,791	59	155,225	72,908	82,316
20	331,853	169,745	162,108	60	147,565	68,396	79,170
21	341,669	174,718	166,951	61	141,678	64,833	76,846
22	343,955	175,682	168,274	62	136,566	61,914	74,651
23	335,682	171,039	164,643	63	132,903	60,079	72,825
24	319,878	162,382	157,496	64	130,146	58,936	71,210
25	301,924	152,607	149,317	65	127,585	58,067	69,518
26	286,521	144,137	142,384	66	124,096	56,625	67,471
27	274,140	137,100	137,040	67	119,087	54,042	65,045
28	266,712	132,472	134,240	68	112,041	49,894	62,147
29	263,339	129,855	133,484	69	103,581	44,685	58,896
30	259,848	127,124	132,725	70	94,656	39,080	55,576
31	256,256	124,437	131,819	71	86,300	33,992	52,308
32	256,814	124,152	132,661	72	78,876	29,890	48,986
33	262,509	126,879	135,631	73	72,877	27,232	45,645
34	271,615	131,642	139,974	74	68,039	25,682	42,357
35	282,806	137,588	145,219	75	63,840	24,630	39,209
36	292,474	142,737	149,737	76	59,847	23,564	36,284
37	297,399	145,457	151,942	77	55,843	22,192	33,651
38	295,430	144,599	150,831	78	51,851	20,481	31,369
39	288,377	141,110	147,268	79	48,122	18,635	29,487
				80+	218,530	82,446	136,084
				Total	18,283,710	8,980,062	9,303,648



2029

Age	Total	Male	Female	Age	Total	Male	Female
0	277,481	142,010	135,471	40	276,136	134,759	141,377
1	290,953	148,890	142,062	41	265,630	129,573	136,057
2	301,405	154,222	147,183	42	260,212	127,020	133,191
3	309,160	158,171	150,989	43	262,456	128,415	134,041
4	314,538	160,905	153,634	44	269,372	132,217	137,154
5	317,865	162,591	155,274	45	279,392	137,604	141,788
6	319,462	163,397	156,065	46	285,204	140,830	144,375
7	319,643	163,486	156,157	47	279,668	138,255	141,413
8	318,712	163,013	155,699	48	258,545	127,709	130,836
9	316,941	162,117	154,823	49	226,830	111,729	115,101
10	314,563	160,914	153,649	50	190,368	93,304	97,064
11	311,783	159,501	152,281	51	158,824	77,339	81,486
12	308,790	157,970	150,820	52	138,249	66,881	71,368
13	305,813	156,433	149,380	53	133,682	64,481	69,201
14	303,191	155,066	148,125	54	140,798	67,944	72,854
15	299,120	152,926	146,194	55	151,523	73,252	78,271
16	295,671	151,099	144,572	56	159,034	76,885	82,148
17	297,106	151,818	145,288	57	163,165	78,619	84,546
18	305,122	155,969	149,153	58	161,359	77,107	84,252
19	317,312	162,286	155,026	59	155,222	73,253	81,970
20	331,737	169,738	161,999	60	148,425	68,925	79,501
21	343,257	175,630	167,627	61	143,376	65,576	77,799
22	347,467	177,663	169,804	62	139,108	62,993	76,114
23	341,410	174,288	167,121	63	136,191	61,613	74,578
24	327,852	166,943	160,909	64	134,082	60,993	73,088
25	312,507	158,682	153,825	65	132,243	60,724	71,519
26	299,157	151,412	147,746	66	129,479	59,829	69,650
27	286,834	144,477	142,357	67	124,917	57,563	67,355
28	276,810	138,486	138,324	68	117,936	53,407	64,529
29	269,029	133,500	135,529	69	109,252	47,946	61,306
30	260,193	127,895	132,298	70	99,999	42,016	57,983
31	252,000	122,726	129,274	71	91,341	36,640	54,702
32	249,901	120,957	128,944	72	83,616	32,252	51,365
33	255,799	123,676	132,122	73	77,362	29,345	48,017
34	267,165	129,499	137,666	74	72,304	27,577	44,727
35	281,514	136,958	144,556	75	67,891	26,321	41,570
36	293,728	143,306	150,422	76	63,672	25,052	38,620
37	299,960	146,614	153,345	77	59,419	23,476	35,944
38	297,376	145,395	151,981	78	55,169	21,568	33,601
39	288,470	140,935	147,534	79	51,199	19,556	31,643
				80+	233,288	87,513	145,775
				Total	18,512,733	9,099,621	9,413,112

2030

Age	Total	Male	Female	Age	Total	Male	Female
0	275,615	141,031	134,584	40	276,244	134,592	141,652
1	288,336	147,550	140,786	41	268,105	130,628	137,477
2	297,799	152,388	145,411	42	264,545	129,027	135,518
3	304,509	155,808	148,701	43	267,812	130,926	136,886
4	308,971	158,073	150,899	44	275,171	134,924	140,247
5	311,707	159,453	152,254	45	285,147	140,261	144,886
6	313,221	160,213	153,009	46	291,152	143,576	147,576
7	313,975	160,590	153,385	47	286,768	141,593	145,174
8	314,352	160,784	153,568	48	268,155	132,351	135,804
9	314,511	160,875	153,636	49	239,708	118,078	121,630
10	314,366	160,815	153,551	50	207,220	101,718	105,503
11	313,623	160,445	153,178	51	178,751	87,362	91,389
12	311,893	159,556	152,337	52	158,465	77,118	81,347
13	309,048	158,077	150,970	53	150,392	73,025	77,366
14	305,713	156,336	149,377	54	151,399	73,486	77,913
15	300,893	153,805	147,088	55	154,824	75,195	79,630
16	296,914	151,707	145,207	56	156,146	75,779	80,367
17	297,559	152,025	145,534	57	156,629	75,717	80,912
18	304,524	155,648	148,876	58	154,916	74,256	80,660
19	315,603	161,414	154,189	59	151,592	71,794	79,798
20	328,407	168,049	160,358	60	148,438	69,273	79,165
21	338,621	173,293	165,328	61	146,234	67,331	78,903
22	343,277	175,612	167,665	62	143,946	65,705	78,241
23	340,042	173,787	166,255	63	141,532	64,525	77,007
24	330,861	168,817	162,044	64	138,854	63,560	75,294
25	320,689	163,347	157,342	65	136,258	62,825	73,433
26	311,606	158,383	153,223	66	133,181	61,695	71,486
27	301,305	152,573	148,731	67	128,588	59,401	69,187
28	290,106	146,024	144,082	68	122,037	55,540	66,497
29	278,830	139,251	139,579	69	114,081	50,580	63,501
30	265,874	131,536	134,338	70	105,651	45,239	60,412
31	254,227	124,589	129,638	71	97,586	40,295	57,293
32	249,246	121,279	127,967	72	90,045	36,007	54,038
33	253,306	122,924	130,382	73	83,408	32,742	50,666
34	263,708	128,074	135,634	74	77,567	30,294	47,272
35	277,082	134,828	142,254	75	72,248	28,265	43,980
36	288,317	140,486	147,832	76	67,231	26,326	40,903
37	294,502	143,634	150,868	77	62,440	24,305	38,133
38	293,039	142,930	150,109	78	57,951	22,215	35,737
39	286,105	139,482	146,623	79	53,989	20,240	33,755
				80+	249,287	93,683	155,754
				Total	18,735,977	9,216,942	9,519,185

Age	Total	Male	Female	Age	Total	Male	Female
0	283,218	144,941	138,277	40	297,047	145,193	151,854
1	287,394	147,064	140,330	41	288,093	140,706	147,387
2	291,554	149,186	142,368	42	275,737	134,521	141,216
3	295,300	151,094	144,206	43	265,220	129,334	135,886
4	298,664	152,808	145,856	44	259,817	126,793	133,024
5	301,813	154,410	147,403	45	262,062	128,185	133,877
6	305,340	156,204	149,136	46	268,924	131,951	136,973
7	309,368	158,251	151,117	47	278,908	137,311	141,597
8	313,492	160,345	153,147	48	284,693	140,517	144,176
9	317,641	162,454	155,187	49	279,101	137,912	141,189
10	321,723	164,525	157,198	50	257,857	127,299	130,558
11	329,975	168,749	161,226	51	225,996	111,238	114,758
12	242,253	123,706	118,547	52	189,557	92,826	96,731
13	313,205	160,265	152,940	53	158,166	76,939	81,227
14	335,792	171,876	163,916	54	137,770	66,588	71,182
15	333,228	170,509	162,719	55	133,268	64,221	69,047
16	319,230	163,243	155,987	56	140,279	67,628	72,651
17	304,108	155,415	148,693	57	150,870	72,858	78,012
18	294,538	150,473	144,065	58	158,285	76,429	81,856
19	294,195	150,311	143,884	59	162,320	78,105	84,215
20	303,061	154,904	148,157	60	160,329	76,483	83,846
21	317,644	162,444	155,200	61	153,960	72,492	81,468
22	331,567	169,627	161,940	62	147,068	68,115	78,953
23	343,064	175,499	167,565	63	142,065	64,794	77,271
24	347,245	177,507	169,738	64	137,890	62,275	75,615
25	341,144	174,101	167,043	65	134,895	60,871	74,024
26	327,547	166,730	160,817	66	132,480	60,103	72,377
27	312,225	158,489	153,736	67	130,442	59,731	70,711
28	298,941	151,270	147,671	68	127,581	58,779	68,802
29	286,662	144,369	142,293	69	122,954	56,453	66,501
30	276,637	138,380	138,257	70	115,662	52,110	63,552
31	268,807	133,362	135,445	71	106,480	46,403	60,077
32	259,954	127,745	132,209	72	96,943	40,416	56,527
33	251,791	122,591	129,200	73	88,325	35,182	53,143
34	249,702	120,833	128,869	74	80,995	31,063	49,932
35	255,606	123,559	132,047	75	75,098	28,339	46,759
36	266,934	129,363	137,571	76	70,117	26,561	43,556
37	281,257	136,810	144,447	77	65,832	25,235	40,597
38	293,448	143,136	150,312	78	61,526	23,782	37,744
39	299,662	146,432	153,230	79	56,925	22,130	34,795
				80+	266,491	100,436	166,055
				Total	18,952,957	9,331,287	9,621,670

Age	Total	Male	Female	Age	Total	Male	Female
0	278,692	142,624	136,068	40	299,506	146,337	153,169
1	283,005	144,819	138,186	41	296,864	145,084	151,780
2	287,302	147,013	140,289	42	287,917	140,601	147,316
3	291,481	149,143	142,338	43	275,567	134,420	141,147
4	295,251	151,066	144,185	44	265,057	129,237	135,820
5	298,630	152,787	145,843	45	259,619	126,674	132,945
6	301,776	154,385	147,391	46	261,822	128,041	133,781
7	305,303	156,179	149,124	47	268,678	131,802	136,876
8	309,331	158,226	151,105	48	278,652	137,156	141,496
9	313,454	160,319	153,135	49	284,433	140,359	144,074
10	317,605	162,430	155,175	50	278,760	137,701	141,059
11	321,690	164,504	157,186	51	257,457	127,049	130,408
12	329,942	168,728	161,214	52	225,647	111,021	114,626
13	242,229	123,690	118,539	53	189,264	92,644	96,620
14	313,173	160,244	152,929	54	157,921	76,788	81,133
15	335,741	171,841	163,900	55	137,509	66,426	71,083
16	333,158	170,459	162,699	56	132,966	64,034	68,932
17	319,163	163,196	155,967	57	139,960	67,430	72,530
18	304,043	155,369	148,674	58	150,527	72,645	77,882
19	294,476	150,429	144,047	59	157,926	76,206	81,720
20	294,121	150,259	143,862	60	161,834	77,802	84,032
21	302,973	154,841	148,132	61	159,724	76,108	83,616
22	317,551	162,378	155,173	62	153,380	72,136	81,244
23	331,468	169,557	161,911	63	146,517	67,781	78,736
24	342,963	175,427	167,536	64	141,535	64,476	77,059
25	347,140	177,435	169,705	65	137,169	61,853	75,316
26	341,036	174,029	167,007	66	133,972	60,339	73,633
27	327,442	166,661	160,781	67	131,572	59,577	71,995
28	312,127	158,424	153,703	68	129,546	59,209	70,337
29	298,846	151,208	147,638	69	126,704	58,265	68,439
30	286,566	144,306	142,260	70	121,768	55,776	65,992
31	276,541	138,319	138,222	71	114,211	51,309	62,902
32	268,712	133,301	135,411	72	105,153	45,690	59,463
33	259,864	127,688	132,176	73	95,742	39,794	55,948
34	251,704	122,536	129,168	74	87,241	34,641	52,600
35	249,605	120,773	128,832	75	79,590	30,398	49,192
36	255,498	123,492	132,006	76	73,387	27,552	45,835
37	266,821	129,294	137,527	77	68,518	25,823	42,695
38	281,137	136,736	144,401	78	64,328	24,534	39,794
39	293,324	143,059	150,265	79	60,119	23,121	36,998
				80+	286,295	107,852	178,443
				Total	19,165,241	9,442,865	9,722,376

2033

Age	Total	Male	Female	Age	Total	Male	Female
0	273,762	140,100	133,662	40	293,186	142,974	150,212
1	278,497	142,511	135,986	41	299,336	146,234	153,102
2	282,920	144,772	138,148	42	296,696	144,983	151,713
3	287,236	146,974	140,262	43	287,755	140,503	147,252
4	291,437	149,117	142,320	44	275,411	134,326	141,085
5	295,221	151,047	144,174	45	264,873	129,125	135,748
6	298,597	152,765	145,832	46	259,399	126,540	132,859
7	301,741	154,361	147,380	47	261,602	127,907	133,695
8	305,269	156,156	149,113	48	268,451	131,663	136,788
9	309,296	158,202	151,094	49	278,418	137,012	141,406
10	313,421	160,297	153,124	50	284,113	140,158	143,955
11	317,576	162,411	155,165	51	278,361	137,449	140,912
12	321,661	164,485	157,176	52	257,089	126,816	130,273
13	329,912	168,708	161,204	53	225,326	110,818	114,508
14	242,206	123,675	118,531	54	188,993	92,474	96,519
15	313,128	160,213	152,915	55	157,644	76,613	81,031
16	335,677	171,795	163,882	56	137,221	66,244	70,977
17	333,093	170,413	162,680	57	132,686	63,858	68,828
18	319,101	163,151	155,950	58	139,666	67,245	72,421
19	303,984	155,327	148,657	59	150,211	72,446	77,765
20	294,409	150,381	144,028	60	157,487	75,928	81,559
21	294,041	150,202	143,839	61	161,267	77,444	83,823
22	302,892	154,783	148,109	62	159,166	75,757	83,409
23	317,466	162,317	155,149	63	152,847	71,804	81,043
24	331,377	169,492	161,885	64	146,009	67,468	78,541
25	342,868	175,361	167,507	65	140,847	64,065	76,782
26	347,039	177,367	169,672	66	136,296	61,342	74,954
27	340,937	173,963	166,974	67	133,121	59,841	73,280
28	327,348	166,598	160,750	68	130,734	59,085	71,649
29	312,036	158,364	153,672	69	128,719	58,720	69,999
30	298,756	151,148	147,608	70	125,564	57,604	67,960
31	286,472	144,245	142,227	71	120,335	54,962	65,373
32	276,453	138,262	138,191	72	112,872	50,560	62,312
33	268,627	133,246	135,381	73	103,929	45,023	58,906
34	259,780	127,635	132,145	74	94,636	39,213	55,423
35	251,616	122,480	129,136	75	85,818	33,936	51,882
36	249,507	120,712	128,795	76	77,886	29,592	48,294
37	255,399	123,431	131,968	77	71,820	26,823	44,997
38	266,717	129,229	137,488	78	67,054	25,138	41,916
39	281,028	136,668	144,360	79	62,952	23,885	39,067
				80+	306,958	115,330	191,628
				Total	19,371,257	9,551,272	9,819,985

Age	Total	Male	Female	Age	Total	Male	Female
0	268,284	130,987	137,297	40	280,905	144,313	136,592
1	273,583	133,588	139,995	41	293,035	150,153	142,882
2	278,420	135,952	142,468	42	299,181	153,042	146,139
3	282,860	138,124	144,736	43	296,542	151,653	144,889
4	287,196	140,245	146,951	44	287,605	147,194	140,411
5	291,410	142,310	149,100	45	275,235	141,017	134,218
6	295,191	144,165	151,026	46	264,668	135,670	128,998
7	298,565	145,822	152,743	47	259,197	132,782	126,415
8	301,711	147,371	154,340	48	261,400	133,618	127,782
9	305,236	149,102	156,134	49	268,241	136,708	131,533
10	309,267	151,085	158,182	50	278,130	141,301	136,829
11	313,394	153,115	160,279	51	283,738	143,820	139,918
12	317,549	155,156	162,393	52	277,995	140,781	137,214
13	321,634	157,167	164,467	53	256,751	130,152	126,599
14	329,884	161,194	168,690	54	225,029	114,401	110,628
15	242,175	118,522	123,653	55	188,686	96,409	92,277
16	313,071	152,899	160,172	56	157,336	80,921	76,415
17	335,618	163,866	171,752	57	136,954	70,880	66,074
18	333,034	162,663	170,371	58	132,428	68,735	63,693
19	319,044	155,934	163,110	59	139,394	72,322	67,072
20	303,920	148,639	155,281	60	149,825	77,627	72,198
21	294,336	144,008	150,328	61	156,976	81,377	75,599
22	293,969	143,819	150,150	62	160,744	83,635	77,109
23	302,817	148,088	154,729	63	158,651	83,222	75,429
24	317,388	155,128	162,260	64	152,355	80,862	71,493
25	331,292	161,860	169,432	65	145,349	78,286	67,063
26	342,777	167,477	175,300	66	140,012	76,446	63,566
27	346,946	169,642	177,304	67	135,489	74,626	60,863
28	340,847	166,945	173,902	68	132,335	72,960	59,375
29	327,261	160,721	166,540	69	129,960	71,336	58,624
30	311,950	153,644	158,306	70	127,640	69,551	58,089
31	298,667	147,577	151,090	71	124,182	67,376	56,806
32	286,388	142,199	144,189	72	119,011	64,810	54,201
33	276,371	138,162	138,209	73	111,636	61,777	49,859
34	268,549	135,354	133,195	74	102,799	58,399	44,400
35	259,696	132,115	127,581	75	93,179	54,727	38,452
36	251,527	129,103	122,424	76	84,086	51,007	33,079
37	249,417	128,761	120,656	77	76,324	47,479	28,845
38	255,309	131,935	123,374	78	70,384	44,238	26,146
39	266,622	137,453	129,169	79	65,711	41,208	24,503
				80+	328,084	205,419	122,665
				Total	19,570,357	9,914,137	9,656,220

2035

Age	Total	Male	Female	Age	Total	Male	Female
0	263,084	134,637	128,447	40	266,516	129,103	137,413
1	268,120	137,200	130,920	41	280,771	136,509	144,262
2	273,514	139,956	133,558	42	292,896	142,796	150,100
3	278,365	142,435	135,930	43	299,039	146,051	152,988
4	282,824	144,714	138,110	44	296,400	144,801	151,599
5	287,172	146,936	140,236	45	287,436	140,305	147,131
6	291,382	149,081	142,301	46	275,038	134,095	140,943
7	295,163	151,006	144,157	47	264,479	128,880	135,599
8	298,536	152,723	145,813	48	259,012	126,299	132,713
9	301,682	154,320	147,362	49	261,213	127,665	133,548
10	305,209	156,116	149,093	50	267,984	131,368	136,616
11	309,243	158,165	151,078	51	277,793	136,611	141,182
12	313,369	160,263	153,106	52	283,393	139,694	143,699
13	317,524	162,376	155,148	53	277,657	136,994	140,663
14	321,609	164,450	157,159	54	256,439	126,396	130,043
15	329,844	168,662	161,182	55	224,690	110,407	114,283
16	242,136	123,625	118,511	56	188,345	92,054	96,291
17	313,021	160,135	152,886	57	157,051	76,230	80,821
18	335,562	171,712	163,850	58	136,707	65,914	70,793
19	332,979	170,331	162,648	59	132,190	63,539	68,651
20	318,983	163,065	155,918	60	139,062	66,856	72,206
21	303,851	155,231	148,620	61	149,375	71,905	77,470
22	294,269	150,279	143,990	62	156,505	75,292	81,213
23	293,903	150,102	143,801	63	160,261	76,795	83,466
24	302,749	154,679	148,070	64	158,177	75,123	83,054
25	317,314	162,208	155,106	65	151,711	71,088	80,623
26	331,211	169,376	161,835	66	144,544	66,569	77,975
27	342,693	175,243	167,450	67	139,240	63,098	76,142
28	346,863	177,247	169,616	68	134,744	60,415	74,329
29	340,763	173,845	166,918	69	131,608	58,938	72,670
30	327,178	166,484	160,694	70	128,947	58,028	70,919
31	311,866	158,250	153,616	71	126,327	57,325	69,002
32	298,586	151,036	147,550	72	122,905	56,059	66,846
33	286,311	144,138	142,173	73	117,786	53,488	64,298
34	276,296	138,160	138,136	74	110,494	49,204	61,290
35	268,470	133,144	135,326	75	101,303	43,580	57,723
36	259,611	127,526	132,085	76	91,401	37,527	53,874
37	251,445	122,372	129,073	77	82,494	32,282	50,212
38	249,335	120,604	128,731	78	74,890	28,151	46,739
39	255,226	123,321	131,905	79	69,066	25,517	43,549
				80+	349,591	129,751	219,840
				Total	19,762,741	9,757,855	10,004,886

Age	Total	Male	Female	Age	Total	Male	Female
0	258,853	132,472	126,381	40	255,133	123,262	131,871
1	262,934	134,547	128,387	41	266,399	129,030	137,369
2	268,057	137,164	130,893	42	280,648	136,432	144,216
3	273,464	139,926	133,538	43	292,767	142,715	150,052
4	278,332	142,415	135,917	44	298,908	145,969	152,939
5	282,802	144,700	138,102	45	296,240	144,699	151,541
6	287,147	146,918	140,229	46	287,245	140,184	147,061
7	291,356	149,063	142,293	47	274,856	133,979	140,877
8	295,137	150,988	144,149	48	264,304	128,769	135,535
9	298,509	152,704	145,805	49	258,840	126,190	132,650
10	301,657	154,303	147,354	50	260,983	127,516	133,467
11	305,187	156,101	149,086	51	267,684	131,171	136,513
12	309,221	158,150	151,071	52	277,480	136,405	141,075
13	313,346	160,247	153,099	53	283,074	139,484	143,590
14	317,501	162,361	155,140	54	277,344	136,788	140,556
15	321,574	164,425	157,149	55	256,081	126,158	129,923
16	329,794	168,625	161,169	56	224,312	110,156	114,156
17	242,099	123,598	118,501	57	188,027	91,843	96,184
18	312,975	160,101	152,874	58	156,787	76,056	80,731
19	335,510	171,674	163,836	59	136,479	65,764	70,715
20	332,920	170,288	162,632	60	131,897	63,346	68,551
21	318,917	163,016	155,901	61	138,673	66,599	72,074
22	303,788	155,184	148,604	62	148,959	71,630	77,329
23	294,207	150,234	143,973	63	156,067	75,003	81,064
24	293,842	150,057	143,785	64	159,815	76,501	83,314
25	302,683	154,632	148,051	65	157,550	74,719	82,831
26	317,245	162,160	155,085	66	150,924	70,592	80,332
27	331,136	169,324	161,812	67	143,797	66,105	77,692
28	342,616	175,190	167,426	68	138,525	62,658	75,867
29	346,785	177,193	169,592	69	134,054	59,994	74,060
30	340,684	173,791	166,893	70	130,648	58,367	72,281
31	327,097	166,430	160,667	71	127,707	57,301	70,406
32	311,789	158,198	153,591	72	125,111	56,607	68,504
33	298,512	150,986	147,526	73	121,719	55,357	66,362
34	286,240	144,091	142,149	74	116,651	52,818	63,833
35	276,220	138,110	138,110	75	108,972	48,336	60,636
36	268,389	133,091	135,298	76	99,469	42,577	56,892
37	259,533	127,475	132,058	77	89,761	36,663	53,098
38	251,369	122,323	129,046	78	81,027	31,539	49,488
39	249,260	120,556	128,704	79	73,570	27,503	46,067
				80+	372,024	136,991	235,033
				Total	19,949,198	9,856,587	10,092,611



<b>Age</b>	<b>Total</b>	<b>Male</b>	<b>Female</b>	<b>Age</b>	<b>Total</b>	<b>Male</b>	<b>Female</b>
0	254,884	130,440	124,444	40	249,176	120,502	128,674
1	258,716	132,389	126,327	41	255,030	123,197	131,833
2	262,875	134,513	128,362	42	266,291	128,961	137,330
3	268,012	137,136	130,876	43	280,534	136,360	144,174
4	273,435	139,909	133,526	44	292,649	142,640	150,009
5	278,312	142,402	135,910	45	298,757	145,871	152,886
6	282,779	144,683	138,096	46	296,058	144,582	151,476
7	287,122	146,901	140,221	47	287,068	140,070	146,998
8	291,332	149,046	142,286	48	274,687	133,870	140,817
9	295,113	150,971	144,142	49	264,143	128,665	135,478
10	298,487	152,688	145,799	50	258,627	126,050	132,577
11	301,636	154,289	147,347	51	260,711	127,335	133,376
12	305,167	156,087	149,080	52	267,405	130,985	136,420
13	309,199	158,135	151,064	53	277,190	136,212	140,978
14	313,326	160,233	153,093	54	282,778	139,286	143,492
15	317,468	162,338	155,130	55	276,983	136,544	140,439
16	321,529	164,391	157,138	56	255,678	125,886	129,792
17	329,748	168,591	161,157	57	223,958	109,917	114,041
18	242,065	123,573	118,492	58	187,732	91,645	96,087
19	312,932	160,069	152,863	59	156,541	75,891	80,650
20	335,453	171,632	163,821	60	136,197	65,575	70,622
21	332,857	170,241	162,616	61	131,553	63,115	68,438
22	318,856	162,970	155,886	62	138,312	66,357	71,955
23	303,730	155,141	148,589	63	148,572	71,370	77,202
24	294,149	150,191	143,958	64	155,661	74,731	80,930
25	293,784	150,015	143,769	65	159,221	76,110	83,111
26	302,620	154,588	148,032	66	156,781	74,223	82,558
27	317,181	162,115	155,066	67	150,191	70,124	80,067
28	331,067	169,276	161,791	68	143,102	65,666	77,436
29	342,545	175,140	167,405	69	137,859	62,242	75,617
30	346,710	177,141	169,569	70	133,136	59,439	73,697
31	340,606	173,738	166,868	71	129,470	57,668	71,802
32	327,022	166,379	160,643	72	126,555	56,616	69,939
33	311,718	158,150	153,568	73	123,977	55,928	68,049
34	298,443	150,939	147,504	74	120,616	54,694	65,922
35	286,167	144,042	142,125	75	115,130	51,926	63,204
36	276,144	138,059	138,085	76	107,097	47,268	59,829
37	268,314	133,042	135,272	77	97,770	41,636	56,134
38	259,460	127,427	132,033	78	88,244	35,853	52,391
39	251,299	122,277	129,022	79	79,671	30,842	48,829
				80+	396,370	145,266	251,104
				<b>Total</b>	<b>20,129,743</b>	<b>9,952,405</b>	<b>10,177,338</b>

Age	Total	Male	Female	Age	Total	Male	Female
0	250,390	128,140	122,250	40	251,221	122,226	128,995
1	254,756	130,362	124,394	41	249,083	120,442	128,641
2	258,662	132,357	126,305	42	254,935	123,136	131,799
3	262,835	134,488	128,347	43	266,191	128,897	137,294
4	267,986	137,120	130,866	44	280,429	136,292	144,137
5	273,417	139,897	133,520	45	292,511	142,550	149,961
6	278,289	142,386	135,903	46	298,587	145,759	152,828
7	282,758	144,668	138,090	47	295,888	144,471	151,417
8	287,100	146,885	140,215	48	286,905	139,963	146,942
9	291,309	149,030	142,279	49	274,531	133,768	140,763
10	295,092	150,956	144,136	50	263,942	128,531	135,411
11	298,468	152,675	145,793	51	258,376	125,881	132,495
12	301,618	154,276	147,342	52	260,459	127,165	133,294
13	305,148	156,074	149,074	53	267,146	130,810	136,336
14	309,179	158,121	151,058	54	276,920	136,029	140,891
15	313,297	160,212	153,085	55	282,435	139,051	143,384
16	317,427	162,307	155,120	56	276,575	136,264	140,311
17	321,487	164,360	157,127	57	255,301	125,628	129,673
18	329,705	168,559	161,146	58	223,629	109,692	113,937
19	242,033	123,549	118,484	59	187,457	91,457	96,000
20	312,884	160,033	152,851	60	156,238	75,684	80,554
21	335,394	171,587	163,807	61	135,866	65,349	70,517
22	332,797	170,196	162,601	62	131,234	62,898	68,336
23	318,800	162,928	155,872	63	137,977	66,129	71,848
24	303,676	155,100	148,576	64	148,211	71,124	77,087
25	294,094	150,151	143,943	65	155,120	74,369	80,751
26	293,729	149,976	143,753	66	158,490	75,629	82,861
27	302,562	154,547	148,015	67	156,064	73,754	82,310
28	317,120	162,072	155,048	68	149,508	69,681	79,827
29	331,005	169,232	161,773	69	142,454	65,251	77,203
30	342,475	175,091	167,384	70	136,970	61,692	75,278
31	346,638	177,091	169,547	71	132,007	58,759	73,248
32	340,533	173,688	166,845	72	128,373	57,008	71,365
33	326,954	166,332	160,622	73	125,481	55,968	69,513
34	311,651	158,104	153,547	74	122,922	55,287	67,635
35	298,374	150,892	147,482	75	119,132	53,808	65,324
36	286,093	143,992	142,101	76	113,250	50,825	62,425
37	276,072	138,010	138,062	77	105,359	46,266	59,093
38	268,244	132,996	135,248	78	96,195	40,753	55,442
39	259,393	127,382	132,011	79	86,839	35,093	51,746
				80+	423,927	155,713	268,214
				Total	20,303,582	10,044,874	10,258,708

<b>Age</b>	<b>Total</b>	<b>Male</b>	<b>Female</b>	<b>Age</b>	<b>Total</b>	<b>Male</b>	<b>Female</b>
0	244,364	125,056	119,308	40	259,318	127,332	131,986
1	250,273	128,068	122,205	41	251,133	122,168	128,965
2	254,706	130,332	124,374	42	248,997	120,386	128,611
3	258,625	132,334	126,291	43	254,847	123,079	131,768
4	262,811	134,473	128,338	44	266,100	128,837	137,263
5	267,970	137,109	130,861	45	280,306	136,211	144,095
6	273,396	139,882	133,514	46	292,356	142,447	149,909
7	278,270	142,372	135,898	47	298,429	145,654	152,775
8	282,737	144,653	138,084	48	295,731	144,366	151,365
9	287,079	146,870	140,209	49	286,752	139,862	146,890
10	291,291	149,017	142,274	50	274,338	133,637	140,701
11	295,074	150,943	144,131	51	263,705	128,369	135,336
12	298,451	152,664	145,787	52	258,143	125,722	132,421
13	301,600	154,263	147,337	53	260,224	127,004	133,220
14	305,131	156,062	149,069	54	266,905	130,645	136,260
15	309,152	158,101	151,051	55	276,607	135,812	140,795
16	313,259	160,183	153,076	56	282,046	138,781	143,265
17	317,388	162,278	155,110	57	276,195	135,999	140,196
18	321,449	164,331	157,118	58	254,950	125,384	129,566
19	329,665	168,529	161,136	59	223,322	109,479	113,843
20	241,999	123,523	118,476	60	187,118	91,221	95,897
21	312,833	159,994	152,839	61	155,882	75,437	80,445
22	335,339	171,545	163,794	62	135,558	65,136	70,422
23	332,742	170,154	162,588	63	130,937	62,693	68,244
24	318,747	162,888	155,859	64	137,664	65,913	71,751
25	303,624	155,062	148,562	65	147,729	70,796	76,933
26	294,043	150,114	143,929	66	154,451	73,922	80,529
27	293,677	149,939	143,738	67	157,809	75,174	82,635
28	302,509	154,509	148,000	68	155,396	73,311	82,085
29	317,064	162,032	155,032	69	148,869	69,261	79,608
30	330,943	169,188	161,755	70	141,589	64,702	76,887
31	342,409	175,045	167,364	71	135,874	61,017	74,857
32	346,570	177,044	169,526	72	130,954	58,115	72,839
33	340,466	173,641	166,825	73	127,350	56,384	70,966
34	326,891	166,288	160,603	74	124,480	55,356	69,124
35	311,583	158,057	153,526	75	121,497	54,428	67,069
36	298,302	150,843	147,459	76	117,294	52,713	64,581
37	286,025	143,945	142,080	77	111,505	49,791	61,714
38	276,004	137,964	138,040	78	103,744	45,324	58,420
39	268,181	132,953	135,228	79	94,735	39,924	54,811
				80+	455,347	168,923	286,424
				<b>Total</b>	<b>20,468,828</b>	<b>10,132,963</b>	<b>10,335,865</b>

2040

Age	Total	Male	Female	Age	Total	Male	Female
0	238,478	122,045	116,433	40	268,109	132,904	135,205
1	244,257	124,989	119,268	41	259,234	127,276	131,958
2	250,227	128,041	122,186	42	251,052	122,114	128,938
3	254,671	130,309	124,362	43	248,917	120,333	128,584
4	258,604	132,321	126,283	44	254,766	123,025	131,741
5	262,796	134,463	128,333	45	265,992	128,765	137,227
6	267,952	137,096	130,856	46	280,168	136,118	144,050
7	273,377	139,868	133,509	47	292,213	142,351	149,862
8	278,252	142,358	135,894	48	298,282	145,555	152,727
9	282,718	144,640	138,078	49	295,585	144,267	151,318
10	287,061	146,857	140,204	50	286,562	139,732	146,830
11	291,276	149,006	142,270	51	274,109	133,478	140,631
12	295,057	150,931	144,126	52	263,484	128,216	135,268
13	298,435	152,653	145,782	53	257,928	125,573	132,355
14	301,585	154,252	147,333	54	260,005	126,852	133,153
15	305,105	156,043	149,062	55	266,624	130,448	136,176
16	309,118	158,075	151,043	56	276,251	135,562	140,689
17	313,224	160,156	153,068	57	281,684	138,525	143,159
18	317,353	162,251	155,102	58	275,840	135,749	140,091
19	321,413	164,304	157,109	59	254,624	125,154	129,470
20	329,622	168,496	161,126	60	222,943	109,211	113,732
21	241,961	123,494	118,467	61	186,718	90,938	95,780
22	312,786	159,958	152,828	62	155,551	75,204	80,347
23	335,288	171,505	163,783	63	135,272	64,935	70,337
24	332,691	170,115	162,576	64	130,659	62,499	68,160
25	318,697	162,851	155,846	65	137,245	65,625	71,620
26	303,574	155,026	148,548	66	147,132	70,390	76,742
27	293,995	150,079	143,916	67	153,827	73,499	80,328
28	293,629	149,904	143,725	68	157,173	74,744	82,429
29	302,461	154,474	147,987	69	154,772	72,891	81,881
30	317,009	161,993	155,016	70	148,013	68,705	79,308
31	330,884	169,146	161,738	71	140,517	64,024	76,493
32	342,346	175,001	167,345	72	134,852	60,378	74,474
33	346,509	177,001	169,508	73	129,972	57,507	72,465
34	340,404	173,597	166,807	74	126,396	55,794	70,602
35	326,825	166,242	160,583	75	123,122	54,532	68,590
36	311,514	158,009	153,505	76	119,729	53,365	66,364
37	298,236	150,797	147,439	77	115,585	51,684	63,901
38	285,961	143,901	142,060	78	109,883	48,819	61,064
39	275,943	137,922	138,021	79	102,244	44,439	57,805
				80+	490,896	185,111	305,785
				Total	20,625,224	10,216,460	10,408,764

Age	Total	Male	Female	Age	Total	Male	Female
0	233,956	119,731	114,225	40	275,873	137,873	138,000
1	238,379	121,982	116,397	41	268,028	132,849	135,179
2	244,217	124,965	119,252	42	259,156	127,223	131,933
3	250,194	128,020	122,174	43	250,978	122,064	128,914
4	254,651	130,296	124,355	44	248,842	120,282	128,560
5	258,592	132,312	126,280	45	254,670	122,960	131,710
6	262,779	134,451	128,328	46	265,870	128,682	137,188
7	267,935	137,084	130,851	47	280,040	136,030	144,010
8	273,360	139,855	133,505	48	292,080	142,260	149,820
9	278,234	142,344	135,890	49	298,144	145,461	152,683
10	282,702	144,629	138,073	50	295,402	144,139	151,263
11	287,046	146,846	140,200	51	286,338	139,574	146,764
12	291,262	148,996	142,266	52	273,895	133,327	140,568
13	295,042	150,920	144,122	53	263,277	128,071	135,206
14	298,420	152,642	145,778	54	257,727	125,431	132,296
15	301,562	154,235	147,327	55	259,749	126,670	133,079
16	305,074	156,019	149,055	56	266,302	130,219	136,083
17	309,086	158,050	151,036	57	275,919	135,324	140,595
18	313,191	160,131	153,060	58	281,344	138,282	143,062
19	317,320	162,225	155,095	59	275,508	135,511	139,997
20	321,373	164,273	157,100	60	254,217	124,861	129,356
21	329,575	168,460	161,115	61	222,497	108,890	113,607
22	241,927	123,467	118,460	62	186,345	90,670	95,675
23	312,742	159,924	152,818	63	155,240	74,982	80,258
24	335,240	171,468	163,772	64	135,004	64,744	70,260
25	332,642	170,078	162,564	65	130,284	62,237	68,047
26	318,650	162,816	155,834	66	136,724	65,266	71,458
27	303,528	154,992	148,536	67	146,572	70,004	76,568
28	293,949	150,046	143,903	68	153,243	73,097	80,146
29	293,586	149,872	143,714	69	156,576	74,334	82,242
30	302,412	154,439	147,973	70	153,929	72,328	81,601
31	316,956	161,955	155,001	71	146,949	68,014	78,935
32	330,829	169,107	161,722	72	139,513	63,380	76,133
33	342,289	174,960	167,329	73	133,895	59,771	74,124
34	346,450	176,959	169,491	74	129,054	56,929	72,125
35	340,341	173,552	166,789	75	125,092	54,993	70,099
36	326,757	166,194	160,563	76	121,430	53,506	67,924
37	311,449	157,963	153,486	77	118,079	52,360	65,719
38	298,175	150,754	147,421	78	113,991	50,712	63,279
39	285,902	143,860	142,042	79	108,371	47,900	60,471
				80+	529,770	203,625	326,145
				Total	20,773,691	10,295,707	10,477,984

<b>Age</b>	<b>Total</b>	<b>Male</b>	<b>Female</b>	<b>Age</b>	<b>Total</b>	<b>Male</b>	<b>Female</b>
0	229,468	117,433	112,035	40	285,834	143,812	142,022
1	233,865	119,672	114,193	41	275,795	137,818	137,977
2	238,341	121,959	116,382	42	267,953	132,797	135,156
3	244,188	124,946	119,242	43	259,083	127,172	131,911
4	250,174	128,007	122,167	44	250,908	122,016	128,892
5	254,640	130,288	124,352	45	248,754	120,221	128,533
6	258,577	132,301	126,276	46	254,560	122,884	131,676
7	262,763	134,439	128,324	47	265,757	128,603	137,154
8	267,919	137,072	130,847	48	279,919	135,946	143,973
9	273,344	139,843	133,501	49	291,955	142,173	149,782
10	278,219	142,333	135,886	50	297,971	145,338	152,633
11	282,689	144,619	138,070	51	295,185	143,983	151,202
12	287,032	146,836	140,196	52	286,127	139,423	146,704
13	291,248	148,986	142,262	53	273,694	133,183	140,511
14	295,029	150,910	144,119	54	263,083	127,932	135,151
15	298,399	152,626	145,773	55	257,489	125,259	132,230
16	301,532	154,212	147,320	56	259,454	126,456	132,998
17	305,044	155,995	149,049	57	266,000	130,000	136,000
18	309,055	158,026	151,029	58	275,606	135,097	140,509
19	313,161	160,108	153,053	59	281,024	138,049	142,975
20	317,284	162,196	155,088	60	275,093	135,207	139,886
21	321,330	164,240	157,090	61	253,736	124,508	129,228
22	329,531	168,425	161,106	62	222,078	108,583	113,495
23	241,895	123,442	118,453	63	185,994	90,414	95,580
24	312,701	159,891	152,810	64	154,948	74,770	80,178
25	335,194	171,433	163,761	65	134,638	64,483	70,155
26	332,595	170,043	162,552	66	129,816	61,909	67,907
27	318,604	162,782	155,822	67	136,234	64,923	71,311
28	303,486	154,960	148,526	68	146,045	69,635	76,410
29	293,907	150,015	143,892	69	152,692	72,711	79,981
30	293,542	149,840	143,702	70	155,766	73,781	81,985
31	302,366	154,405	147,961	71	152,876	71,626	81,250
32	316,906	161,919	154,987	72	145,948	67,353	78,595
33	330,776	169,069	161,707	73	138,571	62,765	75,806
34	342,237	174,922	167,315	74	132,995	59,190	73,805
35	346,389	176,915	169,474	75	127,792	56,139	71,653
36	340,274	173,504	166,770	76	123,461	53,991	69,470
37	326,695	166,149	160,546	77	119,845	52,530	67,315
38	311,388	157,920	153,468	78	116,536	51,406	65,130
39	298,118	150,713	147,405	79	112,500	49,788	62,712
				80+	570,333	223,203	347,130
				<b>Total</b>	<b>20,913,953</b>	<b>10,370,471</b>	<b>10,543,482</b>

Age	Total	Male	Female	Age	Total	Male	Female
0	224,743	115,014	109,729	40	298,051	150,665	147,386
1	229,384	117,378	112,006	41	285,759	143,758	142,001
2	233,830	119,650	114,180	42	275,722	137,766	137,956
3	238,313	121,941	116,372	43	267,883	132,747	135,136
4	244,172	124,935	119,237	44	259,015	127,124	131,891
5	250,163	127,999	122,164	45	250,826	121,958	128,868
6	254,625	130,277	124,348	46	248,653	120,150	128,503
7	258,563	132,290	126,273	47	254,457	122,811	131,646
8	262,748	134,428	128,320	48	265,651	128,528	137,123
9	267,905	137,061	130,844	49	279,805	135,866	143,939
10	273,329	139,832	133,497	50	291,797	142,058	149,739
11	278,207	142,324	135,883	51	297,765	145,188	152,577
12	282,677	144,610	138,067	52	294,981	143,834	151,147
13	287,020	146,827	140,193	53	285,929	139,279	146,650
14	291,234	148,976	142,258	54	273,504	133,045	140,459
15	295,010	150,895	144,115	55	262,855	127,764	135,091
16	298,371	152,604	145,767	56	257,214	125,057	132,157
17	301,504	154,190	147,314	57	259,177	126,252	132,925
18	305,016	155,973	149,043	58	265,715	129,790	135,925
19	309,027	158,004	151,023	59	275,310	134,879	140,431
20	313,128	160,081	153,047	60	280,626	137,752	142,874
21	317,243	162,164	155,079	61	274,602	134,841	139,761
22	321,291	164,208	157,083	62	253,284	124,171	129,113
23	329,490	168,393	161,097	63	221,681	108,288	113,393
24	241,864	123,417	118,447	64	185,665	90,170	95,495
25	312,661	159,860	152,801	65	154,549	74,480	80,069
26	335,151	171,400	163,751	66	134,180	64,156	70,024
27	332,551	170,010	162,541	67	129,376	61,596	67,780
28	318,562	162,750	155,812	68	135,771	64,593	71,178
29	303,444	154,929	148,515	69	145,549	69,282	76,267
30	293,867	149,985	143,882	70	151,941	72,189	79,752
31	293,500	149,809	143,691	71	154,751	73,089	81,662
32	302,321	154,372	147,949	72	151,884	70,954	80,930
33	316,860	161,885	154,975	73	145,008	66,722	78,286
34	330,728	169,034	161,694	74	137,684	62,177	75,507
35	342,181	174,881	167,300	75	131,756	58,395	73,361
36	346,326	176,869	169,457	76	126,208	55,148	71,060
37	340,212	173,459	166,753	77	121,934	53,038	68,896
38	326,635	166,105	160,530	78	118,362	51,603	66,759
39	311,332	157,879	153,453	79	115,089	50,498	64,591
				80+	610,585	242,273	368,312
				Total	21,045,742	10,440,632	10,605,110

Age	Total	Male	Female	Age	Total	Male	Female
0	219,688	112,427	107,261	40	311,266	157,831	153,435
1	224,665	114,962	109,703	41	297,977	150,611	147,366
2	229,351	117,357	111,994	42	285,689	143,707	141,982
3	233,805	119,633	114,172	43	275,653	137,716	137,937
4	238,298	121,931	116,367	44	267,817	132,699	135,118
5	244,162	124,928	119,234	45	258,935	127,066	131,869
6	250,150	127,989	122,161	46	250,730	121,889	128,841
7	254,612	130,267	124,345	47	248,560	120,083	128,477
8	258,549	132,279	126,270	48	254,360	122,742	131,618
9	262,733	134,417	128,316	49	265,550	128,455	137,095
10	267,894	137,052	130,842	50	279,663	135,762	143,901
11	273,317	139,823	133,494	51	291,608	141,918	149,690
12	278,196	142,316	135,880	52	297,570	145,044	152,526
13	282,665	144,601	138,064	53	294,790	143,692	151,098
14	287,008	146,818	140,190	54	285,744	139,142	146,602
15	291,216	148,962	142,254	55	273,278	132,876	140,402
16	294,984	150,874	144,110	56	262,590	127,567	135,023
17	298,346	152,584	145,762	57	256,956	124,864	132,092
18	301,477	154,168	147,309	58	258,915	126,056	132,859
19	304,991	155,953	149,038	59	265,446	129,589	135,857
20	308,995	157,979	151,016	60	274,943	134,602	140,341
21	313,092	160,051	153,041	61	280,153	137,394	142,759
22	317,205	162,134	155,071	62	274,139	134,490	139,649
23	321,254	164,178	157,076	63	252,858	123,849	129,009
24	329,452	168,362	161,090	64	221,308	108,006	113,302
25	241,835	123,394	118,441	65	185,213	89,835	95,378
26	312,621	159,830	152,791	66	154,049	74,117	79,932
27	335,111	171,369	163,742	67	133,748	63,843	69,905
28	332,509	169,978	162,531	68	128,960	61,295	67,665
29	318,523	162,720	155,803	69	135,336	64,278	71,058
30	303,404	154,899	148,505	70	144,869	68,802	76,067
31	293,827	149,955	143,872	71	151,001	71,536	79,465
32	293,460	149,779	143,681	72	153,795	72,427	81,368
33	302,281	154,342	147,939	73	150,950	70,312	80,638
34	316,816	161,852	154,964	74	144,121	66,117	78,004
35	330,678	168,997	161,681	75	136,459	61,370	75,089
36	342,122	174,838	167,284	76	130,198	57,397	72,801
37	346,267	176,825	169,442	77	124,723	54,205	70,518
38	340,154	173,416	166,738	78	120,502	52,131	68,371
39	326,580	166,064	160,516	79	116,971	50,721	66,250
				80+	389,369	259,820	389,369
				Total	21,168,875	10,506,159	10,662,716



Age	Total	Male	Female	Age	Total	Male	Female
0	214,464	109,754	104,710	40	326,517	166,017	160,500
1	219,616	112,378	107,238	41	311,193	157,777	153,416
2	224,634	114,942	109,692	42	297,907	150,559	147,348
3	229,329	117,342	111,987	43	285,623	143,658	141,965
4	233,791	119,624	114,167	44	275,589	137,669	137,920
5	238,289	121,924	116,365	45	267,738	132,641	135,097
6	244,149	124,918	119,231	46	258,843	126,998	131,845
7	250,138	127,980	122,158	47	250,640	121,823	128,817
8	254,600	130,257	124,343	48	248,472	120,019	128,453
9	258,536	132,269	126,267	49	254,269	122,676	131,593
10	262,721	134,408	128,313	50	265,423	128,360	137,063
11	267,883	137,044	130,839	51	279,493	135,634	143,859
12	273,307	139,815	133,492	52	291,429	141,784	149,645
13	278,185	142,307	135,878	53	297,388	144,907	152,481
14	282,654	144,593	138,061	54	294,610	143,556	151,054
15	286,990	146,804	140,186	55	285,522	138,974	146,548
16	291,194	148,944	142,250	56	273,018	132,679	140,339
17	294,959	150,854	144,105	57	262,340	127,378	134,962
18	298,323	152,565	145,758	58	256,712	124,679	132,033
19	301,452	154,148	147,304	59	258,669	125,869	132,800
20	304,962	155,929	149,033	60	265,111	129,333	135,778
21	308,960	157,951	151,009	61	274,506	134,266	140,240
22	313,059	160,024	153,035	62	279,707	137,052	142,655
23	317,170	162,105	155,065	63	273,702	134,155	139,547
24	321,218	164,149	157,069	64	252,457	123,541	128,916
25	329,416	168,333	161,083	65	220,795	107,619	113,176
26	241,807	123,372	118,435	66	184,645	89,414	95,231
27	312,584	159,802	152,782	67	153,577	73,769	79,808
28	335,073	171,339	163,734	68	133,341	63,543	69,798
29	332,470	169,948	162,522	69	128,568	61,008	67,560
30	318,484	162,690	155,794	70	134,737	63,848	70,889
31	303,366	154,870	148,496	71	144,017	68,201	75,816
32	293,790	149,927	143,863	72	150,113	70,910	79,203
33	293,421	149,750	143,671	73	152,893	71,794	81,099
34	302,244	154,314	147,930	74	150,071	69,698	80,373
35	316,770	161,817	154,953	75	142,891	65,285	77,606
36	330,626	168,958	161,668	76	134,916	60,355	74,561
37	342,067	174,797	167,270	77	128,735	56,446	72,289
38	346,211	176,783	169,428	78	123,330	53,308	70,022
39	340,100	173,375	166,725	79	119,159	51,269	67,890
				80+	685,740	275,593	410,147
				Total	21,283,418	10,567,167	10,716,251

Age	Total	Male	Female	Age	Total	Male	Female
0	209,331	107,128	102,203	40	340,037	173,327	166,710
1	214,397	109,708	104,689	41	326,445	165,963	160,482
2	219,589	112,360	107,229	42	311,124	157,725	153,399
3	224,613	114,927	109,686	43	297,842	150,510	147,332
4	229,315	117,333	111,982	44	285,560	143,611	141,949
5	233,784	119,618	114,166	45	275,512	137,611	137,901
6	238,277	121,915	116,362	46	267,646	132,572	135,074
7	244,138	124,909	119,229	47	258,754	126,932	131,822
8	250,125	127,970	122,155	48	250,556	121,760	128,796
9	254,588	130,248	124,340	49	248,388	119,957	128,431
10	258,526	132,261	126,265	50	254,155	122,590	131,565
11	262,711	134,400	128,311	51	265,268	128,243	137,025
12	267,874	137,037	130,837	52	279,332	135,511	143,821
13	273,296	139,807	133,489	53	291,260	141,655	149,605
14	278,175	142,299	135,876	54	297,216	144,776	152,440
15	282,638	144,580	138,058	55	294,391	143,388	151,003
16	286,968	146,786	140,182	56	285,263	138,775	146,488
17	291,172	148,926	142,246	57	272,771	132,489	140,282
18	294,936	150,835	144,101	58	262,103	127,196	134,907
19	298,300	152,547	145,753	59	256,479	124,500	131,979
20	301,424	154,125	147,299	60	258,359	125,629	132,730
21	304,931	155,903	149,028	61	264,709	129,022	135,687
22	308,928	157,925	151,003	62	274,091	133,943	140,148
23	313,026	159,997	153,029	63	279,284	136,723	142,561
24	317,138	162,078	155,060	64	273,287	133,832	139,455
25	321,183	164,121	157,062	65	251,897	123,114	128,783
26	329,380	168,305	161,075	66	220,146	107,130	113,016
27	241,781	123,351	118,430	67	184,104	89,008	95,096
28	312,550	159,775	152,775	68	153,129	73,434	79,695
29	335,036	171,310	163,726	69	132,954	63,255	69,699
30	332,432	169,919	162,513	70	128,023	60,612	67,411
31	318,445	162,660	155,785	71	133,979	63,306	70,673
32	303,331	154,843	148,488	72	143,207	67,622	75,585
33	293,754	149,899	143,855	73	149,271	70,309	78,962
34	293,386	149,724	143,662	74	152,037	71,185	80,852
35	302,202	154,282	147,920	75	148,835	68,844	79,991
36	316,723	161,781	154,942	76	141,332	64,234	77,098
37	330,576	168,920	161,656	77	133,457	59,383	74,074
38	342,016	174,758	167,258	78	127,352	55,537	71,815
39	346,158	176,743	169,415	79	122,014	52,450	69,564
				80+	720,749	290,103	430,646
				Total	21,389,471	10,623,779	10,765,692

Age	Total	Male	Female	Age	Total	Male	Female
0	204,215	104,510	99,705	40	346,096	176,696	169,400
1	209,268	107,084	102,184	41	339,966	173,272	166,694
2	214,371	109,690	104,681	42	326,375	165,910	160,465
3	219,569	112,346	107,223	43	311,058	157,675	153,383
4	224,601	114,919	109,682	44	297,780	150,462	147,318
5	229,307	117,327	111,980	45	285,484	143,553	141,931
6	233,774	119,610	114,164	46	275,421	137,542	137,879
7	238,266	121,906	116,360	47	267,559	132,506	135,053
8	244,127	124,900	119,227	48	258,669	126,868	131,801
9	250,113	127,961	122,152	49	250,475	121,699	128,776
10	254,578	130,240	124,338	50	248,280	119,875	128,405
11	258,517	132,254	126,263	51	254,015	122,482	131,533
12	262,702	134,393	128,309	52	265,121	128,130	136,991
13	267,865	137,030	130,835	53	279,177	135,392	143,785
14	273,286	139,799	133,487	54	291,098	141,530	149,568
15	278,160	142,287	135,873	55	297,005	144,612	152,393
16	282,617	144,563	138,054	56	294,135	143,189	150,946
17	286,946	146,768	140,178	57	285,015	138,582	146,433
18	291,151	148,909	142,242	58	272,534	132,305	140,229
19	294,915	150,817	144,098	59	261,875	127,019	134,856
20	298,273	152,525	145,748	60	256,183	124,269	131,914
21	301,395	154,101	147,294	61	257,985	125,336	132,649
22	304,901	155,878	149,023	62	264,326	128,721	135,605
23	308,897	157,899	150,998	63	273,692	133,630	140,062
24	312,995	159,971	153,024	64	278,878	136,404	142,474
25	317,106	162,052	155,054	65	272,705	133,382	139,323
26	321,150	164,095	157,055	66	251,183	122,570	128,613
27	329,345	168,277	161,068	67	219,524	106,656	112,868
28	241,756	123,331	118,425	68	183,585	88,614	94,971
29	312,517	159,749	152,768	69	152,700	73,110	79,590
30	334,999	171,281	163,718	70	132,411	62,855	69,556
31	332,395	169,890	162,505	71	127,329	60,110	67,219
32	318,408	162,632	155,776	72	133,253	62,782	70,471
33	303,296	154,816	148,480	73	142,433	67,062	75,371
34	293,721	149,873	143,848	74	148,464	69,727	78,737
35	293,348	149,695	143,653	75	150,826	70,334	80,492
36	302,158	154,248	147,910	76	147,259	67,760	79,499
37	316,678	161,746	154,932	77	139,846	63,222	76,624
38	330,528	168,884	161,644	78	132,066	58,448	73,618
39	341,967	174,720	167,247	79	126,037	54,663	71,374
				80+	754,986	304,079	450,907
				Total	21,486,990	10,676,009	10,810,981

Age	Total	Male	Female	Age	Total	Male	Female
0	199,076	101,880	97,196	40	341,909	174,675	167,234
1	204,155	104,468	99,687	41	346,026	176,642	169,384
2	209,245	107,068	102,177	42	339,897	173,219	166,678
3	214,352	109,677	104,675	43	326,309	165,859	160,450
4	219,558	112,338	107,220	44	310,996	157,627	153,369
5	224,594	114,914	109,680	45	297,703	150,403	147,300
6	229,297	117,319	111,978	46	285,394	143,483	141,911
7	233,764	119,602	114,162	47	275,334	137,475	137,859
8	238,255	121,897	116,358	48	267,476	132,442	135,034
9	244,116	124,891	119,225	49	258,588	126,806	131,782
10	250,104	127,954	122,150	50	250,371	121,619	128,752
11	254,569	130,233	124,336	51	248,148	119,772	128,376
12	258,508	132,247	126,261	52	253,881	122,378	131,503
13	262,694	134,386	128,308	53	264,980	128,020	136,960
14	267,856	137,023	130,833	54	279,028	135,277	143,751
15	273,272	139,788	133,484	55	290,901	141,375	149,526
16	278,140	142,270	135,870	56	296,756	144,416	152,340
17	282,598	144,547	138,051	57	293,889	142,996	150,893
18	286,925	146,751	140,174	58	284,777	138,395	146,382
19	291,130	148,892	142,238	59	272,307	132,127	140,180
20	294,892	150,797	144,095	60	261,585	126,790	134,795
21	298,244	152,501	145,743	61	255,827	123,987	131,840
22	301,366	154,077	147,289	62	257,626	125,052	132,574
23	304,872	155,853	149,019	63	263,959	128,430	135,529
24	308,868	157,875	150,993	64	273,309	133,326	139,983
25	312,965	159,946	153,019	65	278,307	135,958	142,349
26	317,074	162,027	155,047	66	271,961	132,808	139,153
27	321,118	164,069	157,049	67	250,499	122,043	128,456
28	329,313	168,251	161,062	68	218,927	106,197	112,730
29	241,732	123,312	118,420	69	183,088	88,233	94,855
30	312,484	159,723	152,761	70	152,096	72,659	79,437
31	334,962	171,252	163,710	71	131,718	62,347	69,371
32	332,359	169,862	162,497	72	126,665	59,624	67,041
33	318,373	162,604	155,769	73	132,558	62,275	70,283
34	303,263	154,791	148,472	74	141,691	66,520	75,171
35	293,685	149,845	143,840	75	147,321	68,913	78,408
36	293,307	149,663	143,644	76	149,278	69,251	80,027
37	302,117	154,216	147,901	77	145,756	66,716	79,040
38	316,634	161,712	154,922	78	138,430	62,249	76,181
39	330,483	168,849	161,634	79	130,741	57,548	73,193
				80+	789,671	318,558	471,113
				Total	21,576,002	10,723,860	10,852,142

Age	Total	Male	Female	Age	Total	Male	Female
0	194,112	99,340	94,772	40	330,430	168,807	161,623
1	199,021	101,841	97,180	41	341,843	174,623	167,220
2	204,132	104,452	99,680	42	345,958	176,589	169,369
3	209,228	107,056	102,172	43	339,831	173,168	166,663
4	214,342	109,669	104,673	44	326,247	165,810	160,437
5	219,551	112,333	107,218	45	310,919	157,567	153,352
6	224,585	114,907	109,678	46	297,613	150,333	147,280
7	229,287	117,311	111,976	47	285,307	143,415	141,892
8	233,754	119,594	114,160	48	275,252	137,411	137,841
9	238,245	121,889	116,356	49	267,396	132,380	135,016
10	244,107	124,884	119,223	50	258,484	126,724	131,760
11	250,096	127,947	122,149	51	250,243	121,518	128,725
12	254,561	130,227	124,334	52	248,022	119,673	128,349
13	258,499	132,240	126,259	53	253,752	122,277	131,475
14	262,686	134,379	128,307	54	264,845	127,914	136,931
15	267,843	137,012	130,831	55	278,847	135,133	143,714
16	273,253	139,773	133,480	56	290,667	141,190	149,477
17	278,121	142,254	135,867	57	296,517	144,226	152,291
18	282,579	144,531	138,048	58	293,654	142,809	150,845
19	286,906	146,735	140,171	59	284,548	138,214	146,334
20	291,107	148,873	142,234	60	272,018	131,896	140,122
21	294,865	150,774	144,091	61	261,236	126,511	134,725
22	298,217	152,478	145,739	62	255,485	123,714	131,771
23	301,339	154,054	147,285	63	257,282	124,777	132,505
24	304,845	155,830	149,015	64	263,606	128,147	135,459
25	308,839	157,851	150,988	65	272,771	132,902	139,869
26	312,936	159,922	153,014	66	277,576	135,388	142,188
27	317,044	162,003	155,041	67	271,247	132,252	138,995
28	321,087	164,044	157,043	68	249,842	121,532	128,310
29	329,281	168,225	161,056	69	218,355	105,752	112,603
30	241,708	123,293	118,415	70	182,387	87,702	94,685
31	312,452	159,698	152,754	71	151,327	72,087	79,240
32	334,927	171,224	163,703	72	131,053	61,855	69,198
33	332,324	169,835	162,489	73	126,029	59,154	66,875
34	318,339	162,577	155,762	74	131,892	61,784	70,108
35	303,229	154,764	148,465	75	140,638	65,761	74,877
36	293,645	149,814	143,831	76	145,858	67,875	77,983
37	293,269	149,633	143,636	77	147,801	68,209	79,592
38	302,078	154,185	147,893	78	144,322	65,711	78,611
39	316,592	161,680	154,912	79	137,081	61,313	75,768
				80+	825,422	334,116	491,306
				Total	21,656,634	10,767,350	10,889,284

2050

Age	Total	Male	Female	Age	Total	Male	Female
0	188,864	96,655	92,209	40	316,543	161,641	154,902
1	194,061	99,303	94,758	41	330,369	168,759	161,610
2	198,999	101,826	97,173	42	341,780	174,573	167,207
3	204,115	104,440	99,675	43	345,894	176,538	169,356
4	209,219	107,049	102,170	44	339,769	173,119	166,650
5	214,336	109,664	104,672	45	326,170	165,749	160,421
6	219,542	112,326	107,216	46	310,828	157,495	153,333
7	224,576	114,900	109,676	47	297,525	150,264	147,261
8	229,277	117,303	111,974	48	285,225	143,350	141,875
9	233,745	119,587	114,158	49	275,173	137,349	137,824
10	238,237	121,882	116,355	50	267,292	132,297	134,995
11	244,099	124,877	119,222	51	258,357	126,622	131,735
12	250,088	127,941	122,147	52	250,122	121,422	128,700
13	254,554	130,221	124,333	53	247,900	119,576	128,324
14	258,491	132,234	126,257	54	253,629	122,180	131,449
15	262,674	134,369	128,305	55	264,680	127,782	136,898
16	267,825	136,997	130,828	56	278,631	134,960	143,671
17	273,235	139,758	133,477	57	290,444	141,011	149,433
18	278,104	142,239	135,865	58	296,287	144,042	152,245
19	282,560	144,515	138,045	59	293,428	142,628	150,800
20	286,884	146,717	140,167	60	284,257	137,979	146,278
21	291,083	148,852	142,231	61	271,669	131,614	140,055
22	294,838	150,751	144,087	62	260,900	126,240	134,660
23	298,192	152,457	145,735	63	255,158	123,450	131,708
24	301,312	154,031	147,281	64	256,952	124,510	132,442
25	304,819	155,808	149,011	65	263,106	127,750	135,356
26	308,811	157,828	150,983	66	272,083	132,361	139,722
27	312,906	159,898	153,008	67	276,874	134,836	142,038
28	317,016	161,980	155,036	68	270,562	131,713	138,849
29	321,058	164,020	157,038	69	249,211	121,036	128,175
30	329,250	168,200	161,050	70	217,548	105,132	112,416
31	241,684	123,274	118,410	71	181,492	87,027	94,465
32	312,421	159,673	152,748	72	150,589	71,533	79,056
33	334,894	171,198	163,696	73	130,417	61,379	69,038
34	332,290	169,808	162,482	74	125,418	58,699	66,719
35	318,304	162,549	155,755	75	130,946	61,095	69,851
36	303,191	154,734	148,457	76	139,288	64,793	74,495
37	293,608	149,785	143,823	77	144,462	66,876	77,586
38	293,233	149,604	143,629	78	146,391	67,205	79,186
39	302,039	154,155	147,884	79	142,954	64,744	78,210
				80+	863,689	351,458	512,231
				Total	21,728,446	10,806,195	10,922,251

# **Appendix C**

**Population projections according to five fertility scenarios,  
2019 to 2050**





# **Appendix C1**

**Population projection according to the recommended future  
fertility levels**



2019

Age	Total	Male	Female	Age	Total	Male	Female
0	311,246	159,377	151,869	40	193,202	94,914	98,288
1	314,325	160,932	153,393	41	161,437	78,811	82,625
2	312,672	160,041	152,631	42	140,832	68,332	72,500
3	308,145	157,668	150,477	43	136,511	66,075	70,436
4	302,597	154,774	147,823	44	144,074	69,802	74,272
5	297,999	152,381	145,617	45	155,333	75,425	79,908
6	296,206	151,453	144,753	46	163,340	79,348	83,992
7	298,730	152,772	145,958	47	167,901	81,325	86,577
8	306,505	156,819	149,687	48	166,408	79,974	86,434
9	318,743	163,175	155,568	49	160,508	76,228	84,280
10	332,815	170,460	162,355	50	153,930	71,983	81,947
11	344,482	176,452	168,030	51	149,166	68,756	80,410
12	348,817	178,571	170,246	52	145,294	66,377	78,916
13	342,846	175,255	167,591	53	142,923	65,317	77,606
14	329,344	167,947	161,397	54	141,464	65,093	76,372
15	314,056	159,725	154,332	55	140,340	65,265	75,075
16	300,770	152,495	148,275	56	138,256	64,766	73,490
17	288,487	145,582	142,906	57	134,259	62,764	71,495
18	278,476	139,587	138,888	58	127,673	58,687	68,986
19	270,689	134,582	136,107	59	119,272	53,177	66,095
20	261,834	128,946	132,887	60	110,064	47,074	62,990
21	253,631	123,754	129,877	61	101,476	41,562	59,914
22	251,561	121,990	129,571	62	94,265	37,262	57,003
23	257,540	124,752	132,789	63	89,147	34,763	54,384
24	269,026	130,645	138,381	64	85,557	33,592	51,965
25	283,517	138,188	145,329	65	82,446	32,832	49,614
26	295,860	144,611	151,249	66	78,882	31,736	47,147
27	302,186	147,973	154,214	67	74,817	30,328	44,490
28	299,644	146,774	152,871	68	69,909	28,343	41,566
29	290,747	142,314	148,433	69	64,440	25,965	38,475
30	278,392	136,120	142,272	70	59,136	23,661	35,475
31	267,888	130,930	136,958	71	54,296	21,650	32,646
32	262,550	128,417	134,133	72	49,575	19,724	29,851
33	264,985	129,913	135,072	73	45,017	17,915	27,102
34	272,162	133,857	138,305	74	40,744	16,251	24,493
35	282,504	139,419	143,084	75	36,906	14,761	22,145
36	288,593	142,796	145,797	76	33,643	13,471	20,172
37	283,174	140,279	142,895	77	31,073	12,413	18,661
38	261,945	129,663	132,282	78	29,290	11,614	17,675
39	229,978	113,530	116,448	79	28,360	11,107	17,253
				80+	161,834	60,272	101,562
				Total	16,078,666	7,823,634	8,255,032

2020

Age	Total	Male	Female	Age	Total	Male	Female
0	319,310	163,666	155,645	40	210,058	103,342	106,716
1	317,325	162,489	154,836	41	181,439	88,893	92,546
2	312,952	160,125	152,826	42	161,134	78,635	82,499
3	307,453	157,221	150,232	43	153,227	74,642	78,585
4	302,092	154,423	147,669	44	154,544	75,289	79,255
5	298,218	152,422	145,796	45	158,337	77,220	81,117
6	297,095	151,865	145,230	46	160,015	78,017	81,998
7	299,726	153,264	146,462	47	160,839	78,149	82,690
8	306,689	156,909	149,780	48	159,425	76,846	82,579
9	317,269	162,420	154,849	49	156,381	74,522	81,859
10	329,377	168,701	160,676	50	153,509	72,126	81,383
11	339,722	174,036	165,686	51	151,637	70,339	81,299
12	344,495	176,435	168,060	52	149,771	68,938	80,833
13	341,351	174,672	166,679	53	147,890	68,073	79,816
14	332,239	169,750	162,489	54	145,826	67,485	78,341
15	322,141	164,330	157,811	55	143,898	67,164	76,734
16	313,134	159,416	153,718	56	141,470	66,414	75,056
17	302,876	153,631	149,246	57	137,446	64,398	73,048
18	291,682	147,074	144,608	58	131,342	60,670	70,672
19	280,383	140,272	140,111	59	123,754	55,742	68,012
20	267,388	132,515	134,873	60	115,470	50,324	65,146
21	255,715	125,535	130,181	61	107,559	45,324	62,235
22	250,745	122,218	128,527	62	100,570	41,158	59,412
23	254,868	123,894	130,974	63	95,043	38,271	56,772
24	265,371	129,101	136,270	64	90,597	36,343	54,254
25	278,866	135,926	142,940	65	86,440	34,678	51,761
26	290,213	141,647	148,566	66	81,979	32,812	49,167
27	296,483	144,843	151,640	67	77,329	30,903	46,426
28	295,064	144,162	150,902	68	72,312	28,824	43,488
29	288,149	140,720	147,429	69	67,075	26,648	40,427
30	278,283	135,824	142,459	70	62,082	24,613	37,469
31	270,162	131,866	138,296	71	57,421	22,778	34,642
32	266,692	130,312	136,380	72	52,756	20,973	31,782
33	270,147	132,313	137,834	73	48,056	19,180	28,876
34	277,759	136,448	141,310	74	43,490	17,448	26,042
35	288,038	141,952	146,085	75	39,297	15,852	23,445
36	294,307	145,412	148,895	76	35,690	14,459	21,232
37	290,054	143,498	146,556	77	32,827	13,313	19,514
38	271,389	134,218	137,171	78	30,800	12,440	18,360
39	242,765	119,836	122,929	79	29,643	11,844	17,800
				80+	161,723	59,543	102,180
				Total	16,338,087	7,959,992	8,378,095

2021

Age	Total	Male	Female	Age	Total	Male	Female
0	315,773	161,885	153,887	40	230,166	113,387	116,779
1	311,922	159,688	152,234	41	210,006	103,299	106,706
2	308,635	157,856	150,780	42	192,688	94,622	98,066
3	306,125	156,486	149,639	43	180,049	88,283	91,765
4	304,605	155,677	148,928	44	171,247	83,845	87,403
5	304,316	155,541	148,775	45	162,770	79,585	83,185
6	305,470	156,174	149,296	46	154,306	75,273	79,033
7	308,204	157,636	150,568	47	149,114	72,414	76,700
8	312,524	159,918	152,606	48	147,866	71,289	76,577
9	318,048	162,812	155,236	49	149,460	71,427	78,033
10	323,979	165,899	158,080	50	152,547	72,198	80,349
11	329,157	168,573	160,585	51	155,187	72,815	82,371
12	332,268	170,147	162,121	52	156,217	72,880	83,338
13	332,435	170,162	162,273	53	154,575	71,969	82,606
14	330,082	168,823	161,259	54	150,854	70,268	80,586
15	327,939	167,600	160,339	55	146,842	68,534	78,308
16	325,379	166,096	159,284	56	143,159	66,851	76,307
17	318,993	162,403	156,590	57	138,698	64,529	74,169
18	307,826	155,971	151,855	58	133,405	61,427	71,979
19	293,672	147,806	145,866	59	127,475	57,752	69,723
20	277,411	138,491	138,920	60	121,143	53,836	67,307
21	263,131	130,264	132,867	61	114,715	49,996	64,720
22	255,053	125,340	129,713	62	108,382	46,312	62,070
23	255,718	125,092	130,626	63	102,327	42,940	59,388
24	262,721	128,259	134,462	64	96,517	39,845	56,672
25	271,989	132,626	139,363	65	90,671	36,756	53,915
26	279,561	136,153	143,407	66	84,820	33,718	51,101
27	284,670	138,572	146,098	67	79,313	31,076	48,237
28	285,655	139,057	146,597	68	74,258	28,934	45,324
29	283,617	138,136	145,481	69	69,565	27,177	42,388
30	280,087	136,533	143,554	70	65,272	25,689	39,583
31	277,434	135,402	142,032	71	61,079	24,231	36,848
32	276,767	135,294	141,473	72	56,608	22,631	33,977
33	279,095	136,696	142,399	73	51,680	20,763	30,917
34	282,937	138,859	144,077	74	46,580	18,755	27,824
35	287,851	141,579	146,272	75	41,753	16,822	24,931
36	290,111	142,967	147,144	76	37,588	15,147	22,441
37	285,646	140,938	144,709	77	34,344	13,844	20,500
38	272,166	134,320	137,845	78	32,129	12,943	19,186
39	252,253	124,420	127,833	79	30,910	12,400	18,511
				80+	164,579	60,839	103,740
				Total	16,592,089	8,093,453	8,498,636

2022

Age	Total	Male	Female	Age	Total	Male	Female
0	307,695	157,694	150,001	40	250,868	123,702	127,166
1	303,603	155,364	148,239	41	241,735	119,278	122,457
2	303,085	154,963	148,121	42	228,942	112,953	115,989
3	305,159	155,970	149,189	43	211,566	104,246	107,320
4	308,847	157,862	150,985	44	191,517	94,122	97,394
5	313,122	160,093	153,029	45	169,326	82,904	86,422
6	317,004	162,141	154,863	46	149,613	72,894	76,719
7	319,650	163,556	156,094	47	137,586	66,634	70,952
8	320,440	164,005	156,434	48	136,200	65,587	70,614
9	319,431	163,510	155,921	49	142,503	68,307	74,196
10	317,405	162,472	154,933	50	151,674	72,414	79,260
11	315,773	161,623	154,149	51	158,798	75,510	83,287
12	316,217	161,837	154,380	52	162,641	77,026	85,615
13	319,654	163,586	156,068	53	161,053	75,921	85,132
14	324,742	166,158	158,584	54	155,432	72,871	82,561
15	331,313	169,493	161,820	55	149,072	69,451	79,620
16	335,809	171,690	164,119	56	143,947	66,630	77,316
17	334,127	170,524	163,603	57	139,016	63,936	75,080
18	324,046	164,800	159,247	58	134,708	61,587	73,121
19	308,190	155,928	152,262	59	130,755	59,432	71,323
20	290,068	145,851	144,217	60	126,761	57,340	69,421
21	274,415	137,075	137,340	61	122,152	54,929	67,223
22	263,612	130,783	132,829	62	116,688	51,901	64,786
23	260,032	128,217	131,814	63	110,134	48,068	62,066
24	261,942	128,512	133,430	64	102,853	43,720	59,133
25	264,942	129,353	135,589	65	95,175	39,094	56,081
26	267,004	129,781	137,223	66	87,830	34,801	53,029
27	270,087	130,963	139,124	67	81,403	31,366	50,037
28	273,880	132,810	141,070	68	76,314	29,146	47,168
29	277,995	135,053	142,941	69	72,216	27,825	44,390
30	282,538	137,622	144,916	70	68,685	26,908	41,777
31	286,689	139,989	146,701	71	64,997	25,833	39,164
32	289,138	141,476	147,661	72	60,734	24,425	36,309
33	289,176	141,680	147,496	73	55,553	22,441	33,112
34	287,112	140,776	146,336	74	49,869	20,097	29,772
35	284,030	139,364	144,666	75	44,356	17,766	26,589
36	280,217	137,623	142,595	76	39,595	15,766	23,829
37	274,849	135,117	139,732	77	35,957	14,287	21,670
38	267,805	131,790	136,015	78	33,569	13,369	20,200
39	259,209	127,688	131,521	79	32,330	12,918	19,412
				80+	169,159	63,127	106,032
				Total	16,843,333	8,225,325	8,618,008

2023

Age	Total	Male	Female	Age	Total	Male	Female
0	307,826	157,697	150,128	40	268,585	132,471	136,114
1	301,719	154,348	147,371	41	269,080	132,983	136,097
2	301,540	154,145	147,396	42	260,642	128,911	131,730
3	305,463	156,126	149,337	43	240,081	118,617	121,464
4	311,661	159,332	152,329	44	211,491	104,181	107,310
5	318,214	162,751	155,463	45	178,862	87,666	91,196
6	323,296	165,422	157,873	46	150,570	73,314	77,257
7	325,364	166,533	158,831	47	132,941	64,282	68,659
8	323,350	165,519	157,831	48	130,587	62,896	67,691
9	317,608	162,556	155,051	49	139,307	67,042	72,265
10	310,005	158,615	151,390	50	151,742	73,058	78,684
11	303,737	155,357	148,380	51	161,052	77,471	83,581
12	302,567	154,741	147,826	52	166,285	79,732	86,554
13	308,647	157,885	150,763	53	164,674	78,423	86,251
14	319,395	163,432	155,963	54	158,049	74,519	83,530
15	332,476	170,171	162,304	55	150,498	70,053	80,445
16	342,374	175,203	167,171	56	144,756	66,556	78,200
17	344,717	176,206	168,511	57	139,855	63,746	76,109
18	336,464	171,574	164,890	58	136,495	62,079	74,417
19	320,653	162,907	157,746	59	134,104	61,143	72,961
20	302,686	153,118	149,569	60	131,943	60,505	71,439
21	287,277	144,637	142,640	61	128,833	59,269	69,564
22	274,889	137,589	137,300	62	124,138	56,821	67,317
23	267,456	132,951	134,505	63	117,309	52,709	64,601
24	264,082	130,327	133,755	64	109,003	47,466	61,537
25	260,587	127,585	133,001	65	100,022	41,732	58,291
26	256,992	124,890	132,103	66	91,606	36,528	55,077
27	257,564	124,609	132,955	67	84,478	32,477	52,000
28	263,294	127,355	135,939	68	79,277	30,110	49,167
29	272,450	132,150	140,300	69	75,487	28,981	46,506
30	283,700	138,134	145,566	70	72,358	28,332	44,026
31	293,425	143,319	150,106	71	68,890	27,399	41,491
32	298,400	146,068	152,332	72	64,670	26,031	38,639
33	296,470	145,229	151,241	73	59,258	23,921	35,337
34	289,448	141,752	147,696	74	53,145	21,335	31,810
35	279,703	136,903	142,801	75	47,140	18,733	28,407
36	270,913	132,598	138,315	76	41,940	16,509	25,431
37	265,004	129,802	135,202	77	37,980	14,895	23,085
38	263,694	129,398	134,296	78	35,399	13,939	21,460
39	265,017	130,364	134,653	79	34,053	13,515	20,538
				80+	174,751	65,797	108,954
				Total	17,091,464	8,355,443	8,736,021

2024

Age	Total	Male	Female	Age	Total	Male	Female
0	340,878	174,671	166,206	40	280,841	138,441	142,400
1	323,492	165,533	157,958	41	286,796	141,747	145,049
2	313,427	160,259	153,168	42	281,328	139,211	142,117
3	308,928	157,921	151,007	43	260,169	128,644	131,525
4	308,239	157,593	150,646	44	228,350	112,605	115,745
5	309,523	158,307	151,217	45	191,756	94,104	97,652
6	311,025	159,135	151,890	46	160,122	78,087	82,035
7	311,236	159,280	151,955	47	139,545	67,630	71,915
8	309,058	158,164	150,894	48	135,101	65,305	69,796
9	304,628	155,853	148,775	49	142,432	68,897	73,534
10	299,399	153,109	146,290	50	153,415	74,360	79,055
11	295,974	151,298	144,676	51	161,168	78,137	83,031
12	297,451	152,045	145,406	52	165,507	79,990	85,517
13	305,529	156,242	149,287	53	163,850	78,557	85,293
14	317,795	162,615	155,181	54	157,827	74,756	83,071
15	332,305	170,129	162,176	55	151,130	70,467	80,664
16	343,903	176,077	167,826	56	146,220	67,178	79,042
17	348,169	178,149	170,020	57	142,166	64,707	77,459
18	342,136	174,788	167,348	58	139,564	63,511	76,053
19	328,578	167,438	161,140	59	137,839	63,121	74,718
20	313,227	159,168	154,059	60	136,425	63,110	73,315
21	299,876	151,891	147,985	61	134,063	62,447	71,616
22	287,546	144,947	142,600	62	129,831	60,334	69,497
23	277,511	138,942	138,569	63	123,073	56,223	66,850
24	269,717	133,941	135,776	64	114,541	50,730	63,811
25	260,863	128,317	132,546	65	105,225	44,669	60,556
26	252,656	123,132	129,524	66	96,501	39,177	57,324
27	250,564	121,362	129,202	67	89,077	34,841	54,237
28	256,494	124,100	132,394	68	83,641	32,226	51,415
29	267,913	129,955	137,957	69	79,659	30,882	48,777
30	282,326	137,455	144,870	70	76,305	29,995	46,310
31	294,601	143,841	150,760	71	72,570	28,809	43,761
32	300,881	147,178	153,703	72	68,119	27,247	40,871
33	298,327	145,973	152,355	73	62,527	25,024	37,503
34	289,440	141,519	147,921	74	56,269	22,385	33,885
35	277,113	135,340	141,773	75	50,125	19,756	30,369
36	266,625	130,160	136,465	76	44,766	17,501	27,265
37	261,261	127,634	133,627	77	40,611	15,832	24,779
38	263,608	129,084	134,524	78	37,795	14,795	23,000
39	270,658	132,962	137,696	79	36,182	14,274	21,908
				80+	180,994	68,535	112,459
				Total	17,336,307	8,483,754	8,852,553



2025

Age	Total	Male	Female	Age	Total	Male	Female
0	328,291	168,203	160,089	40	286,499	141,047	145,452
1	315,815	161,602	154,213	41	292,641	144,439	148,201
2	309,450	158,235	151,215	42	288,331	142,500	145,832
3	307,611	157,264	150,347	43	269,708	133,252	136,456
4	308,713	157,852	150,860	44	241,191	118,940	122,252
5	311,089	159,119	151,970	45	208,615	102,529	106,085
6	313,156	160,228	152,929	46	180,089	88,143	91,946
7	313,562	160,463	153,099	47	159,805	77,902	81,903
8	311,345	159,317	152,028	48	151,815	73,862	77,953
9	306,719	156,898	149,821	49	152,970	74,414	78,557
10	301,148	153,974	147,174	50	156,573	76,231	80,342
11	297,189	151,888	145,301	51	158,069	76,920	81,148
12	297,871	152,232	145,640	52	158,717	76,954	81,763
13	304,891	155,895	148,996	53	157,147	75,571	81,576
14	316,038	161,712	154,327	54	153,958	73,179	80,780
15	328,918	168,402	160,516	55	150,937	70,718	80,220
16	339,202	173,697	165,505	56	148,897	68,853	80,044
17	343,911	176,053	167,858	57	146,836	67,350	79,486
18	340,703	174,244	166,459	58	144,729	66,351	78,378
19	331,529	169,276	162,254	59	142,417	65,608	76,809
20	321,363	163,804	157,559	60	140,221	65,117	75,104
21	312,288	158,841	153,446	61	137,528	64,210	73,318
22	301,984	153,025	148,959	62	133,269	62,078	71,191
23	290,772	146,461	144,311	63	126,971	58,292	68,679
24	279,477	139,670	139,807	64	119,215	53,344	65,871
25	266,495	131,931	134,564	65	110,778	47,924	62,854
26	254,828	124,964	129,864	66	102,693	42,906	59,786
27	249,846	121,648	128,198	67	95,477	38,691	56,786
28	253,931	123,307	130,625	68	89,651	35,705	53,946
29	264,378	128,485	135,894	69	84,858	33,646	51,212
30	277,808	135,274	142,534	70	80,505	31,899	48,606
31	289,097	140,965	148,132	71	75,909	29,978	45,931
32	295,326	144,139	151,188	72	70,889	27,937	42,952
33	293,893	143,450	150,443	73	65,180	25,622	39,558
34	286,980	140,009	146,971	74	59,124	23,170	35,953
35	277,131	135,122	142,009	75	53,271	20,822	32,449
36	269,014	131,167	137,848	76	48,098	18,778	29,319
37	265,511	129,595	135,916	77	43,911	17,162	26,749
38	268,879	131,550	137,329	78	40,822	15,999	24,823
39	276,369	135,622	140,747	79	38,759	15,230	23,530
				80+	188,168	71,397	116,771
				Total	17,577,760	8,610,248	8,967,512

2026

Age	Total	Male	Female	Age	Total	Male	Female
0	317,921	162,863	155,058	40	286,458	140,758	145,701
1	311,172	159,235	151,937	41	288,620	142,096	146,525
2	307,545	157,285	150,260	42	284,098	140,039	144,059
3	306,285	156,608	149,677	43	270,614	133,427	137,187
4	306,640	156,799	149,841	44	250,736	123,553	127,183
5	307,819	157,434	150,385	45	228,692	112,553	116,139
6	309,071	158,107	150,963	46	208,553	102,484	106,069
7	309,748	158,473	151,275	47	191,234	93,811	97,424
8	309,383	158,278	151,105	48	178,561	87,452	91,109
9	308,046	157,558	150,488	49	169,695	82,973	86,722
10	306,376	156,654	149,722	50	161,144	78,666	82,478
11	305,513	156,174	149,339	51	152,597	74,303	78,294
12	306,812	156,840	149,972	52	147,288	71,377	75,911
13	311,021	159,053	151,968	53	145,884	70,169	75,715
14	317,100	162,252	154,848	54	147,289	70,208	77,081
15	323,569	165,631	157,938	55	150,168	70,874	79,294
16	328,699	168,273	160,426	56	152,595	71,383	81,212
17	331,752	169,808	161,943	57	153,411	71,332	82,079
18	331,854	169,777	162,077	58	151,560	70,300	81,260
19	329,431	168,386	161,045	59	147,634	68,473	79,160
20	327,210	167,105	160,105	60	143,408	66,610	76,798
21	324,576	165,547	159,029	61	139,502	64,801	74,701
22	318,139	161,821	156,318	62	134,813	62,364	72,448
23	306,957	155,382	151,575	63	129,288	59,165	70,123
24	292,812	147,230	145,581	64	123,122	55,407	67,715
25	276,568	137,936	138,633	65	116,551	51,411	65,140
26	262,299	129,723	132,575	66	109,879	47,489	62,390
27	254,219	124,806	129,413	67	103,292	43,730	59,562
28	254,861	124,551	130,310	68	96,970	40,286	56,685
29	261,827	127,700	134,127	69	90,885	37,122	53,763
30	271,052	132,046	139,005	70	84,935	34,030	50,905
31	278,584	135,556	143,028	71	79,020	31,000	48,019
32	283,661	137,958	145,703	72	73,172	28,258	44,914
33	284,624	138,431	146,192	73	67,391	25,863	41,528
34	282,570	137,499	145,070	74	61,801	23,781	38,020
35	279,030	135,888	143,142	75	56,570	21,945	34,625
36	276,360	134,746	141,614	76	51,850	20,298	31,552
37	275,652	134,615	141,037	77	47,759	18,811	28,948
38	277,906	135,979	141,927	78	44,374	17,487	26,887
39	281,654	138,095	143,559	79	41,734	16,355	25,379
				80+	196,682	74,565	122,117
				Total	17,816,143	8,735,112	9,081,031

2027

Age	Total	Male	Female	Age	Total	Male	Female
0	307,642	157,562	150,080	40	282,793	138,633	144,160
1	307,318	157,275	150,043	41	278,921	136,863	142,058
2	306,345	156,702	149,644	42	273,497	134,331	139,166
3	305,073	156,012	149,061	43	266,403	130,981	135,422
4	303,846	155,372	148,474	44	257,761	126,858	130,904
5	303,035	154,962	148,073	45	249,364	122,844	126,519
6	302,987	154,950	148,037	46	240,174	118,393	121,781
7	303,982	155,471	148,511	47	227,352	112,054	115,298
8	306,193	156,606	149,587	48	209,986	103,352	106,633
9	309,461	158,273	151,188	49	189,966	93,244	96,723
10	313,279	160,217	153,062	50	167,818	82,047	85,771
11	316,831	162,029	154,802	51	148,118	72,042	76,076
12	319,170	163,236	155,934	52	136,032	65,748	70,284
13	319,722	163,551	156,171	53	134,491	64,613	69,878
14	319,009	163,228	155,781	54	140,564	67,205	73,360
15	317,042	162,234	154,808	55	149,472	71,166	78,306
16	315,375	161,362	154,012	56	156,340	74,122	82,218
17	315,769	161,542	154,227	57	159,954	75,510	84,443
18	319,140	163,243	155,897	58	158,181	74,301	83,879
19	324,152	165,759	158,392	59	152,404	71,164	81,240
20	330,636	169,031	161,604	60	145,892	67,663	78,229
21	335,052	171,171	163,880	61	140,590	64,751	75,839
22	333,316	169,968	163,347	62	135,442	61,947	73,495
23	323,218	164,235	158,982	63	130,862	59,461	71,401
24	307,371	155,376	151,995	64	126,598	57,152	69,446
25	289,267	145,318	143,948	65	122,271	54,894	67,377
26	273,624	136,556	137,068	66	117,340	52,331	65,009
27	262,825	130,274	132,552	67	111,590	49,196	62,394
28	259,238	127,710	131,527	68	104,801	45,316	59,486
29	261,131	128,001	133,130	69	97,320	40,963	56,358
30	264,113	128,838	135,275	70	89,635	36,415	53,220
31	266,159	129,263	136,896	71	82,303	32,196	50,106
32	269,218	130,435	138,784	72	75,564	28,692	46,872
33	272,981	132,264	140,717	73	69,708	26,198	43,510
34	277,059	134,485	142,574	74	64,625	24,494	40,131
35	281,564	137,027	144,536	75	60,070	23,188	36,883
36	285,674	139,368	146,306	76	55,846	21,946	33,901
37	288,075	140,829	147,246	77	51,868	20,580	31,287
38	288,059	141,005	147,054	78	48,176	19,068	29,108
39	285,936	140,073	145,862	79	44,932	17,540	27,392
				80+	206,719	78,180	128,539
				Total	18,051,625	8,858,455	9,193,170

2028

Age	Total	Male	Female	Age	Total	Male	Female
0	295,929	151,520	144,409	40	278,609	136,253	142,355
1	302,055	154,588	147,467	41	269,788	131,937	137,851
2	304,741	155,909	148,832	42	263,825	129,115	134,710
3	305,024	156,014	149,010	43	262,429	128,666	133,764
4	303,943	155,433	148,510	44	263,647	129,575	134,072
5	302,592	154,726	147,867	45	267,085	131,610	135,475
6	302,010	154,422	147,587	46	267,464	132,059	135,405
7	303,068	154,969	148,099	47	258,973	127,959	131,015
8	306,366	156,670	149,696	48	238,448	117,685	120,763
9	311,675	159,407	152,269	49	209,948	103,299	106,649
10	317,888	162,608	155,279	50	177,435	86,850	90,585
11	323,123	165,309	157,815	51	149,218	72,540	76,678
12	325,173	166,372	158,801	52	131,572	63,497	68,075
13	322,762	165,142	157,620	53	129,072	62,025	67,047
14	317,370	162,377	154,993	54	137,551	66,030	71,521
15	309,685	158,405	151,281	55	149,701	71,880	77,820
16	303,392	155,130	148,262	56	158,743	76,139	82,603
17	302,178	154,484	147,694	57	163,747	78,271	85,476
18	308,193	157,581	150,612	58	161,972	76,874	85,098
19	318,861	163,070	155,791	59	155,225	72,908	82,316
20	331,853	169,745	162,108	60	147,565	68,396	79,170
21	341,669	174,718	166,951	61	141,678	64,833	76,846
22	343,955	175,682	168,274	62	136,566	61,914	74,651
23	335,682	171,039	164,643	63	132,903	60,079	72,825
24	319,878	162,382	157,496	64	130,146	58,936	71,210
25	301,924	152,607	149,317	65	127,585	58,067	69,518
26	286,521	144,137	142,384	66	124,096	56,625	67,471
27	274,140	137,100	137,040	67	119,087	54,042	65,045
28	266,712	132,472	134,240	68	112,041	49,894	62,147
29	263,339	129,855	133,484	69	103,581	44,685	58,896
30	259,848	127,124	132,725	70	94,656	39,080	55,576
31	256,256	124,437	131,819	71	86,300	33,992	52,308
32	256,814	124,152	132,661	72	78,876	29,890	48,986
33	262,509	126,879	135,631	73	72,877	27,232	45,645
34	271,615	131,642	139,974	74	68,039	25,682	42,357
35	282,806	137,588	145,219	75	63,840	24,630	39,209
36	292,474	142,737	149,737	76	59,847	23,564	36,284
37	297,399	145,457	151,942	77	55,843	22,192	33,651
38	295,430	144,599	150,831	78	51,851	20,481	31,369
39	288,377	141,110	147,268	79	48,122	18,635	29,487
				80	218,530	82,446	136,084
				Total	18,283,710	8,980,062	9,303,648

2029

Age	Total	Male	Female	Age	Total	Male	Female
0	277,481	142,010	135,471	40	276,136	134,759	141,377
1	290,953	148,890	142,062	41	265,630	129,573	136,057
2	301,405	154,222	147,183	42	260,212	127,020	133,191
3	309,160	158,171	150,989	43	262,456	128,415	134,041
4	314,538	160,905	153,634	44	269,372	132,217	137,154
5	317,865	162,591	155,274	45	279,392	137,604	141,788
6	319,462	163,397	156,065	46	285,204	140,830	144,375
7	319,643	163,486	156,157	47	279,668	138,255	141,413
8	318,712	163,013	155,699	48	258,545	127,709	130,836
9	316,941	162,117	154,823	49	226,830	111,729	115,101
10	314,563	160,914	153,649	50	190,368	93,304	97,064
11	311,783	159,501	152,281	51	158,824	77,339	81,486
12	308,790	157,970	150,820	52	138,249	66,881	71,368
13	305,813	156,433	149,380	53	133,682	64,481	69,201
14	303,191	155,066	148,125	54	140,798	67,944	72,854
15	299,120	152,926	146,194	55	151,523	73,252	78,271
16	295,671	151,099	144,572	56	159,034	76,885	82,148
17	297,106	151,818	145,288	57	163,165	78,619	84,546
18	305,122	155,969	149,153	58	161,359	77,107	84,252
19	317,312	162,286	155,026	59	155,222	73,253	81,970
20	331,737	169,738	161,999	60	148,425	68,925	79,501
21	343,257	175,630	167,627	61	143,376	65,576	77,799
22	347,467	177,663	169,804	62	139,108	62,993	76,114
23	341,410	174,288	167,121	63	136,191	61,613	74,578
24	327,852	166,943	160,909	64	134,082	60,993	73,088
25	312,507	158,682	153,825	65	132,243	60,724	71,519
26	299,157	151,412	147,746	66	129,479	59,829	69,650
27	286,834	144,477	142,357	67	124,917	57,563	67,355
28	276,810	138,486	138,324	68	117,936	53,407	64,529
29	269,029	133,500	135,529	69	109,252	47,946	61,306
30	260,193	127,895	132,298	70	99,999	42,016	57,983
31	252,000	122,726	129,274	71	91,341	36,640	54,702
32	249,901	120,957	128,944	72	83,616	32,252	51,365
33	255,799	123,676	132,122	73	77,362	29,345	48,017
34	267,165	129,499	137,666	74	72,304	27,577	44,727
35	281,514	136,958	144,556	75	67,891	26,321	41,570
36	293,728	143,306	150,422	76	63,672	25,052	38,620
37	299,960	146,614	153,345	77	59,419	23,476	35,944
38	297,376	145,395	151,981	78	55,169	21,568	33,601
39	288,470	140,935	147,534	79	51,199	19,556	31,643
				80+	233,288	87,513	145,775
				Total	18,512,733	9,099,621	9,413,112

2030

Age	Total	Male	Female	Age	Total	Male	Female
0	275,615	141,031	134,584	40	276,244	134,592	141,652
1	288,336	147,550	140,786	41	268,105	130,628	137,477
2	297,799	152,388	145,411	42	264,545	129,027	135,518
3	304,509	155,808	148,701	43	267,812	130,926	136,886
4	308,971	158,073	150,899	44	275,171	134,924	140,247
5	311,707	159,453	152,254	45	285,147	140,261	144,886
6	313,221	160,213	153,009	46	291,152	143,576	147,576
7	313,975	160,590	153,385	47	286,768	141,593	145,174
8	314,352	160,784	153,568	48	268,155	132,351	135,804
9	314,511	160,875	153,636	49	239,708	118,078	121,630
10	314,366	160,815	153,551	50	207,220	101,718	105,503
11	313,623	160,445	153,178	51	178,751	87,362	91,389
12	311,893	159,556	152,337	52	158,465	77,118	81,347
13	309,048	158,077	150,970	53	150,392	73,025	77,366
14	305,713	156,336	149,377	54	151,399	73,486	77,913
15	300,893	153,805	147,088	55	154,824	75,195	79,630
16	296,914	151,707	145,207	56	156,146	75,779	80,367
17	297,559	152,025	145,534	57	156,629	75,717	80,912
18	304,524	155,648	148,876	58	154,916	74,256	80,660
19	315,603	161,414	154,189	59	151,592	71,794	79,798
20	328,407	168,049	160,358	60	148,438	69,273	79,165
21	338,621	173,293	165,328	61	146,234	67,331	78,903
22	343,277	175,612	167,665	62	143,946	65,705	78,241
23	340,042	173,787	166,255	63	141,532	64,525	77,007
24	330,861	168,817	162,044	64	138,854	63,560	75,294
25	320,689	163,347	157,342	65	136,258	62,825	73,433
26	311,606	158,383	153,223	66	133,181	61,695	71,486
27	301,305	152,573	148,731	67	128,588	59,401	69,187
28	290,106	146,024	144,082	68	122,037	55,540	66,497
29	278,830	139,251	139,579	69	114,081	50,580	63,501
30	265,874	131,536	134,338	70	105,651	45,239	60,412
31	254,227	124,589	129,638	71	97,586	40,295	57,293
32	249,246	121,279	127,967	72	90,045	36,007	54,038
33	253,306	122,924	130,382	73	83,408	32,742	50,666
34	263,708	128,074	135,634	74	77,567	30,294	47,272
35	277,082	134,828	142,254	75	72,248	28,265	43,980
36	288,317	140,486	147,832	76	67,231	26,326	40,903
37	294,502	143,634	150,868	77	62,440	24,305	38,133
38	293,039	142,930	150,109	78	57,951	22,215	35,737
39	286,105	139,482	146,623	79	53,989	20,240	33,755
				80+	249,287	93,683	155,754
				Total	18,735,977	9,216,942	9,519,185

2031

Age	Total	Male	Female	Age	Total	Male	Female
0	283,218	144,941	138,277	40	297,047	145,193	151,854
1	287,394	147,064	140,330	41	288,093	140,706	147,387
2	291,554	149,186	142,368	42	275,737	134,521	141,216
3	295,300	151,094	144,206	43	265,220	129,334	135,886
4	298,664	152,808	145,856	44	259,817	126,793	133,024
5	301,813	154,410	147,403	45	262,062	128,185	133,877
6	305,340	156,204	149,136	46	268,924	131,951	136,973
7	309,368	158,251	151,117	47	278,908	137,311	141,597
8	313,492	160,345	153,147	48	284,693	140,517	144,176
9	317,641	162,454	155,187	49	279,101	137,912	141,189
10	321,723	164,525	157,198	50	257,857	127,299	130,558
11	329,975	168,749	161,226	51	225,996	111,238	114,758
12	242,253	123,706	118,547	52	189,557	92,826	96,731
13	313,205	160,265	152,940	53	158,166	76,939	81,227
14	335,792	171,876	163,916	54	137,770	66,588	71,182
15	333,228	170,509	162,719	55	133,268	64,221	69,047
16	319,230	163,243	155,987	56	140,279	67,628	72,651
17	304,108	155,415	148,693	57	150,870	72,858	78,012
18	294,538	150,473	144,065	58	158,285	76,429	81,856
19	294,195	150,311	143,884	59	162,320	78,105	84,215
20	303,061	154,904	148,157	60	160,329	76,483	83,846
21	317,644	162,444	155,200	61	153,960	72,492	81,468
22	331,567	169,627	161,940	62	147,068	68,115	78,953
23	343,064	175,499	167,565	63	142,065	64,794	77,271
24	347,245	177,507	169,738	64	137,890	62,275	75,615
25	341,144	174,101	167,043	65	134,895	60,871	74,024
26	327,547	166,730	160,817	66	132,480	60,103	72,377
27	312,225	158,489	153,736	67	130,442	59,731	70,711
28	298,941	151,270	147,671	68	127,581	58,779	68,802
29	286,662	144,369	142,293	69	122,954	56,453	66,501
30	276,637	138,380	138,257	70	115,662	52,110	63,552
31	268,807	133,362	135,445	71	106,480	46,403	60,077
32	259,954	127,745	132,209	72	96,943	40,416	56,527
33	251,791	122,591	129,200	73	88,325	35,182	53,143
34	249,702	120,833	128,869	74	80,995	31,063	49,932
35	255,606	123,559	132,047	75	75,098	28,339	46,759
36	266,934	129,363	137,571	76	70,117	26,561	43,556
37	281,257	136,810	144,447	77	65,832	25,235	40,597
38	293,448	143,136	150,312	78	61,526	23,782	37,744
39	299,662	146,432	153,230	79	56,925	22,130	34,795
				80+	266,491	100,436	166,055
				Total	18,952,957	9,331,287	9,621,670



2032

Age	Total	Male	Female	Age	Total	Male	Female
0	278,692	142,624	136,068	40	299,506	146,337	153,169
1	283,005	144,819	138,186	41	296,864	145,084	151,780
2	287,302	147,013	140,289	42	287,917	140,601	147,316
3	291,481	149,143	142,338	43	275,567	134,420	141,147
4	295,251	151,066	144,185	44	265,057	129,237	135,820
5	298,630	152,787	145,843	45	259,619	126,674	132,945
6	301,776	154,385	147,391	46	261,822	128,041	133,781
7	305,303	156,179	149,124	47	268,678	131,802	136,876
8	309,331	158,226	151,105	48	278,652	137,156	141,496
9	313,454	160,319	153,135	49	284,433	140,359	144,074
10	317,605	162,430	155,175	50	278,760	137,701	141,059
11	321,690	164,504	157,186	51	257,457	127,049	130,408
12	329,942	168,728	161,214	52	225,647	111,021	114,626
13	242,229	123,690	118,539	53	189,264	92,644	96,620
14	313,173	160,244	152,929	54	157,921	76,788	81,133
15	335,741	171,841	163,900	55	137,509	66,426	71,083
16	333,158	170,459	162,699	56	132,966	64,034	68,932
17	319,163	163,196	155,967	57	139,960	67,430	72,530
18	304,043	155,369	148,674	58	150,527	72,645	77,882
19	294,476	150,429	144,047	59	157,926	76,206	81,720
20	294,121	150,259	143,862	60	161,834	77,802	84,032
21	302,973	154,841	148,132	61	159,724	76,108	83,616
22	317,551	162,378	155,173	62	153,380	72,136	81,244
23	331,468	169,557	161,911	63	146,517	67,781	78,736
24	342,963	175,427	167,536	64	141,535	64,476	77,059
25	347,140	177,435	169,705	65	137,169	61,853	75,316
26	341,036	174,029	167,007	66	133,972	60,339	73,633
27	327,442	166,661	160,781	67	131,572	59,577	71,995
28	312,127	158,424	153,703	68	129,546	59,209	70,337
29	298,846	151,208	147,638	69	126,704	58,265	68,439
30	286,566	144,306	142,260	70	121,768	55,776	65,992
31	276,541	138,319	138,222	71	114,211	51,309	62,902
32	268,712	133,301	135,411	72	105,153	45,690	59,463
33	259,864	127,688	132,176	73	95,742	39,794	55,948
34	251,704	122,536	129,168	74	87,241	34,641	52,600
35	249,605	120,773	128,832	75	79,590	30,398	49,192
36	255,498	123,492	132,006	76	73,387	27,552	45,835
37	266,821	129,294	137,527	77	68,518	25,823	42,695
38	281,137	136,736	144,401	78	64,328	24,534	39,794
39	293,324	143,059	150,265	79	60,119	23,121	36,998
				80+	286,295	107,852	178,443
				Total	19,165,241	9,442,865	9,722,376



2033

Age	Total	Male	Female	Age	Total	Male	Female
0	273,762	140,100	133,662	40	293,186	142,974	150,212
1	278,497	142,511	135,986	41	299,336	146,234	153,102
2	282,920	144,772	138,148	42	296,696	144,983	151,713
3	287,236	146,974	140,262	43	287,755	140,503	147,252
4	291,437	149,117	142,320	44	275,411	134,326	141,085
5	295,221	151,047	144,174	45	264,873	129,125	135,748
6	298,597	152,765	145,832	46	259,399	126,540	132,859
7	301,741	154,361	147,380	47	261,602	127,907	133,695
8	305,269	156,156	149,113	48	268,451	131,663	136,788
9	309,296	158,202	151,094	49	278,418	137,012	141,406
10	313,421	160,297	153,124	50	284,113	140,158	143,955
11	317,576	162,411	155,165	51	278,361	137,449	140,912
12	321,661	164,485	157,176	52	257,089	126,816	130,273
13	329,912	168,708	161,204	53	225,326	110,818	114,508
14	242,206	123,675	118,531	54	188,993	92,474	96,519
15	313,128	160,213	152,915	55	157,644	76,613	81,031
16	335,677	171,795	163,882	56	137,221	66,244	70,977
17	333,093	170,413	162,680	57	132,686	63,858	68,828
18	319,101	163,151	155,950	58	139,666	67,245	72,421
19	303,984	155,327	148,657	59	150,211	72,446	77,765
20	294,409	150,381	144,028	60	157,487	75,928	81,559
21	294,041	150,202	143,839	61	161,267	77,444	83,823
22	302,892	154,783	148,109	62	159,166	75,757	83,409
23	317,466	162,317	155,149	63	152,847	71,804	81,043
24	331,377	169,492	161,885	64	146,009	67,468	78,541
25	342,868	175,361	167,507	65	140,847	64,065	76,782
26	347,039	177,367	169,672	66	136,296	61,342	74,954
27	340,937	173,963	166,974	67	133,121	59,841	73,280
28	327,348	166,598	160,750	68	130,734	59,085	71,649
29	312,036	158,364	153,672	69	128,719	58,720	69,999
30	298,756	151,148	147,608	70	125,564	57,604	67,960
31	286,472	144,245	142,227	71	120,335	54,962	65,373
32	276,453	138,262	138,191	72	112,872	50,560	62,312
33	268,627	133,246	135,381	73	103,929	45,023	58,906
34	259,780	127,635	132,145	74	94,636	39,213	55,423
35	251,616	122,480	129,136	75	85,818	33,936	51,882
36	249,507	120,712	128,795	76	77,886	29,592	48,294
37	255,399	123,431	131,968	77	71,820	26,823	44,997
38	266,717	129,229	137,488	78	67,054	25,138	41,916
39	281,028	136,668	144,360	79	62,952	23,885	39,067
				80	306,958	115,330	191,628
				Total	19,371,257	9,551,272	9,819,985

2034

Age	Total	Male	Female	Age	Total	Male	Female
0	268,284	137,297	130,987	40	280,905	136,592	144,313
1	273,583	139,995	133,588	41	293,035	142,882	150,153
2	278,420	142,468	135,952	42	299,181	146,139	153,042
3	282,860	144,736	138,124	43	296,542	144,889	151,653
4	287,196	146,951	140,245	44	287,605	140,411	147,194
5	291,410	149,100	142,310	45	275,235	134,218	141,017
6	295,191	151,026	144,165	46	264,668	128,998	135,670
7	298,565	152,743	145,822	47	259,197	126,415	132,782
8	301,711	154,340	147,371	48	261,400	127,782	133,618
9	305,236	156,134	149,102	49	268,241	131,533	136,708
10	309,267	158,182	151,085	50	278,130	136,829	141,301
11	313,394	160,279	153,115	51	283,738	139,918	143,820
12	317,549	162,393	155,156	52	277,995	137,214	140,781
13	321,634	164,467	157,167	53	256,751	126,599	130,152
14	329,884	168,690	161,194	54	225,029	110,628	114,401
15	242,175	123,653	118,522	55	188,686	92,277	96,409
16	313,071	160,172	152,899	56	157,336	76,415	80,921
17	335,618	171,752	163,866	57	136,954	66,074	70,880
18	333,034	170,371	162,663	58	132,428	63,693	68,735
19	319,044	163,110	155,934	59	139,394	67,072	72,322
20	303,920	155,281	148,639	60	149,825	72,198	77,627
21	294,336	150,328	144,008	61	156,976	75,599	81,377
22	293,969	150,150	143,819	62	160,744	77,109	83,635
23	302,817	154,729	148,088	63	158,651	75,429	83,222
24	317,388	162,260	155,128	64	152,355	71,493	80,862
25	331,292	169,432	161,860	65	145,349	67,063	78,286
26	342,777	175,300	167,477	66	140,012	63,566	76,446
27	346,946	177,304	169,642	67	135,489	60,863	74,626
28	340,847	173,902	166,945	68	132,335	59,375	72,960
29	327,261	166,540	160,721	69	129,960	58,624	71,336
30	311,950	158,306	153,644	70	127,640	58,089	69,551
31	298,667	151,090	147,577	71	124,182	56,806	67,376
32	286,388	144,189	142,199	72	119,011	54,201	64,810
33	276,371	138,209	138,162	73	111,636	49,859	61,777
34	268,549	133,195	135,354	74	102,799	44,400	58,399
35	259,696	127,581	132,115	75	93,179	38,452	54,727
36	251,527	122,424	129,103	76	84,086	33,079	51,007
37	249,417	120,656	128,761	77	76,324	28,845	47,479
38	255,309	123,374	131,935	78	70,384	26,146	44,238
39	266,622	129,169	137,453	79	65,711	24,503	41,208
				80+	328,084	122,665	205,419
				Total	19,570,357	9,656,220	9,914,137

2035

Age	Total	Male	Female	Age	Total	Male	Female
0	263,084	134,637	128,447	40	266,516	129,103	137,413
1	268,120	137,200	130,920	41	280,771	136,509	144,262
2	273,514	139,956	133,558	42	292,896	142,796	150,100
3	278,365	142,435	135,930	43	299,039	146,051	152,988
4	282,824	144,714	138,110	44	296,400	144,801	151,599
5	287,172	146,936	140,236	45	287,436	140,305	147,131
6	291,382	149,081	142,301	46	275,038	134,095	140,943
7	295,163	151,006	144,157	47	264,479	128,880	135,599
8	298,536	152,723	145,813	48	259,012	126,299	132,713
9	301,682	154,320	147,362	49	261,213	127,665	133,548
10	305,209	156,116	149,093	50	267,984	131,368	136,616
11	309,243	158,165	151,078	51	277,793	136,611	141,182
12	313,369	160,263	153,106	52	283,393	139,694	143,699
13	317,524	162,376	155,148	53	277,657	136,994	140,663
14	321,609	164,450	157,159	54	256,439	126,396	130,043
15	329,844	168,662	161,182	55	224,690	110,407	114,283
16	242,136	123,625	118,511	56	188,345	92,054	96,291
17	313,021	160,135	152,886	57	157,051	76,230	80,821
18	335,562	171,712	163,850	58	136,707	65,914	70,793
19	332,979	170,331	162,648	59	132,190	63,539	68,651
20	318,983	163,065	155,918	60	139,062	66,856	72,206
21	303,851	155,231	148,620	61	149,375	71,905	77,470
22	294,269	150,279	143,990	62	156,505	75,292	81,213
23	293,903	150,102	143,801	63	160,261	76,795	83,466
24	302,749	154,679	148,070	64	158,177	75,123	83,054
25	317,314	162,208	155,106	65	151,711	71,088	80,623
26	331,211	169,376	161,835	66	144,544	66,569	77,975
27	342,693	175,243	167,450	67	139,240	63,098	76,142
28	346,863	177,247	169,616	68	134,744	60,415	74,329
29	340,763	173,845	166,918	69	131,608	58,938	72,670
30	327,178	166,484	160,694	70	128,947	58,028	70,919
31	311,866	158,250	153,616	71	126,327	57,325	69,002
32	298,586	151,036	147,550	72	122,905	56,059	66,846
33	286,311	144,138	142,173	73	117,786	53,488	64,298
34	276,296	138,160	138,136	74	110,494	49,204	61,290
35	268,470	133,144	135,326	75	101,303	43,580	57,723
36	259,611	127,526	132,085	76	91,401	37,527	53,874
37	251,445	122,372	129,073	77	82,494	32,282	50,212
38	249,335	120,604	128,731	78	74,890	28,151	46,739
39	255,226	123,321	131,905	79	69,066	25,517	43,549
				80+	349,591	129,751	219,840
				Total	19,762,741	9,757,855	10,004,886

Age	Total	Male	Female	Age	Total	Male	Female
0	258,853	132,472	126,381	40	255,133	123,262	131,871
1	262,934	134,547	128,387	41	266,399	129,030	137,369
2	268,057	137,164	130,893	42	280,648	136,432	144,216
3	273,464	139,926	133,538	43	292,767	142,715	150,052
4	278,332	142,415	135,917	44	298,908	145,969	152,939
5	282,802	144,700	138,102	45	296,240	144,699	151,541
6	287,147	146,918	140,229	46	287,245	140,184	147,061
7	291,356	149,063	142,293	47	274,856	133,979	140,877
8	295,137	150,988	144,149	48	264,304	128,769	135,535
9	298,509	152,704	145,805	49	258,840	126,190	132,650
10	301,657	154,303	147,354	50	260,983	127,516	133,467
11	305,187	156,101	149,086	51	267,684	131,171	136,513
12	309,221	158,150	151,071	52	277,480	136,405	141,075
13	313,346	160,247	153,099	53	283,074	139,484	143,590
14	317,501	162,361	155,140	54	277,344	136,788	140,556
15	321,574	164,425	157,149	55	256,081	126,158	129,923
16	329,794	168,625	161,169	56	224,312	110,156	114,156
17	242,099	123,598	118,501	57	188,027	91,843	96,184
18	312,975	160,101	152,874	58	156,787	76,056	80,731
19	335,510	171,674	163,836	59	136,479	65,764	70,715
20	332,920	170,288	162,632	60	131,897	63,346	68,551
21	318,917	163,016	155,901	61	138,673	66,599	72,074
22	303,788	155,184	148,604	62	148,959	71,630	77,329
23	294,207	150,234	143,973	63	156,067	75,003	81,064
24	293,842	150,057	143,785	64	159,815	76,501	83,314
25	302,683	154,632	148,051	65	157,550	74,719	82,831
26	317,245	162,160	155,085	66	150,924	70,592	80,332
27	331,136	169,324	161,812	67	143,797	66,105	77,692
28	342,616	175,190	167,426	68	138,525	62,658	75,867
29	346,785	177,193	169,592	69	134,054	59,994	74,060
30	340,684	173,791	166,893	70	130,648	58,367	72,281
31	327,097	166,430	160,667	71	127,707	57,301	70,406
32	311,789	158,198	153,591	72	125,111	56,607	68,504
33	298,512	150,986	147,526	73	121,719	55,357	66,362
34	286,240	144,091	142,149	74	116,651	52,818	63,833
35	276,220	138,110	138,110	75	108,972	48,336	60,636
36	268,389	133,091	135,298	76	99,469	42,577	56,892
37	259,533	127,475	132,058	77	89,761	36,663	53,098
38	251,369	122,323	129,046	78	81,027	31,539	49,488
39	249,260	120,556	128,704	79	73,570	27,503	46,067
				80	372,024	136,991	235,033
				Total	19,949,198	9,856,587	10,092,611

2037

Age	Total	Male	Female	Age	Total	Male	Female
0	254,884	130,440	124,444	40	249,176	120,502	128,674
1	258,716	132,389	126,327	41	255,030	123,197	131,833
2	262,875	134,513	128,362	42	266,291	128,961	137,330
3	268,012	137,136	130,876	43	280,534	136,360	144,174
4	273,435	139,909	133,526	44	292,649	142,640	150,009
5	278,312	142,402	135,910	45	298,757	145,871	152,886
6	282,779	144,683	138,096	46	296,058	144,582	151,476
7	287,122	146,901	140,221	47	287,068	140,070	146,998
8	291,332	149,046	142,286	48	274,687	133,870	140,817
9	295,113	150,971	144,142	49	264,143	128,665	135,478
10	298,487	152,688	145,799	50	258,627	126,050	132,577
11	301,636	154,289	147,347	51	260,711	127,335	133,376
12	305,167	156,087	149,080	52	267,405	130,985	136,420
13	309,199	158,135	151,064	53	277,190	136,212	140,978
14	313,326	160,233	153,093	54	282,778	139,286	143,492
15	317,468	162,338	155,130	55	276,983	136,544	140,439
16	321,529	164,391	157,138	56	255,678	125,886	129,792
17	329,748	168,591	161,157	57	223,958	109,917	114,041
18	242,065	123,573	118,492	58	187,732	91,645	96,087
19	312,932	160,069	152,863	59	156,541	75,891	80,650
20	335,453	171,632	163,821	60	136,197	65,575	70,622
21	332,857	170,241	162,616	61	131,553	63,115	68,438
22	318,856	162,970	155,886	62	138,312	66,357	71,955
23	303,730	155,141	148,589	63	148,572	71,370	77,202
24	294,149	150,191	143,958	64	155,661	74,731	80,930
25	293,784	150,015	143,769	65	159,221	76,110	83,111
26	302,620	154,588	148,032	66	156,781	74,223	82,558
27	317,181	162,115	155,066	67	150,191	70,124	80,067
28	331,067	169,276	161,791	68	143,102	65,666	77,436
29	342,545	175,140	167,405	69	137,859	62,242	75,617
30	346,710	177,141	169,569	70	133,136	59,439	73,697
31	340,606	173,738	166,868	71	129,470	57,668	71,802
32	327,022	166,379	160,643	72	126,555	56,616	69,939
33	311,718	158,150	153,568	73	123,977	55,928	68,049
34	298,443	150,939	147,504	74	120,616	54,694	65,922
35	286,167	144,042	142,125	75	115,130	51,926	63,204
36	276,144	138,059	138,085	76	107,097	47,268	59,829
37	268,314	133,042	135,272	77	97,770	41,636	56,134
38	259,460	127,427	132,033	78	88,244	35,853	52,391
39	251,299	122,277	129,022	79	79,671	30,842	48,829
				80+	396,370	145,266	251,104
				Total	20,129,743	9,952,405	10,177,338

2038

Age	Total	Male	Female	Age	Total	Male	Female
0	250,390	128,140	122,250	40	251,221	122,226	128,995
1	254,756	130,362	124,394	41	249,083	120,442	128,641
2	258,662	132,357	126,305	42	254,935	123,136	131,799
3	262,835	134,488	128,347	43	266,191	128,897	137,294
4	267,986	137,120	130,866	44	280,429	136,292	144,137
5	273,417	139,897	133,520	45	292,511	142,550	149,961
6	278,289	142,386	135,903	46	298,587	145,759	152,828
7	282,758	144,668	138,090	47	295,888	144,471	151,417
8	287,100	146,885	140,215	48	286,905	139,963	146,942
9	291,309	149,030	142,279	49	274,531	133,768	140,763
10	295,092	150,956	144,136	50	263,942	128,531	135,411
11	298,468	152,675	145,793	51	258,376	125,881	132,495
12	301,618	154,276	147,342	52	260,459	127,165	133,294
13	305,148	156,074	149,074	53	267,146	130,810	136,336
14	309,179	158,121	151,058	54	276,920	136,029	140,891
15	313,297	160,212	153,085	55	282,435	139,051	143,384
16	317,427	162,307	155,120	56	276,575	136,264	140,311
17	321,487	164,360	157,127	57	255,301	125,628	129,673
18	329,705	168,559	161,146	58	223,629	109,692	113,937
19	242,033	123,549	118,484	59	187,457	91,457	96,000
20	312,884	160,033	152,851	60	156,238	75,684	80,554
21	335,394	171,587	163,807	61	135,866	65,349	70,517
22	332,797	170,196	162,601	62	131,234	62,898	68,336
23	318,800	162,928	155,872	63	137,977	66,129	71,848
24	303,676	155,100	148,576	64	148,211	71,124	77,087
25	294,094	150,151	143,943	65	155,120	74,369	80,751
26	293,729	149,976	143,753	66	158,490	75,629	82,861
27	302,562	154,547	148,015	67	156,064	73,754	82,310
28	317,120	162,072	155,048	68	149,508	69,681	79,827
29	331,005	169,232	161,773	69	142,454	65,251	77,203
30	342,475	175,091	167,384	70	136,970	61,692	75,278
31	346,638	177,091	169,547	71	132,007	58,759	73,248
32	340,533	173,688	166,845	72	128,373	57,008	71,365
33	326,954	166,332	160,622	73	125,481	55,968	69,513
34	311,651	158,104	153,547	74	122,922	55,287	67,635
35	298,374	150,892	147,482	75	119,132	53,808	65,324
36	286,093	143,992	142,101	76	113,250	50,825	62,425
37	276,072	138,010	138,062	77	105,359	46,266	59,093
38	268,244	132,996	135,248	78	96,195	40,753	55,442
39	259,393	127,382	132,011	79	86,839	35,093	51,746
				80+	423,927	155,713	268,214
				Total	20,303,582	10,044,874	10,258,708

2039

Age	Total	Male	Female	Age	Total	Male	Female
0	244,364	125,056	119,308	40	259,318	127,332	131,986
1	250,273	128,068	122,205	41	251,133	122,168	128,965
2	254,706	130,332	124,374	42	248,997	120,386	128,611
3	258,625	132,334	126,291	43	254,847	123,079	131,768
4	262,811	134,473	128,338	44	266,100	128,837	137,263
5	267,970	137,109	130,861	45	280,306	136,211	144,095
6	273,396	139,882	133,514	46	292,356	142,447	149,909
7	278,270	142,372	135,898	47	298,429	145,654	152,775
8	282,737	144,653	138,084	48	295,731	144,366	151,365
9	287,079	146,870	140,209	49	286,752	139,862	146,890
10	291,291	149,017	142,274	50	274,338	133,637	140,701
11	295,074	150,943	144,131	51	263,705	128,369	135,336
12	298,451	152,664	145,787	52	258,143	125,722	132,421
13	301,600	154,263	147,337	53	260,224	127,004	133,220
14	305,131	156,062	149,069	54	266,905	130,645	136,260
15	309,152	158,101	151,051	55	276,607	135,812	140,795
16	313,259	160,183	153,076	56	282,046	138,781	143,265
17	317,388	162,278	155,110	57	276,195	135,999	140,196
18	321,449	164,331	157,118	58	254,950	125,384	129,566
19	329,665	168,529	161,136	59	223,322	109,479	113,843
20	241,999	123,523	118,476	60	187,118	91,221	95,897
21	312,833	159,994	152,839	61	155,882	75,437	80,445
22	335,339	171,545	163,794	62	135,558	65,136	70,422
23	332,742	170,154	162,588	63	130,937	62,693	68,244
24	318,747	162,888	155,859	64	137,664	65,913	71,751
25	303,624	155,062	148,562	65	147,729	70,796	76,933
26	294,043	150,114	143,929	66	154,451	73,922	80,529
27	293,677	149,939	143,738	67	157,809	75,174	82,635
28	302,509	154,509	148,000	68	155,396	73,311	82,085
29	317,064	162,032	155,032	69	148,869	69,261	79,608
30	330,943	169,188	161,755	70	141,589	64,702	76,887
31	342,409	175,045	167,364	71	135,874	61,017	74,857
32	346,570	177,044	169,526	72	130,954	58,115	72,839
33	340,466	173,641	166,825	73	127,350	56,384	70,966
34	326,891	166,288	160,603	74	124,480	55,356	69,124
35	311,583	158,057	153,526	75	121,497	54,428	67,069
36	298,302	150,843	147,459	76	117,294	52,713	64,581
37	286,025	143,945	142,080	77	111,505	49,791	61,714
38	276,004	137,964	138,040	78	103,744	45,324	58,420
39	268,181	132,953	135,228	79	94,735	39,924	54,811
				80	455,347	168,923	286,424
				Total	20,468,828	10,132,963	10,335,865



2040

Age	Total	Male	Female	Age	Total	Male	Female
0	238,478	122,045	116,433	40	268,109	132,904	135,205
1	244,257	124,989	119,268	41	259,234	127,276	131,958
2	250,227	128,041	122,186	42	251,052	122,114	128,938
3	254,671	130,309	124,362	43	248,917	120,333	128,584
4	258,604	132,321	126,283	44	254,766	123,025	131,741
5	262,796	134,463	128,333	45	265,992	128,765	137,227
6	267,952	137,096	130,856	46	280,168	136,118	144,050
7	273,377	139,868	133,509	47	292,213	142,351	149,862
8	278,252	142,358	135,894	48	298,282	145,555	152,727
9	282,718	144,640	138,078	49	295,585	144,267	151,318
10	287,061	146,857	140,204	50	286,562	139,732	146,830
11	291,276	149,006	142,270	51	274,109	133,478	140,631
12	295,057	150,931	144,126	52	263,484	128,216	135,268
13	298,435	152,653	145,782	53	257,928	125,573	132,355
14	301,585	154,252	147,333	54	260,005	126,852	133,153
15	305,105	156,043	149,062	55	266,624	130,448	136,176
16	309,118	158,075	151,043	56	276,251	135,562	140,689
17	313,224	160,156	153,068	57	281,684	138,525	143,159
18	317,353	162,251	155,102	58	275,840	135,749	140,091
19	321,413	164,304	157,109	59	254,624	125,154	129,470
20	329,622	168,496	161,126	60	222,943	109,211	113,732
21	241,961	123,494	118,467	61	186,718	90,938	95,780
22	312,786	159,958	152,828	62	155,551	75,204	80,347
23	335,288	171,505	163,783	63	135,272	64,935	70,337
24	332,691	170,115	162,576	64	130,659	62,499	68,160
25	318,697	162,851	155,846	65	137,245	65,625	71,620
26	303,574	155,026	148,548	66	147,132	70,390	76,742
27	293,995	150,079	143,916	67	153,827	73,499	80,328
28	293,629	149,904	143,725	68	157,173	74,744	82,429
29	302,461	154,474	147,987	69	154,772	72,891	81,881
30	317,009	161,993	155,016	70	148,013	68,705	79,308
31	330,884	169,146	161,738	71	140,517	64,024	76,493
32	342,346	175,001	167,345	72	134,852	60,378	74,474
33	346,509	177,001	169,508	73	129,972	57,507	72,465
34	340,404	173,597	166,807	74	126,396	55,794	70,602
35	326,825	166,242	160,583	75	123,122	54,532	68,590
36	311,514	158,009	153,505	76	119,729	53,365	66,364
37	298,236	150,797	147,439	77	115,585	51,684	63,901
38	285,961	143,901	142,060	78	109,883	48,819	61,064
39	275,943	137,922	138,021	79	102,244	44,439	57,805
				80+	490,896	185,111	305,785
				Total	20,625,224	10,216,460	10,408,764



2041

Age	Total	Male	Female	Age	Total	Male	Female
0	233,956	119,731	114,225	40	275,873	137,873	138,000
1	238,379	121,982	116,397	41	268,028	132,849	135,179
2	244,217	124,965	119,252	42	259,156	127,223	131,933
3	250,194	128,020	122,174	43	250,978	122,064	128,914
4	254,651	130,296	124,355	44	248,842	120,282	128,560
5	258,592	132,312	126,280	45	254,670	122,960	131,710
6	262,779	134,451	128,328	46	265,870	128,682	137,188
7	267,935	137,084	130,851	47	280,040	136,030	144,010
8	273,360	139,855	133,505	48	292,080	142,260	149,820
9	278,234	142,344	135,890	49	298,144	145,461	152,683
10	282,702	144,629	138,073	50	295,402	144,139	151,263
11	287,046	146,846	140,200	51	286,338	139,574	146,764
12	291,262	148,996	142,266	52	273,895	133,327	140,568
13	295,042	150,920	144,122	53	263,277	128,071	135,206
14	298,420	152,642	145,778	54	257,727	125,431	132,296
15	301,562	154,235	147,327	55	259,749	126,670	133,079
16	305,074	156,019	149,055	56	266,302	130,219	136,083
17	309,086	158,050	151,036	57	275,919	135,324	140,595
18	313,191	160,131	153,060	58	281,344	138,282	143,062
19	317,320	162,225	155,095	59	275,508	135,511	139,997
20	321,373	164,273	157,100	60	254,217	124,861	129,356
21	329,575	168,460	161,115	61	222,497	108,890	113,607
22	241,927	123,467	118,460	62	186,345	90,670	95,675
23	312,742	159,924	152,818	63	155,240	74,982	80,258
24	335,240	171,468	163,772	64	135,004	64,744	70,260
25	332,642	170,078	162,564	65	130,284	62,237	68,047
26	318,650	162,816	155,834	66	136,724	65,266	71,458
27	303,528	154,992	148,536	67	146,572	70,004	76,568
28	293,949	150,046	143,903	68	153,243	73,097	80,146
29	293,586	149,872	143,714	69	156,576	74,334	82,242
30	302,412	154,439	147,973	70	153,929	72,328	81,601
31	316,956	161,955	155,001	71	146,949	68,014	78,935
32	330,829	169,107	161,722	72	139,513	63,380	76,133
33	342,289	174,960	167,329	73	133,895	59,771	74,124
34	346,450	176,959	169,491	74	129,054	56,929	72,125
35	340,341	173,552	166,789	75	125,092	54,993	70,099
36	326,757	166,194	160,563	76	121,430	53,506	67,924
37	311,449	157,963	153,486	77	118,079	52,360	65,719
38	298,175	150,754	147,421	78	113,991	50,712	63,279
39	285,902	143,860	142,042	79	108,371	47,900	60,471
				80+	529,770	203,625	326,145
				Total	20,773,691	10,295,707	10,477,984

2042

Age	Total	Male	Female	Age	Total	Male	Female
0	229,468	117,433	112,035	40	285,834	143,812	142,022
1	233,865	119,672	114,193	41	275,795	137,818	137,977
2	238,341	121,959	116,382	42	267,953	132,797	135,156
3	244,188	124,946	119,242	43	259,083	127,172	131,911
4	250,174	128,007	122,167	44	250,908	122,016	128,892
5	254,640	130,288	124,352	45	248,754	120,221	128,533
6	258,577	132,301	126,276	46	254,560	122,884	131,676
7	262,763	134,439	128,324	47	265,757	128,603	137,154
8	267,919	137,072	130,847	48	279,919	135,946	143,973
9	273,344	139,843	133,501	49	291,955	142,173	149,782
10	278,219	142,333	135,886	50	297,971	145,338	152,633
11	282,689	144,619	138,070	51	295,185	143,983	151,202
12	287,032	146,836	140,196	52	286,127	139,423	146,704
13	291,248	148,986	142,262	53	273,694	133,183	140,511
14	295,029	150,910	144,119	54	263,083	127,932	135,151
15	298,399	152,626	145,773	55	257,489	125,259	132,230
16	301,532	154,212	147,320	56	259,454	126,456	132,998
17	305,044	155,995	149,049	57	266,000	130,000	136,000
18	309,055	158,026	151,029	58	275,606	135,097	140,509
19	313,161	160,108	153,053	59	281,024	138,049	142,975
20	317,284	162,196	155,088	60	275,093	135,207	139,886
21	321,330	164,240	157,090	61	253,736	124,508	129,228
22	329,531	168,425	161,106	62	222,078	108,583	113,495
23	241,895	123,442	118,453	63	185,994	90,414	95,580
24	312,701	159,891	152,810	64	154,948	74,770	80,178
25	335,194	171,433	163,761	65	134,638	64,483	70,155
26	332,595	170,043	162,552	66	129,816	61,909	67,907
27	318,604	162,782	155,822	67	136,234	64,923	71,311
28	303,486	154,960	148,526	68	146,045	69,635	76,410
29	293,907	150,015	143,892	69	152,692	72,711	79,981
30	293,542	149,840	143,702	70	155,766	73,781	81,985
31	302,366	154,405	147,961	71	152,876	71,626	81,250
32	316,906	161,919	154,987	72	145,948	67,353	78,595
33	330,776	169,069	161,707	73	138,571	62,765	75,806
34	342,237	174,922	167,315	74	132,995	59,190	73,805
35	346,389	176,915	169,474	75	127,792	56,139	71,653
36	340,274	173,504	166,770	76	123,461	53,991	69,470
37	326,695	166,149	160,546	77	119,845	52,530	67,315
38	311,388	157,920	153,468	78	116,536	51,406	65,130
39	298,118	150,713	147,405	79	112,500	49,788	62,712
				80+	570,333	223,203	347,130
				Total	20,913,953	10,370,471	10,543,482

2043

Age	Total	Male	Female	Age	Total	Male	Female
0	224,743	115,014	109,729	40	298,051	150,665	147,386
1	229,384	117,378	112,006	41	285,759	143,758	142,001
2	233,830	119,650	114,180	42	275,722	137,766	137,956
3	238,313	121,941	116,372	43	267,883	132,747	135,136
4	244,172	124,935	119,237	44	259,015	127,124	131,891
5	250,163	127,999	122,164	45	250,826	121,958	128,868
6	254,625	130,277	124,348	46	248,653	120,150	128,503
7	258,563	132,290	126,273	47	254,457	122,811	131,646
8	262,748	134,428	128,320	48	265,651	128,528	137,123
9	267,905	137,061	130,844	49	279,805	135,866	143,939
10	273,329	139,832	133,497	50	291,797	142,058	149,739
11	278,207	142,324	135,883	51	297,765	145,188	152,577
12	282,677	144,610	138,067	52	294,981	143,834	151,147
13	287,020	146,827	140,193	53	285,929	139,279	146,650
14	291,234	148,976	142,258	54	273,504	133,045	140,459
15	295,010	150,895	144,115	55	262,855	127,764	135,091
16	298,371	152,604	145,767	56	257,214	125,057	132,157
17	301,504	154,190	147,314	57	259,177	126,252	132,925
18	305,016	155,973	149,043	58	265,715	129,790	135,925
19	309,027	158,004	151,023	59	275,310	134,879	140,431
20	313,128	160,081	153,047	60	280,626	137,752	142,874
21	317,243	162,164	155,079	61	274,602	134,841	139,761
22	321,291	164,208	157,083	62	253,284	124,171	129,113
23	329,490	168,393	161,097	63	221,681	108,288	113,393
24	241,864	123,417	118,447	64	185,665	90,170	95,495
25	312,661	159,860	152,801	65	154,549	74,480	80,069
26	335,151	171,400	163,751	66	134,180	64,156	70,024
27	332,551	170,010	162,541	67	129,376	61,596	67,780
28	318,562	162,750	155,812	68	135,771	64,593	71,178
29	303,444	154,929	148,515	69	145,549	69,282	76,267
30	293,867	149,985	143,882	70	151,941	72,189	79,752
31	293,500	149,809	143,691	71	154,751	73,089	81,662
32	302,321	154,372	147,949	72	151,884	70,954	80,930
33	316,860	161,885	154,975	73	145,008	66,722	78,286
34	330,728	169,034	161,694	74	137,684	62,177	75,507
35	342,181	174,881	167,300	75	131,756	58,395	73,361
36	346,326	176,869	169,457	76	126,208	55,148	71,060
37	340,212	173,459	166,753	77	121,934	53,038	68,896
38	326,635	166,105	160,530	78	118,362	51,603	66,759
39	311,332	157,879	153,453	79	115,089	50,498	64,591
				80+	610,585	242,273	368,312
				Total	21,045,742	10,440,632	10,605,110

2044

Age	Total	Male	Female	Age	Total	Male	Female
0	219,688	112,427	107,261	40	311,266	157,831	153,435
1	224,665	114,962	109,703	41	297,977	150,611	147,366
2	229,351	117,357	111,994	42	285,689	143,707	141,982
3	233,805	119,633	114,172	43	275,653	137,716	137,937
4	238,298	121,931	116,367	44	267,817	132,699	135,118
5	244,162	124,928	119,234	45	258,935	127,066	131,869
6	250,150	127,989	122,161	46	250,730	121,889	128,841
7	254,612	130,267	124,345	47	248,560	120,083	128,477
8	258,549	132,279	126,270	48	254,360	122,742	131,618
9	262,733	134,417	128,316	49	265,550	128,455	137,095
10	267,894	137,052	130,842	50	279,663	135,762	143,901
11	273,317	139,823	133,494	51	291,608	141,918	149,690
12	278,196	142,316	135,880	52	297,570	145,044	152,526
13	282,665	144,601	138,064	53	294,790	143,692	151,098
14	287,008	146,818	140,190	54	285,744	139,142	146,602
15	291,216	148,962	142,254	55	273,278	132,876	140,402
16	294,984	150,874	144,110	56	262,590	127,567	135,023
17	298,346	152,584	145,762	57	256,956	124,864	132,092
18	301,477	154,168	147,309	58	258,915	126,056	132,859
19	304,991	155,953	149,038	59	265,446	129,589	135,857
20	308,995	157,979	151,016	60	274,943	134,602	140,341
21	313,092	160,051	153,041	61	280,153	137,394	142,759
22	317,205	162,134	155,071	62	274,139	134,490	139,649
23	321,254	164,178	157,076	63	252,858	123,849	129,009
24	329,452	168,362	161,090	64	221,308	108,006	113,302
25	241,835	123,394	118,441	65	185,213	89,835	95,378
26	312,621	159,830	152,791	66	154,049	74,117	79,932
27	335,111	171,369	163,742	67	133,748	63,843	69,905
28	332,509	169,978	162,531	68	128,960	61,295	67,665
29	318,523	162,720	155,803	69	135,336	64,278	71,058
30	303,404	154,899	148,505	70	144,869	68,802	76,067
31	293,827	149,955	143,872	71	151,001	71,536	79,465
32	293,460	149,779	143,681	72	153,795	72,427	81,368
33	302,281	154,342	147,939	73	150,950	70,312	80,638
34	316,816	161,852	154,964	74	144,121	66,117	78,004
35	330,678	168,997	161,681	75	136,459	61,370	75,089
36	342,122	174,838	167,284	76	130,198	57,397	72,801
37	346,267	176,825	169,442	77	124,723	54,205	70,518
38	340,154	173,416	166,738	78	120,502	52,131	68,371
39	326,580	166,064	160,516	79	116,971	50,721	66,250
				80+	649,189	259,820	389,369
				Total	21,168,875	10,506,159	10,662,716

2045

Age	Total	Male	Female	Age	Total	Male	Female
0	214,464	109,754	104,710	40	326,517	166,017	160,500
1	219,616	112,378	107,238	41	311,193	157,777	153,416
2	224,634	114,942	109,692	42	297,907	150,559	147,348
3	229,329	117,342	111,987	43	285,623	143,658	141,965
4	233,791	119,624	114,167	44	275,589	137,669	137,920
5	238,289	121,924	116,365	45	267,738	132,641	135,097
6	244,149	124,918	119,231	46	258,843	126,998	131,845
7	250,138	127,980	122,158	47	250,640	121,823	128,817
8	254,600	130,257	124,343	48	248,472	120,019	128,453
9	258,536	132,269	126,267	49	254,269	122,676	131,593
10	262,721	134,408	128,313	50	265,423	128,360	137,063
11	267,883	137,044	130,839	51	279,493	135,634	143,859
12	273,307	139,815	133,492	52	291,429	141,784	149,645
13	278,185	142,307	135,878	53	297,388	144,907	152,481
14	282,654	144,593	138,061	54	294,610	143,556	151,054
15	286,990	146,804	140,186	55	285,522	138,974	146,548
16	291,194	148,944	142,250	56	273,018	132,679	140,339
17	294,959	150,854	144,105	57	262,340	127,378	134,962
18	298,323	152,565	145,758	58	256,712	124,679	132,033
19	301,452	154,148	147,304	59	258,669	125,869	132,800
20	304,962	155,929	149,033	60	265,111	129,333	135,778
21	308,960	157,951	151,009	61	274,506	134,266	140,240
22	313,059	160,024	153,035	62	279,707	137,052	142,655
23	317,170	162,105	155,065	63	273,702	134,155	139,547
24	321,218	164,149	157,069	64	252,457	123,541	128,916
25	329,416	168,333	161,083	65	220,795	107,619	113,176
26	241,807	123,372	118,435	66	184,645	89,414	95,231
27	312,584	159,802	152,782	67	153,577	73,769	79,808
28	335,073	171,339	163,734	68	133,341	63,543	69,798
29	332,470	169,948	162,522	69	128,568	61,008	67,560
30	318,484	162,690	155,794	70	134,737	63,848	70,889
31	303,366	154,870	148,496	71	144,017	68,201	75,816
32	293,790	149,927	143,863	72	150,113	70,910	79,203
33	293,421	149,750	143,671	73	152,893	71,794	81,099
34	302,244	154,314	147,930	74	150,071	69,698	80,373
35	316,770	161,817	154,953	75	142,891	65,285	77,606
36	330,626	168,958	161,668	76	134,916	60,355	74,561
37	342,067	174,797	167,270	77	128,735	56,446	72,289
38	346,211	176,783	169,428	78	123,330	53,308	70,022
39	340,100	173,375	166,725	79	119,159	51,269	67,890
				80+	685,740	275,593	410,147
				Total	21,283,418	10,567,167	10,716,251

Age	Total	Male	Female	Age	Total	Male	Female
0	209,331	107,128	102,203	40	340,037	173,327	166,710
1	214,397	109,708	104,689	41	326,445	165,963	160,482
2	219,589	112,360	107,229	42	311,124	157,725	153,399
3	224,613	114,927	109,686	43	297,842	150,510	147,332
4	229,315	117,333	111,982	44	285,560	143,611	141,949
5	233,784	119,618	114,166	45	275,512	137,611	137,901
6	238,277	121,915	116,362	46	267,646	132,572	135,074
7	244,138	124,909	119,229	47	258,754	126,932	131,822
8	250,125	127,970	122,155	48	250,556	121,760	128,796
9	254,588	130,248	124,340	49	248,388	119,957	128,431
10	258,526	132,261	126,265	50	254,155	122,590	131,565
11	262,711	134,400	128,311	51	265,268	128,243	137,025
12	267,874	137,037	130,837	52	279,332	135,511	143,821
13	273,296	139,807	133,489	53	291,260	141,655	149,605
14	278,175	142,299	135,876	54	297,216	144,776	152,440
15	282,638	144,580	138,058	55	294,391	143,388	151,003
16	286,968	146,786	140,182	56	285,263	138,775	146,488
17	291,172	148,926	142,246	57	272,771	132,489	140,282
18	294,936	150,835	144,101	58	262,103	127,196	134,907
19	298,300	152,547	145,753	59	256,479	124,500	131,979
20	301,424	154,125	147,299	60	258,359	125,629	132,730
21	304,931	155,903	149,028	61	264,709	129,022	135,687
22	308,928	157,925	151,003	62	274,091	133,943	140,148
23	313,026	159,997	153,029	63	279,284	136,723	142,561
24	317,138	162,078	155,060	64	273,287	133,832	139,455
25	321,183	164,121	157,062	65	251,897	123,114	128,783
26	329,380	168,305	161,075	66	220,146	107,130	113,016
27	241,781	123,351	118,430	67	184,104	89,008	95,096
28	312,550	159,775	152,775	68	153,129	73,434	79,695
29	335,036	171,310	163,726	69	132,954	63,255	69,699
30	332,432	169,919	162,513	70	128,023	60,612	67,411
31	318,445	162,660	155,785	71	133,979	63,306	70,673
32	303,331	154,843	148,488	72	143,207	67,622	75,585
33	293,754	149,899	143,855	73	149,271	70,309	78,962
34	293,386	149,724	143,662	74	152,037	71,185	80,852
35	302,202	154,282	147,920	75	148,835	68,844	79,991
36	316,723	161,781	154,942	76	141,332	64,234	77,098
37	330,576	168,920	161,656	77	133,457	59,383	74,074
38	342,016	174,758	167,258	78	127,352	55,537	71,815
39	346,158	176,743	169,415	79	122,014	52,450	69,564
				80+	720,749	290,103	430,646
				Total	21,389,471	10,623,779	10,765,692

2047

Age	Total	Male	Female	Age	Total	Male	Female
0	204,215	104,510	99,705	40	346,096	176,696	169,400
1	209,268	107,084	102,184	41	339,966	173,272	166,694
2	214,371	109,690	104,681	42	326,375	165,910	160,465
3	219,569	112,346	107,223	43	311,058	157,675	153,383
4	224,601	114,919	109,682	44	297,780	150,462	147,318
5	229,307	117,327	111,980	45	285,484	143,553	141,931
6	233,774	119,610	114,164	46	275,421	137,542	137,879
7	238,266	121,906	116,360	47	267,559	132,506	135,053
8	244,127	124,900	119,227	48	258,669	126,868	131,801
9	250,113	127,961	122,152	49	250,475	121,699	128,776
10	254,578	130,240	124,338	50	248,280	119,875	128,405
11	258,517	132,254	126,263	51	254,015	122,482	131,533
12	262,702	134,393	128,309	52	265,121	128,130	136,991
13	267,865	137,030	130,835	53	279,177	135,392	143,785
14	273,286	139,799	133,487	54	291,098	141,530	149,568
15	278,160	142,287	135,873	55	297,005	144,612	152,393
16	282,617	144,563	138,054	56	294,135	143,189	150,946
17	286,946	146,768	140,178	57	285,015	138,582	146,433
18	291,151	148,909	142,242	58	272,534	132,305	140,229
19	294,915	150,817	144,098	59	261,875	127,019	134,856
20	298,273	152,525	145,748	60	256,183	124,269	131,914
21	301,395	154,101	147,294	61	257,985	125,336	132,649
22	304,901	155,878	149,023	62	264,326	128,721	135,605
23	308,897	157,899	150,998	63	273,692	133,630	140,062
24	312,995	159,971	153,024	64	278,878	136,404	142,474
25	317,106	162,052	155,054	65	272,705	133,382	139,323
26	321,150	164,095	157,055	66	251,183	122,570	128,613
27	329,345	168,277	161,068	67	219,524	106,656	112,868
28	241,756	123,331	118,425	68	183,585	88,614	94,971
29	312,517	159,749	152,768	69	152,700	73,110	79,590
30	334,999	171,281	163,718	70	132,411	62,855	69,556
31	332,395	169,890	162,505	71	127,329	60,110	67,219
32	318,408	162,632	155,776	72	133,253	62,782	70,471
33	303,296	154,816	148,480	73	142,433	67,062	75,371
34	293,721	149,873	143,848	74	148,464	69,727	78,737
35	293,348	149,695	143,653	75	150,826	70,334	80,492
36	302,158	154,248	147,910	76	147,259	67,760	79,499
37	316,678	161,746	154,932	77	139,846	63,222	76,624
38	330,528	168,884	161,644	78	132,066	58,448	73,618
39	341,967	174,720	167,247	79	126,037	54,663	71,374
				80+	754,986	304,079	450,907
				Total	21,486,990	10,676,009	10,810,981



2048

Age	Total	Male	Female	Age	Total	Male	Female
0	199,076	101,880	97,196	40	341,909	174,675	167,234
1	204,155	104,468	99,687	41	346,026	176,642	169,384
2	209,245	107,068	102,177	42	339,897	173,219	166,678
3	214,352	109,677	104,675	43	326,309	165,859	160,450
4	219,558	112,338	107,220	44	310,996	157,627	153,369
5	224,594	114,914	109,680	45	297,703	150,403	147,300
6	229,297	117,319	111,978	46	285,394	143,483	141,911
7	233,764	119,602	114,162	47	275,334	137,475	137,859
8	238,255	121,897	116,358	48	267,476	132,442	135,034
9	244,116	124,891	119,225	49	258,588	126,806	131,782
10	250,104	127,954	122,150	50	250,371	121,619	128,752
11	254,569	130,233	124,336	51	248,148	119,772	128,376
12	258,508	132,247	126,261	52	253,881	122,378	131,503
13	262,694	134,386	128,308	53	264,980	128,020	136,960
14	267,856	137,023	130,833	54	279,028	135,277	143,751
15	273,272	139,788	133,484	55	290,901	141,375	149,526
16	278,140	142,270	135,870	56	296,756	144,416	152,340
17	282,598	144,547	138,051	57	293,889	142,996	150,893
18	286,925	146,751	140,174	58	284,777	138,395	146,382
19	291,130	148,892	142,238	59	272,307	132,127	140,180
20	294,892	150,797	144,095	60	261,585	126,790	134,795
21	298,244	152,501	145,743	61	255,827	123,987	131,840
22	301,366	154,077	147,289	62	257,626	125,052	132,574
23	304,872	155,853	149,019	63	263,959	128,430	135,529
24	308,868	157,875	150,993	64	273,309	133,326	139,983
25	312,965	159,946	153,019	65	278,307	135,958	142,349
26	317,074	162,027	155,047	66	271,961	132,808	139,153
27	321,118	164,069	157,049	67	250,499	122,043	128,456
28	329,313	168,251	161,062	68	218,927	106,197	112,730
29	241,732	123,312	118,420	69	183,088	88,233	94,855
30	312,484	159,723	152,761	70	152,096	72,659	79,437
31	334,962	171,252	163,710	71	131,718	62,347	69,371
32	332,359	169,862	162,497	72	126,665	59,624	67,041
33	318,373	162,604	155,769	73	132,558	62,275	70,283
34	303,263	154,791	148,472	74	141,691	66,520	75,171
35	293,685	149,845	143,840	75	147,321	68,913	78,408
36	293,307	149,663	143,644	76	149,278	69,251	80,027
37	302,117	154,216	147,901	77	145,756	66,716	79,040
38	316,634	161,712	154,922	78	138,430	62,249	76,181
39	330,483	168,849	161,634	79	130,741	57,548	73,193
				80+	789,671	318,558	471,113
				Total	21,576,002	10,723,860	10,852,142



2049

Age	Total	Male	Female	Age	Total	Male	Female
0	194,112	99,340	94,772	40	330,430	168,807	161,623
1	199,021	101,841	97,180	41	341,843	174,623	167,220
2	204,132	104,452	99,680	42	345,958	176,589	169,369
3	209,228	107,056	102,172	43	339,831	173,168	166,663
4	214,342	109,669	104,673	44	326,247	165,810	160,437
5	219,551	112,333	107,218	45	310,919	157,567	153,352
6	224,585	114,907	109,678	46	297,613	150,333	147,280
7	229,287	117,311	111,976	47	285,307	143,415	141,892
8	233,754	119,594	114,160	48	275,252	137,411	137,841
9	238,245	121,889	116,356	49	267,396	132,380	135,016
10	244,107	124,884	119,223	50	258,484	126,724	131,760
11	250,096	127,947	122,149	51	250,243	121,518	128,725
12	254,561	130,227	124,334	52	248,022	119,673	128,349
13	258,499	132,240	126,259	53	253,752	122,277	131,475
14	262,686	134,379	128,307	54	264,845	127,914	136,931
15	267,843	137,012	130,831	55	278,847	135,133	143,714
16	273,253	139,773	133,480	56	290,667	141,190	149,477
17	278,121	142,254	135,867	57	296,517	144,226	152,291
18	282,579	144,531	138,048	58	293,654	142,809	150,845
19	286,906	146,735	140,171	59	284,548	138,214	146,334
20	291,107	148,873	142,234	60	272,018	131,896	140,122
21	294,865	150,774	144,091	61	261,236	126,511	134,725
22	298,217	152,478	145,739	62	255,485	123,714	131,771
23	301,339	154,054	147,285	63	257,282	124,777	132,505
24	304,845	155,830	149,015	64	263,606	128,147	135,459
25	308,839	157,851	150,988	65	272,771	132,902	139,869
26	312,936	159,922	153,014	66	277,576	135,388	142,188
27	317,044	162,003	155,041	67	271,247	132,252	138,995
28	321,087	164,044	157,043	68	249,842	121,532	128,310
29	329,281	168,225	161,056	69	218,355	105,752	112,603
30	241,708	123,293	118,415	70	182,387	87,702	94,685
31	312,452	159,698	152,754	71	151,327	72,087	79,240
32	334,927	171,224	163,703	72	131,053	61,855	69,198
33	332,324	169,835	162,489	73	126,029	59,154	66,875
34	318,339	162,577	155,762	74	131,892	61,784	70,108
35	303,229	154,764	148,465	75	140,638	65,761	74,877
36	293,645	149,814	143,831	76	145,858	67,875	77,983
37	293,269	149,633	143,636	77	147,801	68,209	79,592
38	302,078	154,185	147,893	78	144,322	65,711	78,611
39	316,592	161,680	154,912	79	137,081	61,313	75,768
				80+	825,422	334,116	491,306
				Total	21,656,634	10,767,350	10,889,284

2050

Age	Total	Male	Female	Age	Total	Male	Female
0	188,864	96,655	92,209	40	316,543	161,641	154,902
1	194,061	99,303	94,758	41	330,369	168,759	161,610
2	198,999	101,826	97,173	42	341,780	174,573	167,207
3	204,115	104,440	99,675	43	345,894	176,538	169,356
4	209,219	107,049	102,170	44	339,769	173,119	166,650
5	214,336	109,664	104,672	45	326,170	165,749	160,421
6	219,542	112,326	107,216	46	310,828	157,495	153,333
7	224,576	114,900	109,676	47	297,525	150,264	147,261
8	229,277	117,303	111,974	48	285,225	143,350	141,875
9	233,745	119,587	114,158	49	275,173	137,349	137,824
10	238,237	121,882	116,355	50	267,292	132,297	134,995
11	244,099	124,877	119,222	51	258,357	126,622	131,735
12	250,088	127,941	122,147	52	250,122	121,422	128,700
13	254,554	130,221	124,333	53	247,900	119,576	128,324
14	258,491	132,234	126,257	54	253,629	122,180	131,449
15	262,674	134,369	128,305	55	264,680	127,782	136,898
16	267,825	136,997	130,828	56	278,631	134,960	143,671
17	273,235	139,758	133,477	57	290,444	141,011	149,433
18	278,104	142,239	135,865	58	296,287	144,042	152,245
19	282,560	144,515	138,045	59	293,428	142,628	150,800
20	286,884	146,717	140,167	60	284,257	137,979	146,278
21	291,083	148,852	142,231	61	271,669	131,614	140,055
22	294,838	150,751	144,087	62	260,900	126,240	134,660
23	298,192	152,457	145,735	63	255,158	123,450	131,708
24	301,312	154,031	147,281	64	256,952	124,510	132,442
25	304,819	155,808	149,011	65	263,106	127,750	135,356
26	308,811	157,828	150,983	66	272,083	132,361	139,722
27	312,906	159,898	153,008	67	276,874	134,836	142,038
28	317,016	161,980	155,036	68	270,562	131,713	138,849
29	321,058	164,020	157,038	69	249,211	121,036	128,175
30	329,250	168,200	161,050	70	217,548	105,132	112,416
31	241,684	123,274	118,410	71	181,492	87,027	94,465
32	312,421	159,673	152,748	72	150,589	71,533	79,056
33	334,894	171,198	163,696	73	130,417	61,379	69,038
34	332,290	169,808	162,482	74	125,418	58,699	66,719
35	318,304	162,549	155,755	75	130,946	61,095	69,851
36	303,191	154,734	148,457	76	139,288	64,793	74,495
37	293,608	149,785	143,823	77	144,462	66,876	77,586
38	293,233	149,604	143,629	78	146,391	67,205	79,186
39	302,039	154,155	147,884	79	142,954	64,744	78,210
				80+	863,689	351,458	512,231
				Total	21,728,446	10,806,195	10,922,251

Infants (0-1 yers)	188,864	0.9
Young children (1-4)	806,394	3.7
School age children (6-18 years)	3,234,447	14.9
Primary (6-12 years)	1,639,564	7.5
Secondary (13-18)	1,594,883	7.3
Working age population (15-60)	13,616,534	62.7
Reproductive age women W(15-49)	5,209,470	47.7
Ageing index		110.2



# **Appendix C2**

**Population projection according to a constant future fertility  
level**



2019

Age	Total	Male	Female	Age	Total	Male	Female
0	311,246	159,377	151,869	40	193,202	94,914	98,288
1	314,325	160,932	153,393	41	161,437	78,811	82,625
2	312,672	160,041	152,631	42	140,832	68,332	72,500
3	308,145	157,668	150,477	43	136,511	66,075	70,436
4	302,597	154,774	147,823	44	144,074	69,802	74,272
5	297,999	152,381	145,617	45	155,333	75,425	79,908
6	296,206	151,453	144,753	46	163,340	79,348	83,992
7	298,730	152,772	145,958	47	167,901	81,325	86,577
8	306,505	156,819	149,687	48	166,408	79,974	86,434
9	318,743	163,175	155,568	49	160,508	76,228	84,280
10	332,815	170,460	162,355	50	153,930	71,983	81,947
11	344,482	176,452	168,030	51	149,166	68,756	80,410
12	348,817	178,571	170,246	52	145,294	66,377	78,916
13	342,846	175,255	167,591	53	142,923	65,317	77,606
14	329,344	167,947	161,397	54	141,464	65,093	76,372
15	314,056	159,725	154,332	55	140,340	65,265	75,075
16	300,770	152,495	148,275	56	138,256	64,766	73,490
17	288,487	145,582	142,906	57	134,259	62,764	71,495
18	278,476	139,587	138,888	58	127,673	58,687	68,986
19	270,689	134,582	136,107	59	119,272	53,177	66,095
20	261,834	128,946	132,887	60	110,064	47,074	62,990
21	253,631	123,754	129,877	61	101,476	41,562	59,914
22	251,561	121,990	129,571	62	94,265	37,262	57,003
23	257,540	124,752	132,789	63	89,147	34,763	54,384
24	269,026	130,645	138,381	64	85,557	33,592	51,965
25	283,517	138,188	145,329	65	82,446	32,832	49,614
26	295,860	144,611	151,249	66	78,882	31,736	47,147
27	302,186	147,973	154,214	67	74,817	30,328	44,490
28	299,644	146,774	152,871	68	69,909	28,343	41,566
29	290,747	142,314	148,433	69	64,440	25,965	38,475
30	278,392	136,120	142,272	70	59,136	23,661	35,475
31	267,888	130,930	136,958	71	54,296	21,650	32,646
32	262,550	128,417	134,133	72	49,575	19,724	29,851
33	264,985	129,913	135,072	73	45,017	17,915	27,102
34	272,162	133,857	138,305	74	40,744	16,251	24,493
35	282,504	139,419	143,084	75	36,906	14,761	22,145
36	288,593	142,796	145,797	76	33,643	13,471	20,172
37	283,174	140,279	142,895	77	31,073	12,413	18,661
38	261,945	129,663	132,282	78	29,290	11,614	17,675
39	229,978	113,530	116,448	79	28,360	11,107	17,253
				80+	161,834	60,272	101,562
				Total	16,078,666	7,823,634	8,255,032

2020

Age	Total	Male	Female	Age	Total	Male	Female
0	338,250	173,076	165,174	40	229,612	113,320	116,292
1	243,015	124,156	118,859	41	192,837	94,713	98,124
2	314,060	160,790	153,270	42	161,133	78,645	82,488
3	336,603	172,382	164,221	43	140,566	68,187	72,379
4	333,991	170,994	162,997	44	136,254	65,936	70,318
5	319,966	163,720	156,246	45	143,749	69,625	74,124
6	304,839	155,892	148,947	46	154,921	75,200	79,721
7	295,285	150,964	144,321	47	162,905	79,112	83,793
8	294,977	150,825	144,152	48	167,455	81,082	86,373
9	303,929	155,479	148,450	49	165,965	79,734	86,231
10	318,639	163,109	155,530	50	159,948	75,925	84,023
11	332,715	170,399	162,316	51	153,245	71,614	81,631
12	344,378	176,388	167,990	52	148,504	68,404	80,100
13	348,710	178,506	170,204	53	144,648	66,036	78,612
14	342,742	175,191	167,551	54	142,289	64,983	77,306
15	329,192	167,848	161,344	55	140,722	64,698	76,024
16	313,852	159,587	154,265	56	139,472	64,799	74,673
17	300,575	152,364	148,211	57	137,401	64,305	73,096
18	288,300	145,456	142,844	58	133,429	62,316	71,113
19	278,297	139,468	138,829	59	126,886	58,270	68,616
20	270,477	134,442	136,035	60	118,309	52,679	65,630
21	261,588	128,785	132,803	61	108,935	46,511	62,424
22	253,395	123,601	129,794	62	100,443	41,066	59,377
23	251,327	121,838	129,489	63	93,309	36,817	56,492
24	257,300	124,595	132,705	64	88,244	34,347	53,897
25	268,765	130,482	138,283	65	84,399	33,067	51,332
26	283,231	138,014	145,217	66	81,014	32,181	48,833
27	295,561	144,429	151,132	67	77,511	31,108	46,403
28	301,879	147,785	154,094	68	73,516	29,727	43,789
29	299,341	146,589	152,752	69	68,693	27,782	40,911
30	290,437	142,125	148,312	70	62,947	25,298	37,649
31	278,078	135,927	142,151	71	57,161	22,770	34,391
32	267,587	130,746	136,841	72	52,136	20,627	31,509
33	262,253	128,235	134,018	73	47,689	18,848	28,841
34	264,686	129,729	134,957	74	43,871	17,449	26,422
35	271,828	133,655	138,173	75	40,114	16,132	23,982
36	282,126	139,193	142,933	76	36,658	14,917	21,741
37	288,210	142,565	145,645	77	33,739	13,815	19,924
38	282,795	140,052	142,743	78	30,634	12,440	18,194
39	261,595	129,453	132,142	79	27,113	10,604	16,509
				80+	161,723	59,543	102,180
				Total	16,344,873	7,963,466	8,381,407



2021

Age	Total	Male	Female	Age	Total	Male	Female
0	340,042	173,980	166,062	40	261,223	129,239	131,984
1	337,667	172,760	164,907	41	229,227	113,107	116,120
2	242,830	124,057	118,773	42	192,513	94,535	97,978
3	313,865	160,679	153,186	43	160,863	78,497	82,366
4	336,436	172,288	164,148	44	140,330	68,058	72,272
5	333,867	170,920	162,947	45	135,980	65,787	70,193
6	319,867	163,656	156,211	46	143,407	69,438	73,969
7	304,746	155,832	148,914	47	154,553	74,999	79,554
8	295,195	150,906	144,289	48	162,518	78,900	83,618
9	294,886	150,766	144,120	49	167,057	80,865	86,192
10	303,842	155,424	148,418	50	165,443	79,447	85,996
11	318,553	163,056	155,497	51	159,311	75,576	83,735
12	332,625	170,344	162,281	52	152,635	71,284	81,351
13	344,285	176,332	167,953	53	147,915	68,090	79,825
14	348,616	178,448	170,168	54	144,075	65,732	78,343
15	342,600	175,098	167,502	55	141,617	64,626	76,991
16	329,002	167,720	161,282	56	139,941	64,281	75,660
17	313,672	159,465	154,207	57	138,697	64,381	74,316
18	300,402	152,248	148,154	58	136,638	63,891	72,747
19	288,135	145,345	142,790	59	132,687	61,914	70,773
20	278,103	139,339	138,764	60	125,955	57,772	68,183
21	270,254	134,295	135,959	61	117,214	52,109	65,105
22	261,371	128,643	132,728	62	107,932	46,008	61,924
23	253,186	123,465	129,721	63	99,524	40,622	58,902
24	251,121	121,704	129,417	64	92,459	36,419	56,040
25	257,079	124,457	132,622	65	87,163	33,856	53,307
26	268,526	130,337	138,189	66	83,073	32,469	50,604
27	282,978	137,861	145,117	67	79,741	31,599	48,142
28	295,297	144,268	151,029	68	76,291	30,546	45,745
29	301,609	147,621	153,988	69	72,358	29,190	43,168
30	299,059	146,417	152,642	70	67,238	27,125	40,113
31	290,149	141,949	148,200	71	61,243	24,547	36,696
32	277,800	135,758	142,042	72	55,614	22,094	33,520
33	267,320	130,583	136,737	73	50,727	20,015	30,712
34	261,993	128,076	133,917	74	46,399	18,289	28,110
35	264,399	129,556	134,843	75	42,260	16,755	25,505
36	271,506	133,463	138,043	76	38,216	15,315	22,901
37	281,793	138,994	142,799	77	34,922	14,161	20,761
38	287,868	142,360	145,508	78	32,141	13,115	19,026
39	282,461	139,852	142,609	79	29,184	11,810	17,374
				80+	164,580	60,839	103,741
				Total	16,615,869	8,105,624	8,510,245

2022

Age	Total	Male	Female	Age	Total	Male	Female
0	342,738	175,364	167,374	40	282,094	139,640	142,454
1	339,498	173,684	165,814	41	260,823	129,016	131,807
2	337,429	172,633	164,796	42	228,875	112,911	115,964
3	242,690	123,978	118,712	43	192,218	94,372	97,846
4	313,725	160,600	153,125	44	160,617	78,361	82,256
5	336,324	172,221	164,103	45	140,072	67,917	72,155
6	333,773	170,859	162,914	46	135,684	65,624	70,060
7	319,778	163,598	156,180	47	143,095	69,267	73,828
8	304,659	155,776	148,883	48	154,215	74,813	79,402
9	295,112	150,852	144,260	49	162,164	78,705	83,459
10	294,808	150,717	144,091	50	166,574	80,596	85,978
11	303,768	155,378	148,390	51	164,839	79,110	85,729
12	318,474	163,008	155,466	52	158,729	75,255	83,474
13	332,543	170,293	162,250	53	152,078	70,980	81,098
14	344,199	176,280	167,919	54	147,377	67,801	79,576
15	348,484	178,361	170,123	55	143,451	65,398	78,053
16	342,420	174,976	167,444	56	140,893	64,238	76,655
17	328,829	167,603	161,226	57	139,226	63,896	75,330
18	313,508	159,354	154,154	58	137,989	63,996	73,993
19	300,245	152,142	148,103	59	135,937	63,508	72,429
20	287,952	145,222	142,730	60	131,789	61,422	70,367
21	277,894	139,200	138,694	61	124,878	57,192	67,686
22	270,050	134,160	135,890	62	116,217	51,586	64,631
23	261,175	128,514	132,661	63	107,018	45,545	61,473
24	252,996	123,341	129,655	64	98,687	40,214	58,473
25	250,926	121,582	129,344	65	91,412	35,933	55,479
26	256,871	124,331	132,540	66	85,898	33,284	52,614
27	268,308	130,204	138,104	67	81,867	31,921	49,946
28	282,749	137,722	145,027	68	78,582	31,065	47,517
29	295,056	144,121	150,935	69	75,180	30,030	45,150
30	301,351	147,463	153,888	70	70,934	28,541	42,393
31	298,788	146,252	152,536	71	65,543	26,368	39,175
32	289,887	141,789	148,098	72	59,700	23,862	35,838
33	277,549	135,604	141,945	73	54,212	21,476	32,736
34	267,077	130,435	136,642	74	49,450	19,457	29,993
35	261,736	127,921	133,815	75	44,806	17,602	27,204
36	264,114	129,386	134,728	76	40,388	15,952	24,436
37	271,214	133,289	137,925	77	36,521	14,581	21,940
38	281,488	138,811	142,677	78	33,374	13,483	19,891
39	287,559	142,175	145,384	79	30,714	12,486	18,228
				80+	169,160	63,128	106,032
				Total	16,891,024	8,249,731	8,641,293

2023

Age	Total	Male	Female	Age	Total	Male	Female
0	345,521	176,794	168,727	40	287,220	141,979	145,241
1	342,229	175,086	167,143	41	281,700	139,419	142,281
2	339,276	173,565	165,711	42	260,457	128,811	131,646
3	337,251	172,532	164,719	43	228,555	112,732	115,823
4	242,593	123,923	118,670	44	191,948	94,222	97,726
5	313,630	160,544	153,086	45	160,346	78,210	82,136
6	336,238	172,165	164,073	46	139,793	67,763	72,030
7	333,687	170,803	162,884	47	135,413	65,474	69,939
8	319,695	163,544	156,151	48	142,809	69,109	73,700
9	304,580	155,724	148,856	49	153,908	74,643	79,265
10	295,040	150,807	144,233	50	161,734	78,463	83,271
11	294,742	150,676	144,066	51	166,014	80,280	85,734
12	303,700	155,336	148,364	52	164,286	78,799	85,487
13	318,402	162,964	155,438	53	158,198	74,960	83,238
14	332,468	170,247	162,221	54	151,570	70,701	80,869
15	344,079	176,201	167,878	55	146,788	67,481	79,307
16	348,317	178,247	170,070	56	142,777	65,034	77,743
17	342,255	174,864	167,391	57	140,232	63,881	76,351
18	328,673	167,497	161,176	58	138,570	63,540	75,030
19	313,358	159,252	154,106	59	137,340	63,640	73,700
20	300,071	152,025	148,046	60	135,089	63,040	72,049
21	287,754	145,089	142,665	61	130,750	60,849	69,901
22	277,704	139,073	138,631	62	123,894	56,657	67,237
23	269,865	134,038	135,827	63	115,308	51,105	64,203
24	260,997	128,396	132,601	64	106,185	45,120	61,065
25	252,817	123,228	129,589	65	97,650	39,713	57,937
26	250,741	121,469	129,272	66	90,185	35,366	54,819
27	256,681	124,216	132,465	67	84,745	32,758	51,987
28	268,111	130,084	138,027	68	80,768	31,417	49,351
29	282,541	137,595	144,946	69	77,524	30,574	46,950
30	294,826	143,980	150,846	70	73,807	29,404	44,403
31	301,104	147,312	153,792	71	69,269	27,791	41,478
32	298,541	146,101	152,440	72	64,004	25,675	38,329
33	289,649	141,643	148,006	73	58,299	23,236	35,063
34	277,321	135,465	141,856	74	52,940	20,911	32,029
35	266,837	130,290	136,547	75	47,864	18,768	29,096
36	261,479	127,768	133,711	76	42,947	16,804	26,143
37	263,856	129,232	134,624	77	38,712	15,229	23,483
38	270,948	133,130	137,818	78	35,003	13,920	21,083
39	281,210	138,644	142,566	79	31,987	12,872	19,115
				80+	174,750	65,797	108,953
				Total	17,170,125	8,395,696	8,774,429

2024

Age	Total	Male	Female	Age	Total	Male	Female
0	348,480	178,313	170,167	40	280,907	138,468	142,439
1	345,044	176,533	168,511	41	286,854	141,773	145,081
2	342,023	174,976	167,047	42	281,339	139,216	142,123
3	339,111	173,471	165,640	43	260,124	128,623	131,501
4	337,128	172,463	164,665	44	228,263	112,568	115,695
5	242,528	123,884	118,644	45	191,652	94,056	97,596
6	313,555	160,495	153,060	46	160,052	78,045	82,007
7	336,158	172,113	164,045	47	139,536	67,620	71,916
8	333,608	170,751	162,857	48	135,166	65,337	69,829
9	319,619	163,495	156,124	49	142,547	68,963	73,584
10	304,512	155,680	148,832	50	153,535	74,432	79,103
11	294,979	150,770	144,209	51	161,235	78,178	83,057
12	294,682	150,639	144,043	52	165,502	79,989	85,513
13	303,637	155,297	148,340	53	163,782	78,514	85,268
14	318,336	162,923	155,413	54	157,711	74,687	83,024
15	332,363	170,178	162,185	55	151,013	70,392	80,621
16	343,929	176,098	167,831	56	146,153	67,133	79,020
17	348,164	178,143	170,021	57	142,158	64,697	77,461
18	342,105	174,762	167,343	58	139,626	63,551	76,075
19	328,530	167,399	161,131	59	137,970	63,212	74,758
20	313,192	159,140	154,052	60	136,553	63,204	73,349
21	299,884	151,898	147,986	61	134,107	62,493	71,614
22	287,575	144,969	142,606	62	129,800	60,321	69,479
23	277,531	138,957	138,574	63	122,997	56,165	66,832
24	269,696	133,926	135,770	64	114,477	50,662	63,815
25	260,830	128,289	132,541	65	105,150	44,596	60,554
26	252,647	123,124	129,523	66	96,431	39,127	57,304
27	250,573	121,366	129,207	67	89,064	34,844	54,220
28	256,508	124,111	132,397	68	83,693	32,274	51,419
29	267,933	129,975	137,958	69	79,765	30,953	48,812
30	282,341	137,473	144,868	70	76,210	29,976	46,234
31	294,605	143,845	150,760	71	72,194	28,677	43,517
32	300,880	147,175	153,705	72	67,756	27,104	40,652
33	298,317	145,963	152,354	73	62,605	25,041	37,564
34	289,433	141,511	147,922	74	57,025	22,662	34,363
35	277,094	135,328	141,766	75	51,351	20,211	31,140
36	266,599	130,148	136,451	76	46,003	17,963	28,040
37	261,245	127,628	133,617	77	41,278	16,084	25,194
38	263,621	129,092	134,529	78	37,207	14,576	22,631
39	270,705	132,984	137,721	79	33,641	13,323	20,318
				80+	180,994	68,536	112,458
				Total	17,453,126	8,543,531	8,909,595

2025

Age	Total	Male	Female	Age	Total	Male	Female
0	351,687	179,960	171,727	40	270,439	132,830	137,609
1	348,033	178,068	169,965	41	280,580	138,283	142,297
2	344,852	176,430	168,422	42	286,518	141,583	144,935
3	341,870	174,889	166,981	43	281,011	139,030	141,981
4	338,999	173,408	165,591	44	259,820	128,451	131,369
5	337,048	172,415	164,633	45	227,941	112,385	115,556
6	242,474	123,849	118,625	46	191,329	93,873	97,456
7	313,486	160,450	153,036	47	159,783	77,894	81,889
8	336,085	172,065	164,020	48	139,302	67,489	71,813
9	333,536	170,704	162,832	49	134,940	65,210	69,730
10	319,553	163,453	156,100	50	142,229	68,782	73,447
11	304,454	155,644	148,810	51	153,101	74,183	78,918
12	294,924	150,736	144,188	52	160,779	77,916	82,863
13	294,626	150,604	144,022	53	165,035	79,721	85,314
14	303,580	155,262	148,318	54	163,320	78,251	85,069
15	318,244	162,862	155,382	55	157,177	74,385	82,792
16	332,230	170,087	162,143	56	150,409	70,054	80,355
17	343,792	176,004	167,788	57	145,569	66,810	78,759
18	348,025	178,048	169,977	58	141,592	64,386	77,206
19	341,969	174,669	167,300	59	139,070	63,246	75,824
20	328,373	167,292	161,081	60	137,243	62,810	74,433
21	313,014	159,019	153,995	61	135,640	62,694	72,946
22	299,713	151,782	147,931	62	133,211	61,990	71,221
23	287,411	144,859	142,552	63	128,932	59,835	69,097
24	277,374	138,851	138,523	64	122,177	55,712	66,465
25	269,538	133,824	135,714	65	113,440	50,113	63,327
26	260,670	128,190	132,480	66	103,928	43,981	59,947
27	252,494	123,030	129,464	67	95,317	38,587	56,730
28	250,421	121,273	129,148	68	88,040	34,363	53,677
29	256,351	124,015	132,336	69	82,733	31,829	50,904
30	267,761	129,870	137,891	70	78,510	30,384	48,126
31	282,149	137,356	144,793	71	74,662	29,279	45,383
32	294,406	143,723	150,683	72	70,726	28,011	42,715
33	300,675	147,049	153,626	73	66,377	26,473	39,904
34	298,114	145,839	152,275	74	61,331	24,459	36,872
35	289,218	141,381	147,837	75	55,423	21,946	33,477
36	276,869	135,193	141,676	76	49,481	19,392	30,089
37	266,381	130,018	136,363	77	44,327	17,234	27,093
38	261,033	127,501	133,532	78	39,776	15,432	24,344
39	263,406	128,963	134,443	79	35,852	13,985	21,867
				80+	188,169	71,399	116,770
				Total	17,740,077	8,693,305	9,046,772

2026

Age	Total	Male	Female	Age	Total	Male	Female
0	355,150	181,737	173,413	40	263,170	128,826	134,344
1	351,268	179,729	171,539	41	270,152	132,667	137,485
2	347,854	177,972	169,882	42	280,281	138,113	142,168
3	344,710	176,349	168,361	43	286,213	141,410	144,803
4	341,769	174,832	166,937	44	280,711	138,859	141,852
5	338,925	173,364	165,561	45	259,485	128,259	131,226
6	336,981	172,371	164,610	46	227,589	112,183	115,406
7	242,425	123,817	118,608	47	191,034	93,705	97,329
8	313,423	160,408	153,015	48	159,538	77,755	81,783
9	336,017	172,021	163,996	49	139,088	67,368	71,720
10	333,474	170,664	162,810	50	134,664	65,052	69,612
11	319,498	163,419	156,079	51	141,860	68,569	73,291
12	304,401	155,611	148,790	52	152,706	73,954	78,752
13	294,874	150,705	144,169	53	160,362	77,674	82,688
14	294,575	150,572	144,003	54	164,608	79,475	85,133
15	303,500	155,209	148,291	55	162,810	77,957	84,853
16	318,128	162,782	155,346	56	156,597	74,053	82,544
17	332,109	170,004	162,105	57	149,855	69,741	80,114
18	343,667	175,918	167,749	58	145,035	66,512	78,523
19	347,899	177,962	169,937	59	141,073	64,099	76,974
20	341,819	174,566	167,253	60	138,396	62,871	75,525
21	328,203	167,176	161,027	61	136,402	62,340	74,062
22	312,853	158,909	153,944	62	134,806	62,224	72,582
23	299,558	151,677	147,881	63	132,391	61,526	70,865
24	287,262	144,758	142,504	64	128,140	59,387	68,753
25	277,227	138,755	138,472	65	121,149	55,149	66,000
26	269,388	133,730	135,658	66	112,214	49,467	62,747
27	260,525	128,100	132,425	67	102,811	43,413	59,398
28	252,354	122,944	129,410	68	94,298	38,089	56,209
29	250,283	121,188	129,095	69	87,106	33,920	53,186
30	256,202	123,924	132,278	70	81,527	31,280	50,247
31	267,596	129,769	137,827	71	77,028	29,719	47,309
32	281,974	137,249	144,725	72	73,251	28,639	44,612
33	294,225	143,612	150,613	73	69,388	27,398	41,990
34	300,490	146,935	153,555	74	65,121	25,894	39,227
35	297,912	145,717	152,195	75	59,722	23,730	35,992
36	289,003	141,252	147,751	76	53,532	21,104	32,428
37	276,664	135,070	141,594	77	47,795	18,649	29,146
38	266,184	129,900	136,284	78	42,816	16,573	26,243
39	260,839	127,384	133,455	79	38,421	14,840	23,581
				80+	196,684	74,567	122,117
				Total	18,031,037	8,845,071	9,185,966

2027

Age	Total	Male	Female	Age	Total	Male	Female
0	358,725	183,570	175,155	40	260,626	127,260	133,366
1	354,759	181,520	173,239	41	262,916	128,681	134,235
2	351,100	179,639	171,461	42	269,889	132,517	137,372
3	347,724	177,898	169,826	43	280,009	137,957	142,052
4	344,617	176,296	168,321	44	285,935	141,251	144,684
5	341,702	174,792	166,910	45	280,379	138,667	141,712
6	338,863	173,323	165,540	46	259,119	128,047	131,072
7	336,919	172,330	164,589	47	227,268	111,998	115,270
8	242,381	123,788	118,593	48	190,765	93,550	97,215
9	313,365	160,370	152,995	49	159,312	77,626	81,686
10	335,959	171,984	163,975	50	138,829	67,218	71,611
11	333,421	170,631	162,790	51	134,344	64,865	69,479
12	319,449	163,388	156,061	52	141,524	68,373	73,151
13	304,352	155,580	148,772	53	152,344	73,743	78,601
14	294,828	150,676	144,152	54	159,982	77,452	82,530
15	294,504	150,525	143,979	55	164,135	79,198	84,937
16	303,400	155,140	148,260	56	162,256	77,634	84,622
17	318,022	162,709	155,313	57	156,065	73,745	82,320
18	331,999	169,928	162,071	58	149,348	69,452	79,896
19	343,554	175,840	167,714	59	144,545	66,236	78,309
20	347,759	177,866	169,893	60	140,445	63,747	76,698
21	341,659	174,456	167,203	61	137,617	62,433	75,184
22	328,049	167,070	160,979	62	135,633	61,906	73,727
23	312,707	158,809	153,898	63	134,045	61,791	72,254
24	299,416	151,580	147,836	64	131,642	61,097	70,545
25	287,124	144,667	142,457	65	127,143	58,828	68,315
26	277,086	138,666	138,420	66	119,932	54,483	65,449
27	269,251	133,644	135,607	67	111,092	48,871	62,221
28	260,395	128,019	132,376	68	101,791	42,889	58,902
29	252,227	122,865	129,362	69	93,367	37,629	55,738
30	250,151	121,107	129,044	70	85,928	33,371	52,557
31	256,058	123,836	132,222	71	80,098	30,636	49,462
32	267,447	129,678	137,769	72	75,677	29,107	46,570
33	281,817	137,152	144,665	73	71,965	28,050	43,915
34	294,060	143,511	150,549	74	68,168	26,834	41,334
35	300,305	146,822	153,483	75	63,527	25,165	38,362
36	297,711	145,596	152,115	76	57,816	22,869	34,947
37	288,808	141,134	147,674	77	51,823	20,338	31,485
38	276,477	134,958	141,519	78	46,272	17,973	28,299
39	266,005	129,792	136,213	79	41,453	15,972	25,481
				80+	206,719	78,182	128,537
				Total	18,325,898	8,998,796	9,327,102

2028

Age	Total	Male	Female	Age	Total	Male	Female
0	362,178	185,341	176,837	40	265,808	129,676	136,132
1	358,358	183,366	174,992	41	260,395	127,128	133,267
2	354,604	181,436	173,168	42	262,684	128,548	134,136
3	350,978	179,569	171,409	43	269,650	132,380	137,270
4	347,639	177,850	169,789	44	279,762	137,814	141,948
5	344,557	176,260	168,297	45	285,626	141,071	144,555
6	341,645	174,754	166,891	46	280,015	138,455	141,560
7	338,805	173,285	165,520	47	258,785	127,852	130,933
8	336,862	172,292	164,570	48	226,974	111,827	115,147
9	242,340	123,761	118,579	49	190,520	93,408	97,112
10	313,315	160,338	152,977	50	159,038	77,465	81,573
11	335,912	171,954	163,958	51	138,528	67,041	71,487
12	333,373	170,601	162,772	52	134,052	64,693	69,359
13	319,403	163,359	156,044	53	141,217	68,193	73,024
14	304,309	155,553	148,756	54	152,013	73,548	78,465
15	294,762	150,632	144,130	55	159,560	77,202	82,358
16	294,416	150,464	143,952	56	163,620	78,892	84,728
17	303,308	155,076	148,232	57	161,748	77,335	84,413
18	317,926	162,643	155,283	58	155,578	73,461	82,117
19	331,898	169,858	162,040	59	148,882	69,184	79,698
20	343,430	175,754	167,676	60	143,954	65,898	78,056
21	347,611	177,764	169,847	61	139,718	63,334	76,384
22	341,513	174,355	167,158	62	136,904	62,029	74,875
23	327,910	166,974	160,936	63	134,930	61,505	73,425
24	312,573	158,717	153,856	64	133,349	61,391	71,958
25	299,284	151,492	147,792	65	130,697	60,560	70,137
26	286,992	144,583	142,409	66	125,957	58,164	67,793
27	276,958	138,585	138,373	67	118,817	53,868	64,949
28	269,128	133,566	135,562	68	110,066	48,320	61,746
29	260,275	127,944	132,331	69	100,857	42,405	58,452
30	252,107	122,790	129,317	70	92,190	37,058	55,132
31	250,023	121,029	128,994	71	84,526	32,724	51,802
32	255,930	123,757	132,173	72	78,795	30,043	48,752
33	267,311	129,595	137,716	73	74,444	28,543	45,901
34	281,673	137,063	144,610	74	70,791	27,507	43,284
35	293,896	143,411	150,485	75	66,611	26,120	40,491
36	300,120	146,710	153,410	76	61,631	24,302	37,329
37	297,529	145,486	152,043	77	56,090	22,084	34,006
38	288,630	141,026	147,604	78	50,277	19,640	30,637
39	276,308	134,856	141,452	79	44,894	17,357	27,537
				80+	218,529	82,446	136,083
				Total	18,624,271	9,154,320	9,469,951



2029

Age	Total	Male	Female	Age	Total	Male	Female
0	365,294	186,940	178,354	40	276,121	134,746	141,375
1	361,835	185,149	176,686	41	265,595	129,553	136,042
2	358,212	183,287	174,925	42	260,184	127,006	133,178
3	354,491	181,371	173,120	43	262,473	128,426	134,047
4	350,901	179,525	171,376	44	269,433	132,255	137,178
5	347,585	177,818	169,767	45	279,485	137,652	141,833
6	344,503	176,224	168,279	46	285,288	140,872	144,416
7	341,592	174,719	166,873	47	279,684	138,260	141,424
8	338,752	173,250	165,502	48	258,478	127,672	130,806
9	336,810	172,257	164,553	49	226,706	111,670	115,036
10	242,306	123,739	118,567	50	190,221	93,230	96,991
11	313,274	160,312	152,962	51	158,721	77,275	81,446
12	335,867	171,926	163,941	52	138,252	66,877	71,375
13	333,329	170,573	162,756	53	133,787	64,536	69,251
14	319,361	163,332	156,029	54	140,935	68,026	72,909
15	304,249	155,513	148,736	55	151,645	73,328	78,317
16	294,680	150,575	144,105	56	159,099	76,925	82,174
17	294,335	150,408	143,927	57	163,148	78,610	84,538
18	303,225	155,018	148,207	58	161,281	77,057	84,224
19	317,839	162,582	155,257	59	155,131	73,198	81,933
20	331,788	169,782	162,006	60	148,319	68,856	79,463
21	343,297	175,662	167,635	61	143,268	65,501	77,767
22	347,476	177,670	169,806	62	139,053	62,953	76,100
23	341,381	174,263	167,118	63	136,254	61,656	74,598
24	327,783	166,886	160,897	64	134,287	61,135	73,152
25	312,448	158,634	153,814	65	132,466	60,887	71,579
26	299,159	151,411	147,748	66	129,568	59,921	69,647
27	286,872	144,506	142,366	67	124,871	57,551	67,320
28	276,842	138,511	138,331	68	117,796	53,300	64,496
29	269,016	133,495	135,521	69	109,126	47,810	61,316
30	260,162	127,873	132,289	70	99,669	41,800	57,869
31	251,990	122,718	129,272	71	90,787	36,383	54,404
32	249,908	120,958	128,950	72	83,245	32,127	51,118
33	255,813	123,685	132,128	73	77,603	29,496	48,107
34	267,187	129,519	137,668	74	73,317	28,022	45,295
35	281,531	136,976	144,555	75	69,286	26,817	42,469
36	293,731	143,311	150,420	76	64,752	25,272	39,480
37	299,952	146,608	153,344	77	59,911	23,514	36,397
38	297,363	145,385	151,978	78	54,525	21,367	33,158
39	288,469	140,928	147,541	79	48,875	19,003	29,872
				80+	232,290	87,514	144,776
				Total	18,925,543	9,311,358	9,614,185

2030

Age	Total	Male	Female	Age	Total	Male	Female
0	368,003	188,331	179,672	40	288,291	140,822	147,469
1	364,973	186,760	178,213	41	275,920	134,629	141,291
2	361,700	185,076	176,624	42	265,399	129,439	135,960
3	358,108	183,227	174,881	43	259,994	126,896	133,098
4	354,419	181,330	173,089	44	262,280	128,314	133,966
5	350,853	179,496	171,357	45	269,190	132,112	137,078
6	347,535	177,784	169,751	46	279,182	137,473	141,709
7	344,454	176,192	168,262	47	284,978	140,688	144,290
8	341,543	174,686	166,857	48	279,381	138,081	141,300
9	338,704	173,218	165,486	49	258,198	127,506	130,692
10	336,765	172,228	164,537	50	226,380	111,473	114,907
11	242,278	123,721	118,557	51	189,874	93,020	96,854
12	313,236	160,288	152,948	52	158,431	77,101	81,330
13	335,827	171,900	163,927	53	138,001	66,726	71,275
14	333,289	170,548	162,741	54	133,543	64,390	69,153
15	319,303	163,293	156,010	55	140,621	67,837	72,784
16	304,173	155,459	148,714	56	151,241	73,084	78,157
17	294,605	150,523	144,082	57	158,677	76,669	82,008
18	294,262	150,357	143,905	58	162,714	78,348	84,366
19	303,148	154,965	148,183	59	160,853	76,800	84,053
20	317,745	162,516	155,229	60	154,589	72,875	81,714
21	331,671	169,700	161,971	61	147,667	68,471	79,196
22	343,176	175,578	167,598	62	142,640	65,135	77,505
23	347,353	177,584	169,769	63	138,445	62,601	75,844
24	341,261	174,179	167,082	64	135,659	61,311	74,348
25	327,664	166,806	160,858	65	133,468	60,667	72,801
26	312,329	158,557	153,772	66	131,410	60,287	71,123
27	299,045	151,337	147,708	67	128,533	59,330	69,203
28	286,763	144,436	142,327	68	123,874	56,983	66,891
29	276,738	138,444	138,294	69	116,860	52,774	64,086
30	268,909	133,428	135,481	70	107,925	47,170	60,755
31	260,052	127,804	132,248	71	98,249	41,083	57,166
32	251,885	122,653	129,232	72	89,502	35,759	53,743
33	249,804	120,894	128,910	73	82,073	31,576	50,497
34	255,706	123,619	132,087	74	76,512	28,990	47,522
35	267,064	129,443	137,621	75	71,864	27,358	44,506
36	281,388	136,890	144,498	76	67,482	25,994	41,488
37	293,581	143,219	150,362	77	63,063	24,497	38,566
38	299,799	146,515	153,284	78	58,348	22,792	35,556
39	297,212	145,293	151,919	79	53,102	20,711	32,391
				80+	248,285	93,532	154,753
				Total	19,229,021	9,469,581	9,759,440

2031

Age	Total	Male	Female	Age	Total	Male	Female
0	370,282	189,499	180,783	40	297,045	145,193	151,852
1	367,703	188,161	179,542	41	288,097	140,708	147,389
2	364,847	186,691	178,156	42	275,735	134,521	141,214
3	361,602	185,019	176,583	43	265,221	129,334	135,887
4	358,043	183,190	174,853	44	259,820	126,794	133,026
5	354,375	181,303	173,072	45	262,062	128,185	133,877
6	350,806	179,465	171,341	46	268,924	131,953	136,971
7	347,489	177,753	169,736	47	278,904	137,307	141,597
8	344,409	176,162	168,247	48	284,694	140,518	144,176
9	341,499	174,656	166,843	49	279,102	137,914	141,188
10	338,662	173,191	165,471	50	257,857	127,298	130,559
11	336,729	172,204	164,525	51	225,999	111,239	114,760
12	242,251	123,704	118,547	52	189,556	92,825	96,731
13	313,202	160,266	152,936	53	158,165	76,939	81,226
14	335,789	171,876	163,913	54	137,770	66,586	71,184
15	333,235	170,511	162,724	55	133,269	64,223	69,046
16	319,229	163,241	155,988	56	140,276	67,626	72,650
17	304,103	155,410	148,693	57	150,871	72,857	78,014
18	294,538	150,476	144,062	58	158,287	76,431	81,856
19	294,194	150,309	143,885	59	162,315	78,104	84,211
20	303,065	154,907	148,158	60	160,333	76,482	83,851
21	317,643	162,444	155,199	61	153,960	72,495	81,465
22	331,564	169,625	161,939	62	147,068	68,113	78,955
23	343,067	175,501	167,566	63	142,065	64,795	77,270
24	347,241	177,506	169,735	64	137,887	62,274	75,613
25	341,147	174,101	167,046	65	134,895	60,871	74,024
26	327,551	166,732	160,819	66	132,482	60,104	72,378
27	312,221	158,487	153,734	67	130,439	59,729	70,710
28	298,941	151,269	147,672	68	127,582	58,780	68,802
29	286,664	144,372	142,292	69	122,957	56,455	66,502
30	276,637	138,379	138,258	70	115,657	52,107	63,550
31	268,806	133,363	135,443	71	106,483	46,406	60,077
32	259,954	127,742	132,212	72	96,945	40,417	56,528
33	251,789	122,593	129,196	73	88,323	35,180	53,143
34	249,709	120,835	128,874	74	80,998	31,064	49,934
35	255,598	123,553	132,045	75	75,097	28,338	46,759
36	266,940	129,367	137,573	76	70,114	26,561	43,553
37	281,258	136,811	144,447	77	65,836	25,236	40,600
38	293,444	143,135	150,309	78	61,525	23,784	37,741
39	299,660	146,429	153,231	79	56,923	22,128	34,795
				80+	266,493	100,438	166,055
				Total	19,533,917	9,628,550	9,905,367

Age	Total	Male	Female	Age	Total	Male	Female
0	372,113	190,434	181,679	40	299,504	146,334	153,170
1	370,001	189,338	180,663	41	296,862	145,084	151,778
2	367,584	188,096	179,488	42	287,920	140,603	147,317
3	364,757	186,638	178,119	43	275,565	134,420	141,145
4	361,543	184,985	176,558	44	265,058	129,237	135,821
5	358,001	183,164	174,837	45	259,623	126,676	132,947
6	354,332	181,274	173,058	46	261,822	128,040	133,782
7	350,763	179,436	171,327	47	268,679	131,805	136,874
8	347,448	177,725	169,723	48	278,648	137,152	141,496
9	344,366	176,133	168,233	49	284,433	140,360	144,073
10	341,461	174,631	166,830	50	278,762	137,703	141,059
11	338,628	173,169	165,459	51	257,456	127,048	130,408
12	336,695	172,182	164,513	52	225,649	111,021	114,628
13	242,226	123,688	118,538	53	189,263	92,643	96,620
14	313,172	160,246	152,926	54	157,921	76,788	81,133
15	335,736	171,840	163,896	55	137,510	66,425	71,085
16	333,165	170,461	162,704	56	132,966	64,035	68,931
17	319,162	163,194	155,968	57	139,957	67,428	72,529
18	304,040	155,365	148,675	58	150,529	72,645	77,884
19	294,475	150,432	144,043	59	157,927	76,207	81,720
20	294,120	150,256	143,864	60	161,829	77,801	84,028
21	302,976	154,844	148,132	61	159,727	76,107	83,620
22	317,550	162,378	155,172	62	153,381	72,139	81,242
23	331,467	169,556	161,911	63	146,517	67,779	78,738
24	342,965	175,429	167,536	64	141,535	64,477	77,058
25	347,135	177,433	169,702	65	137,167	61,853	75,314
26	341,039	174,029	167,010	66	133,971	60,338	73,633
27	327,448	166,664	160,784	67	131,574	59,579	71,995
28	312,121	158,421	153,700	68	129,543	59,206	70,337
29	298,847	151,207	147,640	69	126,705	58,266	68,439
30	286,568	144,310	142,258	70	121,772	55,779	65,993
31	276,541	138,317	138,224	71	114,206	51,306	62,900
32	268,712	133,303	135,409	72	105,154	45,692	59,462
33	259,864	127,685	132,179	73	95,745	39,795	55,950
34	251,700	122,537	129,163	74	87,238	34,639	52,599
35	249,613	120,776	128,837	75	79,594	30,399	49,195
36	255,490	123,486	132,004	76	73,385	27,551	45,834
37	266,827	129,297	137,530	77	68,515	25,823	42,692
38	281,138	136,737	144,401	78	64,333	24,535	39,798
39	293,320	143,058	150,262	79	60,117	23,123	36,994
				80+	286,296	107,852	178,444
				Total	19,839,467	9,787,847	10,051,620

Age	Total	Male	Female	Age	Total	Male	Female
0	373,472	191,129	182,343	40	293,182	142,973	150,209
1	371,851	190,282	181,569	41	299,333	146,231	153,102
2	369,890	189,277	180,613	42	296,695	144,983	151,712
3	367,500	188,046	179,454	43	287,757	140,505	147,252
4	364,702	186,606	178,096	44	275,410	134,326	141,084
5	361,505	184,961	176,544	45	264,873	129,125	135,748
6	357,961	183,137	174,824	46	259,404	126,542	132,862
7	354,292	181,247	173,045	47	261,602	127,906	133,696
8	350,724	179,409	171,315	48	268,452	131,666	136,786
9	347,408	177,698	169,710	49	278,414	137,008	141,406
10	344,331	176,109	168,222	50	284,112	140,159	143,953
11	341,430	174,611	166,819	51	278,364	137,451	140,913
12	338,596	173,148	165,448	52	257,088	126,815	130,273
13	336,664	172,162	164,502	53	225,328	110,818	114,510
14	242,204	123,673	118,531	54	188,992	92,473	96,519
15	313,127	160,215	152,912	55	157,644	76,613	81,031
16	335,672	171,794	163,878	56	137,221	66,243	70,978
17	333,100	170,415	162,685	57	132,687	63,859	68,828
18	319,100	163,149	155,951	58	139,663	67,243	72,420
19	303,981	155,323	148,658	59	150,212	72,446	77,766
20	294,408	150,384	144,024	60	157,488	75,929	81,559
21	294,040	150,199	143,841	61	161,263	77,443	83,820
22	302,895	154,786	148,109	62	159,169	75,756	83,413
23	317,465	162,317	155,148	63	152,848	71,807	81,041
24	331,376	169,491	161,885	64	146,010	67,467	78,543
25	342,870	175,363	167,507	65	140,846	64,065	76,781
26	347,034	177,365	169,669	66	136,294	61,342	74,952
27	340,940	173,963	166,977	67	133,120	59,840	73,280
28	327,354	166,601	160,753	68	130,736	59,087	71,649
29	312,030	158,361	153,669	69	128,716	58,717	69,999
30	298,756	151,147	147,609	70	125,565	57,605	67,960
31	286,476	144,250	142,226	71	120,339	54,965	65,374
32	276,452	138,259	138,193	72	112,867	50,557	62,310
33	268,626	133,248	135,378	73	103,929	45,025	58,904
34	259,781	127,632	132,149	74	94,639	39,214	55,425
35	251,611	122,481	129,130	75	85,816	33,934	51,882
36	249,516	120,715	128,801	76	77,890	29,593	48,297
37	255,391	123,425	131,966	77	71,818	26,822	44,996
38	266,723	129,232	137,491	78	67,051	25,139	41,912
39	281,029	136,669	144,360	79	62,957	23,885	39,072
				80+	306,957	115,332	191,625
				Total	20,145,034	9,947,188	10,197,846

2034

Age	Total	Male	Female	Age	Total	Male	Female
0	374,127	191,465	182,662	40	280,906	136,593	144,313
1	373,226	190,985	182,241	41	293,030	142,880	150,150
2	371,749	190,225	181,524	42	299,179	146,137	153,042
3	369,811	189,230	180,581	43	296,541	144,888	151,653
4	367,449	188,016	179,433	44	287,608	140,414	147,194
5	364,668	186,584	178,084	45	275,233	134,217	141,016
6	361,467	184,935	176,532	46	264,667	128,998	135,669
7	357,925	183,112	174,813	47	259,203	126,418	132,785
8	354,254	181,221	173,033	48	261,399	127,780	133,619
9	350,688	179,384	171,304	49	268,244	131,537	136,707
10	347,375	177,676	169,699	50	278,125	136,825	141,300
11	344,301	176,089	168,212	51	283,738	139,919	143,819
12	341,402	174,593	166,809	52	277,997	137,216	140,781
13	338,566	173,128	165,438	53	256,749	126,597	130,152
14	336,636	172,143	164,493	54	225,032	110,629	114,403
15	242,172	123,651	118,521	55	188,684	92,275	96,409
16	313,072	160,175	152,897	56	157,337	76,416	80,921
17	335,612	171,751	163,861	57	136,954	66,072	70,882
18	333,040	170,372	162,668	58	132,429	63,695	68,734
19	319,044	163,109	155,935	59	139,391	67,069	72,322
20	303,917	155,276	148,641	60	149,826	72,198	77,628
21	294,336	150,332	144,004	61	156,977	75,601	81,376
22	293,967	150,146	143,821	62	160,740	77,108	83,632
23	302,820	154,732	148,088	63	158,655	75,428	83,227
24	317,386	162,260	155,126	64	152,356	71,496	80,860
25	331,292	169,432	161,860	65	145,349	67,062	78,287
26	342,778	175,301	167,477	66	140,010	63,565	76,445
27	346,943	177,303	169,640	67	135,489	60,864	74,625
28	340,849	173,902	166,947	68	132,332	59,373	72,959
29	327,267	166,542	160,725	69	129,963	58,627	71,336
30	311,943	158,303	153,640	70	127,637	58,086	69,551
31	298,668	151,089	147,579	71	124,183	56,807	67,376
32	286,392	144,195	142,197	72	119,015	54,203	64,812
33	276,371	138,206	138,165	73	111,632	49,857	61,775
34	268,547	133,197	135,350	74	102,798	44,401	58,397
35	259,697	127,578	132,119	75	93,181	38,453	54,728
36	251,521	122,424	129,097	76	84,085	33,078	51,007
37	249,427	120,659	128,768	77	76,328	28,846	47,482
38	255,300	123,368	131,932	78	70,382	26,145	44,237
39	266,629	129,173	137,456	79	65,709	24,504	41,205
				80+	328,087	122,667	205,420
				Total	20,449,814	10,106,206	10,343,608

Age	Total	Male	Female	Age	Total	Male	Female
0	375,275	192,054	183,221	40	266,522	129,106	137,416
1	373,898	191,329	182,569	41	280,773	136,511	144,262
2	373,130	190,931	182,199	42	292,891	142,794	150,097
3	371,676	190,181	181,495	43	299,037	146,049	152,988
4	369,765	189,203	180,562	44	296,399	144,800	151,599
5	367,418	187,996	179,422	45	287,438	140,308	147,130
6	364,633	186,560	178,073	46	275,037	134,094	140,943
7	361,431	184,910	176,521	47	264,478	128,880	135,598
8	357,890	183,088	174,802	48	259,018	126,302	132,716
9	354,220	181,197	173,023	49	261,211	127,662	133,549
10	350,659	179,364	171,295	50	267,988	131,373	136,615
11	347,346	177,657	169,689	51	277,787	136,606	141,181
12	344,276	176,072	168,204	52	283,393	139,695	143,698
13	341,374	174,574	166,800	53	277,660	136,997	140,663
14	338,540	173,111	165,429	54	256,437	126,394	130,043
15	336,595	172,114	164,481	55	224,694	110,408	114,286
16	242,133	123,622	118,511	56	188,342	92,052	96,290
17	313,020	160,138	152,882	57	157,053	76,231	80,822
18	335,557	171,711	163,846	58	136,706	65,912	70,794
19	332,986	170,333	162,653	59	132,191	63,541	68,650
20	318,983	163,064	155,919	60	139,059	66,853	72,206
21	303,848	155,226	148,622	61	149,375	71,904	77,471
22	294,269	150,283	143,986	62	156,506	75,294	81,212
23	293,901	150,098	143,803	63	160,258	76,795	83,463
24	302,752	154,682	148,070	64	158,180	75,121	83,059
25	317,311	162,207	155,104	65	151,712	71,091	80,621
26	331,212	169,377	161,835	66	144,545	66,569	77,976
27	342,694	175,244	167,450	67	139,238	63,097	76,141
28	346,858	177,245	169,613	68	134,744	60,416	74,328
29	340,767	173,846	166,921	69	131,605	58,936	72,669
30	327,183	166,485	160,698	70	128,948	58,030	70,918
31	311,860	158,248	153,612	71	126,326	57,323	69,003
32	298,586	151,035	147,551	72	122,904	56,059	66,845
33	286,316	144,144	142,172	73	117,793	53,491	64,302
34	276,297	138,158	138,139	74	110,488	49,201	61,287
35	268,467	133,145	135,322	75	101,303	43,582	57,721
36	259,612	127,523	132,089	76	91,403	37,527	53,876
37	251,438	122,371	129,067	77	82,494	32,282	50,212
38	249,346	120,608	128,738	78	74,893	28,152	46,741
39	255,217	123,315	131,902	79	69,064	25,516	43,548
				80+	349,592	129,754	219,838
				Total	20,754,224	10,265,157	10,489,067

Age	Total	Male	Female	Age	Total	Male	Female
0	377,570	193,228	184,342	40	255,123	123,256	131,867
1	375,060	191,926	183,134	41	266,406	129,033	137,373
2	373,809	191,278	182,531	42	280,650	136,434	144,216
3	373,061	190,889	182,172	43	292,763	142,714	150,049
4	371,634	190,156	181,478	44	298,905	145,966	152,939
5	369,736	189,184	180,552	45	296,237	144,697	151,540
6	367,386	187,974	179,412	46	287,249	140,188	147,061
7	364,600	186,537	178,063	47	274,855	133,978	140,877
8	361,399	184,887	176,512	48	264,304	128,770	135,534
9	357,858	183,066	174,792	49	258,846	126,193	132,653
10	354,191	181,177	173,014	50	260,980	127,512	133,468
11	350,633	179,346	171,287	51	267,687	131,175	136,512
12	347,322	177,641	169,681	52	277,474	136,401	141,073
13	344,251	176,055	168,196	53	283,076	139,486	143,590
14	341,349	174,557	166,792	54	277,347	136,791	140,556
15	338,502	173,084	165,418	55	256,078	126,155	129,923
16	336,545	172,077	164,468	56	224,315	110,156	114,159
17	242,096	123,595	118,501	57	188,024	91,842	96,182
18	312,973	160,104	152,869	58	156,790	76,057	80,733
19	335,507	171,674	163,833	59	136,477	65,762	70,715
20	332,926	170,289	162,637	60	131,898	63,348	68,550
21	318,917	163,015	155,902	61	138,672	66,597	72,075
22	303,784	155,179	148,605	62	148,957	71,628	77,329
23	294,208	150,238	143,970	63	156,069	75,005	81,064
24	293,840	150,053	143,787	64	159,812	76,501	83,311
25	302,687	154,636	148,051	65	157,554	74,718	82,836
26	317,239	162,157	155,082	66	150,924	70,595	80,329
27	331,139	169,326	161,813	67	143,798	66,104	77,694
28	342,617	175,191	167,426	68	138,523	62,657	75,866
29	346,781	177,192	169,589	69	134,054	59,995	74,059
30	340,686	173,791	166,895	70	130,645	58,365	72,280
31	327,102	166,430	160,672	71	127,708	57,303	70,405
32	311,782	158,196	153,586	72	125,109	56,605	68,504
33	298,513	150,986	147,527	73	121,719	55,357	66,362
34	286,246	144,097	142,149	74	116,658	52,821	63,837
35	276,221	138,108	138,113	75	108,966	48,333	60,633
36	268,386	133,092	135,294	76	99,468	42,579	56,889
37	259,533	127,472	132,061	77	89,764	36,663	53,101
38	251,363	122,322	129,041	78	81,027	31,539	49,488
39	249,271	120,560	128,711	79	73,572	27,504	46,068
				80+	372,023	136,992	235,031
				Total	21,059,229	10,424,540	10,634,689



Age	Total	Male	Female	Age	Total	Male	Female
0	380,035	194,489	185,546	40	249,186	120,505	128,681
1	377,366	193,105	184,261	41	255,020	123,191	131,829
2	374,977	191,878	183,099	42	266,298	128,964	137,334
3	373,746	191,240	182,506	43	280,536	136,362	144,174
4	373,021	190,864	182,157	44	292,645	142,639	150,006
5	371,608	190,139	181,469	45	298,753	145,868	152,885
6	369,705	189,162	180,543	46	296,056	144,580	151,476
7	367,356	187,953	179,403	47	287,072	140,074	146,998
8	364,569	186,515	178,054	48	274,686	133,869	140,817
9	361,370	184,866	176,504	49	264,143	128,666	135,477
10	357,830	183,047	174,783	50	258,633	126,053	132,580
11	354,168	181,161	173,007	51	260,709	127,332	133,377
12	350,608	179,329	171,279	52	267,406	130,988	136,418
13	347,300	177,626	169,674	53	277,185	136,208	140,977
14	344,228	176,039	168,189	54	282,780	139,288	143,492
15	341,313	174,531	166,782	55	276,987	136,548	140,439
16	338,455	173,049	165,406	56	255,673	125,882	129,791
17	336,499	172,043	164,456	57	223,962	109,917	114,045
18	242,061	123,569	118,492	58	187,729	91,644	96,085
19	312,929	160,072	152,857	59	156,544	75,892	80,652
20	335,451	171,632	163,819	60	136,195	65,573	70,622
21	332,863	170,242	162,621	61	131,555	63,118	68,437
22	318,856	162,969	155,887	62	138,311	66,355	71,956
23	303,726	155,136	148,590	63	148,570	71,368	77,202
24	294,150	150,195	143,955	64	155,662	74,732	80,930
25	293,782	150,011	143,771	65	159,219	76,111	83,108
26	302,625	154,593	148,032	66	156,785	74,222	82,563
27	317,173	162,111	155,062	67	150,190	70,126	80,064
28	331,071	169,278	161,793	68	143,104	65,666	77,438
29	342,547	175,142	167,405	69	137,856	62,240	75,616
30	346,704	177,139	169,565	70	133,137	59,441	73,696
31	340,609	173,738	166,871	71	129,467	57,666	71,801
32	327,027	166,379	160,648	72	126,554	56,617	69,937
33	311,711	158,148	153,563	73	123,976	55,926	68,050
34	298,445	150,940	147,505	74	120,617	54,695	65,922
35	286,173	144,048	142,125	75	115,136	51,928	63,208
36	276,144	138,056	138,088	76	107,091	47,265	59,826
37	268,311	133,043	135,268	77	97,769	41,638	56,131
38	259,460	127,424	132,036	78	88,248	35,854	52,394
39	251,294	122,277	129,017	79	79,671	30,842	48,829
				80+	396,370	145,267	251,103
				Total	21,364,752	10,584,298	10,780,454

Age	Total	Male	Female	Age	Total	Male	Female
0	381,895	195,441	186,454	40	251,215	122,225	128,990
1	379,843	194,371	185,472	41	249,093	120,445	128,648
2	377,288	193,060	184,228	42	254,925	123,130	131,795
3	374,917	191,841	183,076	43	266,198	128,900	137,298
4	373,709	191,217	182,492	44	280,431	136,294	144,137
5	372,997	190,848	182,149	45	292,508	142,550	149,958
6	371,580	190,119	181,461	46	298,583	145,756	152,827
7	369,676	189,141	180,535	47	295,886	144,469	151,417
8	367,328	187,933	179,395	48	286,909	139,967	146,942
9	364,541	186,495	178,046	49	274,530	133,767	140,763
10	361,343	184,847	176,496	50	263,941	128,531	135,410
11	357,808	183,032	174,776	51	258,383	125,885	132,498
12	354,146	181,146	173,000	52	260,456	127,161	133,295
13	350,587	179,314	171,273	53	267,147	130,813	136,334
14	347,277	177,610	169,667	54	276,916	136,026	140,890
15	344,196	176,016	168,180	55	282,437	139,053	143,384
16	341,270	174,498	166,772	56	276,578	136,268	140,310
17	338,410	173,016	165,394	57	255,297	125,624	129,673
18	336,455	172,010	164,445	58	223,633	109,692	113,941
19	242,030	123,546	118,484	59	187,453	91,455	95,998
20	312,880	160,035	152,845	60	156,242	75,686	80,556
21	335,393	171,588	163,805	61	135,864	65,347	70,517
22	332,803	170,197	162,606	62	131,236	62,901	68,335
23	318,799	162,926	155,873	63	137,975	66,126	71,849
24	303,672	155,095	148,577	64	148,208	71,122	77,086
25	294,096	150,156	143,940	65	155,122	74,370	80,752
26	293,726	149,971	143,755	66	158,488	75,630	82,858
27	302,567	154,552	148,015	67	156,068	73,753	82,315
28	317,113	162,069	155,044	68	149,507	69,683	79,824
29	331,008	169,233	161,775	69	142,456	65,251	77,205
30	342,478	175,094	167,384	70	136,968	61,691	75,277
31	346,631	177,088	169,543	71	132,008	58,761	73,247
32	340,536	173,688	166,848	72	128,369	57,005	71,364
33	326,959	166,332	160,627	73	125,480	55,969	69,511
34	311,645	158,103	153,542	74	122,922	55,286	67,636
35	298,375	150,892	147,483	75	119,132	53,808	65,324
36	286,099	143,998	142,101	76	113,256	50,827	62,429
37	276,072	138,008	138,064	77	105,353	46,263	59,090
38	268,241	132,996	135,245	78	96,194	40,755	55,439
39	259,394	127,380	132,014	79	86,843	35,094	51,749
				80+	423,927	155,714	268,213
				Total	21,669,920	10,743,955	10,925,965

Age	Total	Male	Female	Age	Total	Male	Female
0	381,537	195,258	186,279	40	259,317	127,329	131,988
1	381,714	195,329	186,385	41	251,130	122,169	128,961
2	379,770	194,328	185,442	42	249,006	120,388	128,618
3	377,232	193,025	184,207	43	254,836	123,072	131,764
4	374,883	191,820	183,063	44	266,106	128,840	137,266
5	373,687	191,202	182,485	45	280,309	136,213	144,096
6	372,970	190,828	182,142	46	292,354	142,448	149,906
7	371,553	190,100	181,453	47	298,425	145,651	152,774
8	369,649	189,121	180,528	48	295,728	144,364	151,364
9	367,301	187,914	179,387	49	286,758	139,867	146,891
10	364,517	186,478	178,039	50	274,336	133,635	140,701
11	361,323	184,832	176,491	51	263,702	128,368	135,334
12	357,787	183,018	174,769	52	258,151	125,726	132,425
13	354,125	181,131	172,994	53	260,221	127,001	133,220
14	350,567	179,300	171,267	54	266,907	130,648	136,259
15	347,247	177,588	169,659	55	276,602	135,809	140,793
16	344,154	175,984	168,170	56	282,049	138,783	143,266
17	341,229	174,467	166,762	57	276,197	136,003	140,194
18	338,369	172,985	165,384	58	254,946	125,380	129,566
19	336,415	171,980	164,435	59	223,326	109,479	113,847
20	241,995	123,520	118,475	60	187,114	91,219	95,895
21	312,829	159,996	152,833	61	155,887	75,439	80,448
22	335,337	171,545	163,792	62	135,556	65,134	70,422
23	332,749	170,156	162,593	63	130,938	62,695	68,243
24	318,747	162,886	155,861	64	137,663	65,911	71,752
25	303,620	155,057	148,563	65	147,725	70,794	76,931
26	294,044	150,118	143,926	66	154,453	73,922	80,531
27	293,675	149,935	143,740	67	157,808	75,176	82,632
28	302,514	154,514	148,000	68	155,399	73,309	82,090
29	317,056	162,028	155,028	69	148,869	69,264	79,605
30	330,947	169,190	161,757	70	141,591	64,702	76,889
31	342,411	175,047	167,364	71	135,871	61,015	74,856
32	346,563	177,041	169,522	72	130,956	58,118	72,838
33	340,470	173,642	166,828	73	127,346	56,381	70,965
34	326,895	166,287	160,608	74	124,478	55,356	69,122
35	311,578	158,057	153,521	75	121,498	54,428	67,070
36	298,303	150,843	147,460	76	117,293	52,713	64,580
37	286,030	143,950	142,080	77	111,512	49,793	61,719
38	276,005	137,963	138,042	78	103,738	45,321	58,417
39	268,178	132,953	135,225	79	94,733	39,926	54,807
				80+	455,351	168,925	286,426
				Total	21,972,160	10,902,130	11,070,030

2040

Age	Total	Male	Female	Age	Total	Male	Female
0	381,668	195,327	186,341	40	268,105	132,904	135,201
1	381,367	195,151	186,216	41	259,234	127,273	131,961
2	381,646	195,289	186,357	42	251,049	122,115	128,934
3	379,717	194,294	185,423	43	248,926	120,335	128,591
4	377,201	193,005	184,196	44	254,754	123,018	131,736
5	374,862	191,806	183,056	45	266,000	128,769	137,231
6	373,662	191,184	182,478	46	280,171	136,120	144,051
7	372,945	190,810	182,135	47	292,210	142,351	149,859
8	371,528	190,081	181,447	48	298,278	145,552	152,726
9	369,624	189,103	180,521	49	295,582	144,266	151,316
10	367,279	187,898	179,381	50	286,569	139,737	146,832
11	364,497	186,464	178,033	51	274,106	133,476	140,630
12	361,303	184,818	176,485	52	263,482	128,215	135,267
13	357,769	183,005	174,764	53	257,934	125,576	132,358
14	354,105	181,117	172,988	54	260,003	126,849	133,154
15	350,539	179,279	171,260	55	266,625	130,451	136,174
16	347,208	177,558	169,650	56	276,247	135,559	140,688
17	344,115	175,954	168,161	57	281,687	138,528	143,159
18	341,191	174,438	166,753	58	275,843	135,753	140,090
19	338,331	172,957	165,374	59	254,618	125,149	129,469
20	336,371	171,946	164,425	60	222,948	109,211	113,737
21	241,959	123,492	118,467	61	186,715	90,937	95,778
22	312,781	159,959	152,822	62	155,556	75,206	80,350
23	335,286	171,506	163,780	63	135,268	64,932	70,336
24	332,699	170,117	162,582	64	130,661	62,501	68,160
25	318,696	162,848	155,848	65	137,244	65,623	71,621
26	303,570	155,021	148,549	66	147,128	70,389	76,739
27	293,997	150,084	143,913	67	153,830	73,499	80,331
28	293,627	149,900	143,727	68	157,171	74,745	82,426
29	302,465	154,479	147,986	69	154,775	72,890	81,885
30	317,001	161,989	155,012	70	148,013	68,707	79,306
31	330,888	169,148	161,740	71	140,520	64,025	76,495
32	342,349	175,003	167,346	72	134,848	60,376	74,472
33	346,500	176,997	169,503	73	129,975	57,510	72,465
34	340,409	173,599	166,810	74	126,392	55,791	70,601
35	326,830	166,241	160,589	75	123,119	54,531	68,588
36	311,509	158,009	153,500	76	119,730	53,366	66,364
37	298,235	150,796	147,439	77	115,583	51,683	63,900
38	285,967	143,906	142,061	78	109,890	48,821	61,069
39	275,944	137,921	138,023	79	102,239	44,436	57,803
				80+	490,898	185,115	305,783
				Total	22,271,566	11,058,789	11,212,777

2041

Age	Total	Male	Female	Age	Total	Male	Female
0	383,972	196,506	187,466	40	275,874	137,873	138,001
1	381,508	195,225	186,283	41	268,024	132,848	135,176
2	381,302	195,112	186,190	42	259,157	127,221	131,936
3	381,598	195,258	186,340	43	250,974	122,064	128,910
4	379,687	194,275	185,412	44	248,852	120,285	128,567
5	377,182	192,992	184,190	45	254,658	122,953	131,705
6	374,838	191,788	183,050	46	265,878	128,686	137,192
7	373,639	191,167	182,472	47	280,043	136,032	144,011
8	372,920	190,792	182,128	48	292,075	142,259	149,816
9	371,505	190,064	181,441	49	298,141	145,458	152,683
10	369,603	189,088	180,515	50	295,400	144,139	151,261
11	367,261	187,884	179,377	51	286,344	139,578	146,766
12	364,479	186,451	178,028	52	273,892	133,326	140,566
13	361,285	184,806	176,479	53	263,275	128,069	135,206
14	357,750	182,991	174,759	54	257,732	125,434	132,298
15	354,079	181,097	172,982	55	259,747	126,667	133,080
16	350,502	179,251	171,251	56	266,304	130,222	136,082
17	347,172	177,530	169,642	57	275,914	135,321	140,593
18	344,079	175,926	168,153	58	281,348	138,285	143,063
19	341,156	174,411	166,745	59	275,510	135,515	139,995
20	338,290	172,925	165,365	60	254,213	124,857	129,356
21	336,322	171,908	164,414	61	222,501	108,889	113,612
22	241,925	123,466	118,459	62	186,342	90,669	95,673
23	312,737	159,925	152,812	63	155,246	74,985	80,261
24	335,239	171,469	163,770	64	134,999	64,740	70,259
25	332,650	170,080	162,570	65	130,286	62,239	68,047
26	318,647	162,812	155,835	66	136,723	65,264	71,459
27	303,525	154,988	148,537	67	146,568	70,003	76,565
28	293,952	150,051	143,901	68	153,246	73,097	80,149
29	293,582	149,867	143,715	69	156,575	74,336	82,239
30	302,418	154,445	147,973	70	153,931	72,327	81,604
31	316,948	161,951	154,997	71	146,949	68,016	78,933
32	330,832	169,108	161,724	72	139,517	63,381	76,136
33	342,292	174,962	167,330	73	133,891	59,769	74,122
34	346,441	176,955	169,486	74	129,056	56,932	72,124
35	340,347	173,555	166,792	75	125,089	54,990	70,099
36	326,762	166,193	160,569	76	121,426	53,504	67,922
37	311,444	157,963	153,481	77	118,081	52,362	65,719
38	298,173	150,752	147,421	78	113,988	50,710	63,278
39	285,908	143,865	142,043	79	108,379	47,903	60,476
				80+	529,766	203,625	326,141
				Total	22,569,865	11,214,687	11,355,178

Age	Total	Male	Female	Age	Total	Male	Female
0	386,368	197,731	188,637	40	285,841	143,817	142,024
1	383,821	196,408	187,413	41	275,796	137,819	137,977
2	381,448	195,188	186,260	42	267,948	132,795	135,153
3	381,256	195,082	186,174	43	259,085	127,171	131,914
4	381,570	195,240	186,330	44	250,904	122,016	128,888
5	379,669	194,262	185,407	45	248,764	120,224	128,540
6	377,159	192,975	184,184	46	254,549	122,877	131,672
7	374,817	191,772	183,045	47	265,764	128,607	137,157
8	373,616	191,150	182,466	48	279,923	135,948	143,975
9	372,897	190,775	182,122	49	291,948	142,171	149,777
10	371,486	190,050	181,436	50	297,968	145,335	152,633
11	369,585	189,075	180,510	51	295,184	143,984	151,200
12	367,244	187,871	179,373	52	286,133	139,427	146,706
13	364,463	186,439	178,024	53	273,691	133,182	140,509
14	361,267	184,793	176,474	54	263,081	127,930	135,151
15	357,725	182,972	174,753	55	257,493	125,261	132,232
16	354,044	181,070	172,974	56	259,453	126,454	132,999
17	350,468	179,224	171,244	57	266,002	130,003	135,999
18	347,137	177,503	169,634	58	275,601	135,094	140,507
19	344,046	175,900	168,146	59	281,028	138,052	142,976
20	341,118	174,381	166,737	60	275,096	135,211	139,885
21	338,244	172,889	165,355	61	253,733	124,505	129,228
22	336,278	171,873	164,405	62	222,080	108,581	113,499
23	241,892	123,440	118,452	63	185,990	90,412	95,578
24	312,696	159,893	152,803	64	154,955	74,773	80,182
25	335,194	171,434	163,760	65	134,634	64,480	70,154
26	332,603	170,045	162,558	66	129,817	61,911	67,906
27	318,601	162,778	155,823	67	136,232	64,920	71,312
28	303,482	154,956	148,526	68	146,042	69,634	76,408
29	293,910	150,020	143,890	69	152,696	72,712	79,984
30	293,539	149,835	143,704	70	155,764	73,783	81,981
31	302,371	154,411	147,960	71	152,877	71,624	81,253
32	316,898	161,915	154,983	72	145,950	67,356	78,594
33	330,780	169,070	161,710	73	138,573	62,765	75,808
34	342,239	174,924	167,315	74	132,992	59,189	73,803
35	346,381	176,911	169,470	75	127,794	56,142	71,652
36	340,280	173,507	166,773	76	123,458	53,987	69,471
37	326,699	166,148	160,551	77	119,842	52,529	67,313
38	311,383	157,919	153,464	78	116,537	51,407	65,130
39	298,115	150,711	147,404	79	112,497	49,787	62,710
				80+	570,337	223,206	347,131
				Total	22,866,841	11,369,621	11,497,220

Age	Total	Male	Female	Age	Total	Male	Female
0	388,820	198,985	189,835	40	298,048	150,663	147,385
1	386,224	197,636	188,588	41	285,766	143,763	142,003
2	383,763	196,372	187,391	42	275,723	137,767	137,956
3	381,405	195,159	186,246	43	267,877	132,745	135,132
4	381,230	195,065	186,165	44	259,017	127,123	131,894
5	381,553	195,228	186,325	45	250,821	121,957	128,864
6	379,648	194,246	185,402	46	248,665	120,154	128,511
7	377,138	192,959	184,179	47	254,446	122,804	131,642
8	374,796	191,756	183,040	48	265,656	128,531	137,125
9	373,595	191,134	182,461	49	279,810	135,868	143,942
10	372,878	190,761	182,117	50	291,790	142,057	149,733
11	371,470	190,038	181,432	51	297,762	145,185	152,577
12	369,569	189,063	180,506	52	294,980	143,835	151,145
13	367,228	187,859	179,369	53	285,936	139,283	146,653
14	364,447	186,427	178,020	54	273,501	133,044	140,457
15	361,242	184,774	176,468	55	262,851	127,761	135,090
16	357,692	182,946	174,746	56	257,219	125,060	132,159
17	354,011	181,044	172,967	57	259,175	126,249	132,926
18	350,437	179,199	171,238	58	265,719	129,794	135,925
19	347,104	177,477	169,627	59	275,306	134,876	140,430
20	344,009	175,871	168,138	60	280,629	137,755	142,874
21	341,076	174,347	166,729	61	274,604	134,845	139,759
22	338,201	172,855	165,346	62	253,280	124,167	129,113
23	336,237	171,840	164,397	63	221,685	108,287	113,398
24	241,863	123,417	118,446	64	185,660	90,167	95,493
25	312,655	159,861	152,794	65	154,556	74,484	80,072
26	335,149	171,400	163,749	66	134,177	64,153	70,024
27	332,560	170,012	162,548	67	129,376	61,597	67,779
28	318,558	162,746	155,812	68	135,769	64,591	71,178
29	303,442	154,926	148,516	69	145,546	69,281	76,265
30	293,870	149,990	143,880	70	151,945	72,189	79,756
31	293,496	149,803	143,693	71	154,750	73,092	81,658
32	302,327	154,379	147,948	72	151,885	70,952	80,933
33	316,852	161,881	154,971	73	145,010	66,725	78,285
34	330,731	169,034	161,697	74	137,685	62,176	75,509
35	342,183	174,883	167,300	75	131,753	58,394	73,359
36	346,318	176,865	169,453	76	126,210	55,151	71,059
37	340,218	173,462	166,756	77	121,931	53,034	68,897
38	326,640	166,105	160,535	78	118,358	51,602	66,756
39	311,327	157,878	153,449	79	115,092	50,500	64,592
				80+	610,586	242,275	368,311
				Total	23,162,517	11,523,619	11,638,898

2044

Age	Total	Male	Female	Age	Total	Male	Female
0	391,138	200,171	190,967	40	311,261	157,830	153,431
1	388,683	198,893	189,790	41	297,975	150,610	147,365
2	386,170	197,602	188,568	42	285,695	143,711	141,984
3	383,721	196,344	187,377	43	275,654	137,717	137,937
4	381,382	195,143	186,239	44	267,812	132,698	135,114
5	381,214	195,054	186,160	45	258,937	127,065	131,872
6	381,533	195,212	186,321	46	250,725	121,888	128,837
7	379,628	194,231	185,397	47	248,571	120,086	128,485
8	377,117	192,943	184,174	48	254,349	122,735	131,614
9	374,777	191,741	183,036	49	265,556	128,459	137,097
10	373,578	191,121	182,457	50	279,667	135,763	143,904
11	372,862	190,749	182,113	51	291,601	141,917	149,684
12	371,454	190,026	181,428	52	297,568	145,041	152,527
13	369,554	189,052	180,502	53	294,788	143,693	151,095
14	367,214	187,848	179,366	54	285,751	139,146	146,605
15	364,424	186,409	178,015	55	273,276	132,876	140,400
16	361,210	184,749	176,461	56	262,585	127,563	135,022
17	357,661	182,921	174,740	57	256,961	124,867	132,094
18	353,980	181,019	172,961	58	258,913	126,053	132,860
19	350,407	179,175	171,232	59	265,452	129,594	135,858
20	347,069	177,449	169,620	60	274,938	134,598	140,340
21	343,969	175,838	168,131	61	280,156	137,397	142,759
22	341,036	174,315	166,721	62	274,140	134,494	139,646
23	338,162	172,824	165,338	63	252,854	123,845	129,009
24	336,198	171,808	164,390	64	221,313	108,006	113,307
25	241,834	123,394	118,440	65	185,206	89,831	95,375
26	312,615	159,831	152,784	66	154,058	74,121	79,937
27	335,109	171,369	163,740	67	133,745	63,840	69,905
28	332,518	169,980	162,538	68	128,959	61,296	67,663
29	318,519	162,716	155,803	69	135,334	64,276	71,058
30	303,402	154,896	148,506	70	144,868	68,802	76,066
31	293,830	149,960	143,870	71	151,003	71,535	79,468
32	293,457	149,774	143,683	72	153,794	72,430	81,364
33	302,285	154,348	147,937	73	150,951	70,310	80,641
34	316,810	161,849	154,961	74	144,124	66,121	78,003
35	330,680	168,996	161,684	75	136,459	61,368	75,091
36	342,125	174,840	167,285	76	130,195	57,396	72,799
37	346,258	176,821	169,437	77	124,726	54,208	70,518
38	340,160	173,419	166,741	78	120,498	52,127	68,371
39	326,585	166,064	160,521	79	116,967	50,720	66,247
				80+	649,193	259,824	389,369
				Total	23,456,906	11,676,751	11,780,155



2045

Age	Total	Male	Female	Age	Total	Male	Female
0	393,607	201,435	192,172	40	326,522	166,017	160,505
1	391,008	200,083	190,925	41	311,187	157,775	153,412
2	388,630	198,859	189,771	42	297,906	150,559	147,347
3	386,133	197,576	188,557	43	285,629	143,662	141,967
4	383,698	196,329	187,369	44	275,590	137,670	137,920
5	381,368	195,132	186,236	45	267,733	132,640	135,093
6	381,194	195,039	186,155	46	258,844	126,996	131,848
7	381,514	195,197	186,317	47	250,636	121,823	128,813
8	379,608	194,216	185,392	48	248,482	120,021	128,461
9	377,099	192,929	184,170	49	254,258	122,669	131,589
10	374,761	191,728	183,033	50	265,430	128,365	137,065
11	373,563	191,110	182,453	51	279,496	135,634	143,862
12	372,848	190,738	182,110	52	291,422	141,783	149,639
13	371,439	190,015	181,424	53	297,387	144,905	152,482
14	369,540	189,041	180,499	54	294,608	143,557	151,051
15	367,192	187,830	179,362	55	285,529	138,978	146,551
16	364,395	186,386	178,009	56	273,016	132,679	140,337
17	361,180	184,725	176,455	57	262,334	127,373	134,961
18	357,632	182,897	174,735	58	256,717	124,682	132,035
19	353,951	180,996	172,955	59	258,667	125,866	132,801
20	350,374	179,148	171,226	60	265,117	129,338	135,779
21	347,031	177,418	169,613	61	274,502	134,263	140,239
22	343,931	175,807	168,124	62	279,710	137,055	142,655
23	341,000	174,285	166,715	63	273,703	134,158	139,545
24	338,125	172,794	165,331	64	252,452	123,537	128,915
25	336,159	171,777	164,382	65	220,801	107,620	113,181
26	241,807	123,373	118,434	66	184,637	89,409	95,228
27	312,579	159,803	152,776	67	153,587	73,774	79,813
28	335,069	171,338	163,731	68	133,338	63,540	69,798
29	332,479	169,950	162,529	69	128,566	61,008	67,558
30	318,481	162,687	155,794	70	134,736	63,847	70,889
31	303,364	154,867	148,497	71	144,016	68,201	75,815
32	293,792	149,931	143,861	72	150,115	70,909	79,206
33	293,420	149,746	143,674	73	152,892	71,797	81,095
34	302,246	154,319	147,927	74	150,071	69,695	80,376
35	316,765	161,815	154,950	75	142,895	65,290	77,605
36	330,627	168,956	161,671	76	134,915	60,352	74,563
37	342,070	174,799	167,271	77	128,733	56,446	72,287
38	346,203	176,780	169,423	78	123,333	53,311	70,022
39	340,106	173,378	166,728	79	119,154	51,264	67,890
				80	685,740	275,596	410,144
				Total	23,750,394	11,829,296	11,921,098

Age	Total	Male	Female	Age	Total	Male	Female
0	396,418	202,874	193,544	40	340,042	173,330	166,712
1	393,481	201,349	192,132	41	326,451	165,963	160,488
2	390,958	200,050	190,908	42	311,118	157,723	153,395
3	388,594	198,834	189,760	43	297,840	150,510	147,330
4	386,112	197,561	188,551	44	285,567	143,615	141,952
5	383,684	196,319	187,365	45	275,513	137,612	137,901
6	381,350	195,118	186,232	46	267,641	132,571	135,070
7	381,176	195,024	186,152	47	258,756	126,931	131,825
8	381,495	195,183	186,312	48	250,551	121,760	128,791
9	379,590	194,202	185,388	49	248,399	119,959	128,440
10	377,084	192,917	184,167	50	254,142	122,582	131,560
11	374,747	191,717	183,030	51	265,276	128,248	137,028
12	373,549	191,099	182,450	52	279,335	135,511	143,824
13	372,835	190,728	182,107	53	291,253	141,654	149,599
14	371,424	190,004	181,420	54	297,214	144,774	152,440
15	369,519	189,024	180,495	55	294,390	143,389	151,001
16	367,165	187,808	179,357	56	285,270	138,779	146,491
17	364,366	186,362	178,004	57	272,768	132,489	140,279
18	361,153	184,703	176,450	58	262,098	127,191	134,907
19	357,604	182,874	174,730	59	256,484	124,503	131,981
20	353,919	180,970	172,949	60	258,356	125,626	132,730
21	350,338	179,118	171,220	61	264,716	129,027	135,689
22	346,995	177,388	169,607	62	274,088	133,941	140,147
23	343,895	175,778	168,117	63	279,286	136,725	142,561
24	340,965	174,256	166,709	64	273,287	133,835	139,452
25	338,089	172,765	165,324	65	251,893	123,110	128,783
26	336,122	171,748	164,374	66	220,152	107,131	113,021
27	241,781	123,352	118,429	67	184,097	89,004	95,093
28	312,545	159,776	152,769	68	153,138	73,438	79,700
29	335,031	171,309	163,722	69	132,951	63,252	69,699
30	332,442	169,921	162,521	70	128,021	60,612	67,409
31	318,442	162,657	155,785	71	133,978	63,305	70,673
32	303,329	154,840	148,489	72	143,207	67,623	75,584
33	293,755	149,903	143,852	73	149,271	70,307	78,964
34	293,386	149,720	143,666	74	152,036	71,188	80,848
35	302,205	154,288	147,917	75	148,837	68,842	79,995
36	316,717	161,778	154,939	76	141,335	64,238	77,097
37	330,577	168,918	161,659	77	133,455	59,380	74,075
38	342,018	174,760	167,258	78	127,351	55,537	71,814
39	346,151	176,740	169,411	79	122,017	52,453	69,564
				80+	720,744	290,101	430,643
				Total	24,043,330	11,981,504	12,061,826

2047

Age	Total	Male	Female	Age	Total	Male	Female
0	399,406	204,404	195,002	40	346,090	176,693	169,397
1	396,297	202,790	193,507	41	339,970	173,275	166,695
2	393,433	201,317	192,116	42	326,381	165,910	160,471
3	390,923	200,025	190,898	43	311,053	157,673	153,380
4	388,574	198,820	189,754	44	297,777	150,462	147,315
5	386,099	197,551	188,548	45	285,491	143,557	141,934
6	383,666	196,305	187,361	46	275,422	137,543	137,879
7	381,334	195,105	186,229	47	267,554	132,505	135,049
8	381,158	195,010	186,148	48	258,671	126,867	131,804
9	381,477	195,169	186,308	49	250,471	121,699	128,772
10	379,575	194,190	185,385	50	248,291	119,877	128,414
11	377,070	192,906	184,164	51	254,001	122,474	131,527
12	374,734	191,707	183,027	52	265,129	128,135	136,994
13	373,536	191,089	182,447	53	279,180	135,392	143,788
14	372,822	190,718	182,104	54	291,092	141,529	149,563
15	371,404	189,988	181,416	55	297,002	144,610	152,392
16	369,492	189,001	180,491	56	294,134	143,190	150,944
17	367,138	187,786	179,352	57	285,022	138,586	146,436
18	364,339	186,340	177,999	58	272,531	132,305	140,226
19	361,127	184,681	176,446	59	261,871	127,015	134,856
20	357,572	182,848	174,724	60	256,188	124,271	131,917
21	353,885	180,941	172,944	61	257,982	125,333	132,649
22	350,303	179,089	171,214	62	264,332	128,726	135,606
23	346,960	177,359	169,601	63	273,689	133,628	140,061
24	343,861	175,750	168,111	64	278,880	136,406	142,474
25	340,931	174,228	166,703	65	272,705	133,385	139,320
26	338,053	172,737	165,316	66	251,180	122,566	128,614
27	336,087	171,720	164,367	67	219,529	106,657	112,872
28	241,756	123,332	118,424	68	183,578	88,610	94,968
29	312,512	159,750	152,762	69	152,709	73,114	79,595
30	334,995	171,280	163,715	70	132,408	62,852	69,556
31	332,404	169,892	162,512	71	127,327	60,110	67,217
32	318,405	162,629	155,776	72	133,253	62,781	70,472
33	303,295	154,813	148,482	73	142,431	67,063	75,368
34	293,721	149,877	143,844	74	148,464	69,725	78,739
35	293,347	149,690	143,657	75	150,826	70,337	80,489
36	302,162	154,255	147,907	76	147,261	67,758	79,503
37	316,671	161,743	154,928	77	139,849	63,226	76,623
38	330,530	168,881	161,649	78	132,065	58,445	73,620
39	341,969	174,723	167,246	79	126,035	54,663	71,372
				80+	754,984	304,080	450,904
				Total	24,335,831	12,133,472	12,202,359

Age	Total	Male	Female	Age	Total	Male	Female
0	402,756	206,119	196,637	40	341,911	174,678	167,233
1	399,289	204,321	194,968	41	346,020	176,639	169,381
2	396,251	202,760	193,491	42	339,900	173,221	166,679
3	393,399	201,292	192,107	43	326,316	165,860	160,456
4	390,904	200,012	190,892	44	310,990	157,624	153,366
5	388,561	198,810	189,751	45	297,700	150,403	147,297
6	386,082	197,537	188,545	46	285,401	143,487	141,914
7	383,649	196,292	187,357	47	275,335	137,476	137,859
8	381,318	195,092	186,226	48	267,471	132,441	135,030
9	381,140	194,996	186,144	49	258,591	126,806	131,785
10	381,463	195,158	186,305	50	250,365	121,618	128,747
11	379,563	194,180	185,383	51	248,160	119,775	128,385
12	377,056	192,895	184,161	52	253,867	122,369	131,498
13	374,721	191,697	183,024	53	264,988	128,026	136,962
14	373,523	191,079	182,444	54	279,031	135,276	143,755
15	372,804	190,703	182,101	55	290,895	141,374	149,521
16	371,378	189,966	181,412	56	296,753	144,415	152,338
17	369,465	188,979	180,486	57	293,889	142,997	150,892
18	367,113	187,765	179,348	58	284,783	138,399	146,384
19	364,312	186,318	177,994	59	272,304	132,126	140,178
20	361,099	184,657	176,442	60	261,581	126,786	134,795
21	357,537	182,819	174,718	61	255,832	123,990	131,842
22	353,852	180,913	172,939	62	257,623	125,048	132,575
23	350,269	179,061	171,208	63	263,964	128,435	135,529
24	346,928	177,332	169,596	64	273,308	133,325	139,983
25	343,827	175,722	168,105	65	278,308	135,960	142,348
26	340,898	174,201	166,697	66	271,961	132,811	139,150
27	338,019	172,710	165,309	67	250,496	122,038	128,458
28	336,053	171,693	164,360	68	218,932	106,198	112,734
29	241,732	123,313	118,419	69	183,081	88,229	94,852
30	312,480	159,724	152,756	70	152,105	72,663	79,442
31	334,958	171,251	163,707	71	131,715	62,344	69,371
32	332,368	169,864	162,504	72	126,663	59,625	67,038
33	318,370	162,602	155,768	73	132,558	62,273	70,285
34	303,262	154,787	148,475	74	141,688	66,521	75,167
35	293,685	149,849	143,836	75	147,322	68,911	78,411
36	293,307	149,659	143,648	76	149,278	69,254	80,024
37	302,119	154,222	147,897	77	145,759	66,715	79,044
38	316,629	161,710	154,919	78	138,432	62,252	76,180
39	330,485	168,846	161,639	79	130,740	57,545	73,195
				80+	789,667	318,559	471,108
				Total	24,628,307	12,285,398	12,342,909

Age	Total	Male	Female	Age	Total	Male	Female
0	406,847	208,214	198,633	40	330,431	168,804	161,627
1	402,642	206,038	196,604	41	341,845	174,626	167,219
2	399,246	204,291	194,955	42	345,953	176,587	169,366
3	396,217	202,736	193,481	43	339,834	173,169	166,665
4	393,381	201,279	192,102	44	326,253	165,811	160,442
5	390,891	200,002	190,889	45	310,913	157,564	153,349
6	388,545	198,797	189,748	46	297,610	150,333	147,277
7	386,066	197,524	188,542	47	285,316	143,420	141,896
8	383,633	196,279	187,354	48	275,252	137,411	137,841
9	381,301	195,079	186,222	49	267,390	132,379	135,011
10	381,127	194,985	186,142	50	258,487	126,724	131,763
11	381,451	195,148	186,303	51	250,237	121,517	128,720
12	379,550	194,170	185,380	52	248,035	119,677	128,358
13	377,044	192,886	184,158	53	253,738	122,267	131,471
14	374,709	191,687	183,022	54	264,853	127,920	136,933
15	373,505	191,064	182,441	55	278,849	135,133	143,716
16	372,779	190,682	182,097	56	290,661	141,188	149,473
17	371,353	189,945	181,408	57	296,515	144,226	152,289
18	369,440	188,958	180,482	58	293,653	142,809	150,844
19	367,087	187,744	179,343	59	284,555	138,218	146,337
20	364,284	186,294	177,990	60	272,014	131,895	140,119
21	361,067	184,630	176,437	61	261,232	126,507	134,725
22	357,504	182,791	174,713	62	255,490	123,717	131,773
23	353,820	180,886	172,934	63	257,280	124,773	132,507
24	350,237	179,034	171,203	64	263,611	128,152	135,459
25	346,895	177,305	169,590	65	272,769	132,901	139,868
26	343,795	175,696	168,099	66	277,577	135,390	142,187
27	340,866	174,175	166,691	67	271,247	132,255	138,992
28	337,986	172,683	165,303	68	249,840	121,527	128,313
29	336,022	171,668	164,354	69	218,359	105,753	112,606
30	241,707	123,293	118,414	70	182,381	87,699	94,682
31	312,448	159,699	152,749	71	151,335	72,090	79,245
32	334,923	171,223	163,700	72	131,051	61,852	69,199
33	332,334	169,837	162,497	73	126,026	59,155	66,871
34	318,336	162,576	155,760	74	131,893	61,782	70,111
35	303,227	154,759	148,468	75	140,634	65,762	74,872
36	293,646	149,818	143,828	76	145,860	67,874	77,986
37	293,269	149,630	143,639	77	147,800	68,211	79,589
38	302,079	154,190	147,889	78	144,327	65,711	78,616
39	316,588	161,678	154,910	79	137,081	61,315	75,766
				80+	825,418	334,115	491,303
				Total	24,921,452	12,437,592	12,483,860

2050

Age	Total	Male	Female	Age	Total	Male	Female
0	410,726	210,200	200,526	40	316,540	161,640	154,900
1	406,736	208,134	198,602	41	330,369	168,755	161,614
2	402,599	206,009	196,590	42	341,781	174,576	167,205
3	399,215	204,268	194,947	43	345,890	176,537	169,353
4	396,199	202,723	193,476	44	339,771	173,119	166,652
5	393,368	201,269	192,099	45	326,176	165,750	160,426
6	390,876	199,990	190,886	46	310,822	157,492	153,330
7	388,529	198,784	189,745	47	297,524	150,265	147,259
8	386,051	197,512	188,539	48	285,234	143,355	141,879
9	383,618	196,266	187,352	49	275,171	137,348	137,823
10	381,287	195,068	186,219	50	267,286	132,296	134,990
11	381,115	194,975	186,140	51	258,361	126,623	131,738
12	381,439	195,139	186,300	52	250,115	121,420	128,695
13	379,538	194,160	185,378	53	247,914	119,581	128,333
14	377,033	192,877	184,156	54	253,615	122,169	131,446
15	374,691	191,672	183,019	55	264,688	127,788	136,900
16	373,481	191,044	182,437	56	278,634	134,961	143,673
17	372,755	190,662	182,093	57	290,437	141,009	149,428
18	371,328	189,924	181,404	58	296,286	144,042	152,244
19	369,416	188,938	180,478	59	293,426	142,627	150,799
20	367,061	187,721	179,340	60	284,264	137,983	146,281
21	364,252	186,267	177,985	61	271,664	131,613	140,051
22	361,035	184,603	176,432	62	260,898	126,237	134,661
23	357,474	182,765	174,709	63	255,162	123,452	131,710
24	353,789	180,860	172,929	64	256,949	124,506	132,443
25	350,206	179,008	171,198	65	263,112	127,756	135,356
26	346,863	177,279	169,584	66	272,080	132,359	139,721
27	343,765	175,671	168,094	67	276,876	134,838	142,038
28	340,834	174,149	166,685	68	270,561	131,716	138,845
29	337,955	172,658	165,297	69	249,209	121,031	128,178
30	335,990	171,642	164,348	70	217,552	105,133	112,419
31	241,683	123,274	118,409	71	181,487	87,025	94,462
32	312,417	159,674	152,743	72	150,597	71,535	79,062
33	334,890	171,197	163,693	73	130,415	61,377	69,038
34	332,300	169,810	162,490	74	125,416	58,700	66,716
35	318,301	162,548	155,753	75	130,946	61,093	69,853
36	303,189	154,729	148,460	76	139,285	64,794	74,491
37	293,609	149,789	143,820	77	144,463	66,875	77,588
38	293,233	149,601	143,632	78	146,389	67,206	79,183
39	302,041	154,160	147,881	79	142,959	64,744	78,215
				80+	863,687	351,460	512,227
				Total	25,214,898	12,589,805	12,625,093

Infants (0-1 yers)	410,726	1.6
Young children (1-4)	1,604,749	6.4
School age children (6-18 years)	4,941,741	19.6
Primary (6-12 years)	2,692,915	10.7
Secondary (13-18)	2,248,826	8.9
Working age population (15-60)	14,606,862	57.9
Reproductive age women W(15-49)	5,693,354	45.1
Ageing index		63.2





# **Appendix C3**

**Population projection according to a slow future fertility decline**



2019

Age	Total	Male	Female	Age	Total	Male	Female
0	311,246	159,377	151,869	40	193,202	94,914	98,288
1	314,325	160,932	153,393	41	161,437	78,811	82,625
2	312,672	160,041	152,631	42	140,832	68,332	72,500
3	308,145	157,668	150,477	43	136,511	66,075	70,436
4	302,597	154,774	147,823	44	144,074	69,802	74,272
5	297,999	152,381	145,617	45	155,333	75,425	79,908
6	296,206	151,453	144,753	46	163,340	79,348	83,992
7	298,730	152,772	145,958	47	167,901	81,325	86,577
8	306,505	156,819	149,687	48	166,408	79,974	86,434
9	318,743	163,175	155,568	49	160,508	76,228	84,280
10	332,815	170,460	162,355	50	153,930	71,983	81,947
11	344,482	176,452	168,030	51	149,166	68,756	80,410
12	348,817	178,571	170,246	52	145,294	66,377	78,916
13	342,846	175,255	167,591	53	142,923	65,317	77,606
14	329,344	167,947	161,397	54	141,464	65,093	76,372
15	314,056	159,725	154,332	55	140,340	65,265	75,075
16	300,770	152,495	148,275	56	138,256	64,766	73,490
17	288,487	145,582	142,906	57	134,259	62,764	71,495
18	278,476	139,587	138,888	58	127,673	58,687	68,986
19	270,689	134,582	136,107	59	119,272	53,177	66,095
20	261,834	128,946	132,887	60	110,064	47,074	62,990
21	253,631	123,754	129,877	61	101,476	41,562	59,914
22	251,561	121,990	129,571	62	94,265	37,262	57,003
23	257,540	124,752	132,789	63	89,147	34,763	54,384
24	269,026	130,645	138,381	64	85,557	33,592	51,965
25	283,517	138,188	145,329	65	82,446	32,832	49,614
26	295,860	144,611	151,249	66	78,882	31,736	47,147
27	302,186	147,973	154,214	67	74,817	30,328	44,490
28	299,644	146,774	152,871	68	69,909	28,343	41,566
29	290,747	142,314	148,433	69	64,440	25,965	38,475
30	278,392	136,120	142,272	70	59,136	23,661	35,475
31	267,888	130,930	136,958	71	54,296	21,650	32,646
32	262,550	128,417	134,133	72	49,575	19,724	29,851
33	264,985	129,913	135,072	73	45,017	17,915	27,102
34	272,162	133,857	138,305	74	40,744	16,251	24,493
35	282,504	139,419	143,084	75	36,906	14,761	22,145
36	288,593	142,796	145,797	76	33,643	13,471	20,172
37	283,174	140,279	142,895	77	31,073	12,413	18,661
38	261,945	129,663	132,282	78	29,290	11,614	17,675
39	229,978	113,530	116,448	79	28,360	11,107	17,253
				80+	161,834	60,272	101,562
				Total	16,078,666	7,823,634	8,255,032

2020

Age	Total	Male	Female	Age	Total	Male	Female
0	335,534	171,686	163,848	40	229,611	113,319	116,292
1	243,017	124,157	118,860	41	192,838	94,714	98,124
2	314,060	160,790	153,270	42	161,132	78,644	82,488
3	336,602	172,381	164,221	43	140,567	68,188	72,379
4	333,991	170,994	162,997	44	136,253	65,935	70,318
5	319,966	163,720	156,246	45	143,750	69,626	74,124
6	304,840	155,893	148,947	46	154,921	75,200	79,721
7	295,284	150,963	144,321	47	162,905	79,112	83,793
8	294,977	150,825	144,152	48	167,454	81,081	86,373
9	303,929	155,479	148,450	49	165,966	79,735	86,231
10	318,640	163,110	155,530	50	159,947	75,924	84,023
11	332,714	170,398	162,316	51	153,245	71,614	81,631
12	344,378	176,388	167,990	52	148,504	68,404	80,100
13	348,710	178,506	170,204	53	144,649	66,037	78,612
14	342,743	175,192	167,551	54	142,288	64,982	77,306
15	329,192	167,848	161,344	55	140,722	64,698	76,024
16	313,853	159,587	154,266	56	139,473	64,800	74,673
17	300,574	152,364	148,210	57	137,401	64,305	73,096
18	288,299	145,455	142,844	58	133,429	62,316	71,113
19	278,297	139,468	138,829	59	126,886	58,270	68,616
20	270,477	134,442	136,035	60	118,308	52,678	65,630
21	261,589	128,786	132,803	61	108,936	46,512	62,424
22	253,395	123,601	129,794	62	100,442	41,065	59,377
23	251,327	121,838	129,489	63	93,309	36,817	56,492
24	257,300	124,595	132,705	64	88,245	34,348	53,897
25	268,765	130,482	138,283	65	84,398	33,066	51,332
26	283,230	138,013	145,217	66	81,015	32,182	48,833
27	295,561	144,429	151,132	67	77,511	31,108	46,403
28	301,880	147,786	154,094	68	73,516	29,727	43,789
29	299,340	146,588	152,752	69	68,693	27,782	40,911
30	290,437	142,125	148,312	70	62,947	25,298	37,649
31	278,079	135,928	142,151	71	57,161	22,770	34,391
32	267,586	130,745	136,841	72	52,135	20,626	31,509
33	262,254	128,236	134,018	73	47,689	18,848	28,841
34	264,686	129,729	134,957	74	43,871	17,449	26,422
35	271,828	133,655	138,173	75	40,114	16,132	23,982
36	282,126	139,193	142,933	76	36,658	14,917	21,741
37	288,210	142,565	145,645	77	33,740	13,816	19,924
38	282,794	140,051	142,743	78	30,633	12,439	18,194
39	261,596	129,454	132,142	79	27,113	10,604	16,509
				80+	161,723	59,543	102,180
				Total	16,342,158	7,962,076	8,380,082

2021

Age	Total	Male	Female	Age	Total	Male	Female
0	332,553	170,147	162,406	40	261,224	129,240	131,984
1	334,959	171,374	163,585	41	229,226	113,106	116,120
2	242,832	124,058	118,774	42	192,514	94,536	97,978
3	313,864	160,679	153,185	43	160,862	78,496	82,366
4	336,436	172,287	164,149	44	140,331	68,059	72,272
5	333,867	170,920	162,947	45	135,979	65,786	70,193
6	319,867	163,656	156,211	46	143,408	69,439	73,969
7	304,747	155,833	148,914	47	154,553	74,999	79,554
8	295,194	150,905	144,289	48	162,517	78,900	83,617
9	294,886	150,766	144,120	49	167,057	80,864	86,193
10	303,842	155,424	148,418	50	165,444	79,448	85,996
11	318,554	163,057	155,497	51	159,310	75,575	83,735
12	332,624	170,343	162,281	52	152,635	71,284	81,351
13	344,285	176,332	167,953	53	147,915	68,090	79,825
14	348,616	178,448	170,168	54	144,076	65,733	78,343
15	342,601	175,099	167,502	55	141,616	64,625	76,991
16	329,002	167,720	161,282	56	139,941	64,281	75,660
17	313,672	159,465	154,207	57	138,698	64,382	74,316
18	300,401	152,247	148,154	58	136,638	63,891	72,747
19	288,135	145,345	142,790	59	132,687	61,914	70,773
20	278,103	139,339	138,764	60	125,955	57,772	68,183
21	270,254	134,295	135,959	61	117,213	52,108	65,105
22	261,372	128,644	132,728	62	107,933	46,009	61,924
23	253,186	123,465	129,721	63	99,523	40,621	58,902
24	251,121	121,704	129,417	64	92,459	36,419	56,040
25	257,079	124,457	132,622	65	87,164	33,857	53,307
26	268,526	130,337	138,189	66	83,072	32,468	50,604
27	282,977	137,860	145,117	67	79,741	31,600	48,141
28	295,297	144,268	151,029	68	76,292	30,546	45,746
29	301,610	147,622	153,988	69	72,358	29,190	43,168
30	299,058	146,416	152,642	70	67,238	27,125	40,113
31	290,148	141,949	148,199	71	61,243	24,547	36,696
32	277,802	135,759	142,043	72	55,614	22,094	33,520
33	267,319	130,582	136,737	73	50,725	20,014	30,711
34	261,994	128,077	133,917	74	46,400	18,289	28,111
35	264,399	129,556	134,843	75	42,259	16,755	25,504
36	271,506	133,463	138,043	76	38,217	15,315	22,902
37	281,793	138,994	142,799	77	34,922	14,161	20,761
38	287,868	142,360	145,508	78	32,142	13,116	19,026
39	282,460	139,851	142,609	79	29,183	11,809	17,374
				80+	164,580	60,839	103,741
				Total	16,605,673	8,100,405	8,505,268

2022

Age	Total	Male	Female	Age	Total	Male	Female
0	331,101	169,409	161,692	40	282,093	139,639	142,454
1	332,022	169,858	162,164	41	260,823	129,017	131,806
2	334,723	171,248	163,475	42	228,875	112,911	115,964
3	242,693	123,979	118,714	43	192,219	94,372	97,847
4	313,724	160,600	153,124	44	160,616	78,361	82,255
5	336,324	172,220	164,104	45	140,073	67,917	72,156
6	333,773	170,859	162,914	46	135,682	65,623	70,059
7	319,777	163,598	156,179	47	143,096	69,268	73,828
8	304,661	155,777	148,884	48	154,217	74,814	79,403
9	295,111	150,851	144,260	49	162,162	78,705	83,457
10	294,808	150,717	144,091	50	166,574	80,594	85,980
11	303,767	155,378	148,389	51	164,839	79,111	85,728
12	318,476	163,009	155,467	52	158,729	75,254	83,475
13	332,541	170,292	162,249	53	152,078	70,981	81,097
14	344,200	176,280	167,920	54	147,377	67,800	79,577
15	348,483	178,361	170,122	55	143,451	65,399	78,052
16	342,422	174,977	167,445	56	140,893	64,237	76,656
17	328,829	167,603	161,226	57	139,227	63,897	75,330
18	313,508	159,354	154,154	58	137,988	63,996	73,992
19	300,244	152,141	148,103	59	135,938	63,508	72,430
20	287,951	145,222	142,729	60	131,789	61,423	70,366
21	277,894	139,200	138,694	61	124,879	57,192	67,687
22	270,050	134,160	135,890	62	116,215	51,584	64,631
23	261,176	128,515	132,661	63	107,019	45,546	61,473
24	252,996	123,341	129,655	64	98,685	40,213	58,472
25	250,927	121,582	129,345	65	91,412	35,933	55,479
26	256,871	124,331	132,540	66	85,900	33,285	52,615
27	268,307	130,204	138,103	67	81,866	31,920	49,946
28	282,748	137,721	145,027	68	78,581	31,066	47,515
29	295,058	144,122	150,936	69	75,182	30,030	45,152
30	301,351	147,464	153,887	70	70,933	28,541	42,392
31	298,787	146,250	152,537	71	65,543	26,368	39,175
32	289,886	141,789	148,097	72	59,700	23,862	35,838
33	277,550	135,605	141,945	73	54,213	21,477	32,736
34	267,078	130,435	136,643	74	49,448	19,455	29,993
35	261,735	127,921	133,814	75	44,807	17,602	27,205
36	264,114	129,386	134,728	76	40,387	15,953	24,434
37	271,214	133,289	137,925	77	36,523	14,581	21,942
38	281,490	138,812	142,678	78	33,372	13,482	19,890
39	287,558	142,174	145,384	79	30,717	12,488	18,229
				80+	169,158	63,126	106,032
				Total	16,869,207	8,238,565	8,630,642

2023

Age	Total	Male	Female	Age	Total	Male	Female
0	329,660	168,677	160,983	40	287,218	141,977	145,241
1	330,612	169,142	161,470	41	281,698	139,418	142,280
2	331,805	169,742	162,063	42	260,457	128,812	131,645
3	334,547	171,148	163,399	43	228,555	112,732	115,823
4	242,594	123,923	118,671	44	191,950	94,222	97,728
5	313,631	160,545	153,086	45	160,346	78,211	82,135
6	336,237	172,163	164,074	46	139,793	67,762	72,031
7	333,687	170,803	162,884	47	135,411	65,473	69,938
8	319,694	163,544	156,150	48	142,811	69,111	73,700
9	304,582	155,726	148,856	49	153,908	74,643	79,265
10	295,040	150,806	144,234	50	161,732	78,463	83,269
11	294,741	150,676	144,065	51	166,015	80,278	85,737
12	303,698	155,335	148,363	52	164,285	78,800	85,485
13	318,405	162,965	155,440	53	158,199	74,959	83,240
14	332,466	170,246	162,220	54	151,569	70,702	80,867
15	344,080	176,201	167,879	55	146,790	67,481	79,309
16	348,317	178,248	170,069	56	142,777	65,035	77,742
17	342,257	174,865	167,392	57	140,230	63,879	76,351
18	328,672	167,496	161,176	58	138,572	63,541	75,031
19	313,358	159,252	154,106	59	137,338	63,640	73,698
20	300,070	152,024	148,046	60	135,091	63,040	72,051
21	287,754	145,090	142,664	61	130,749	60,849	69,900
22	277,702	139,072	138,630	62	123,897	56,659	67,238
23	269,865	134,037	135,828	63	115,305	51,102	64,203
24	260,999	128,398	132,601	64	106,186	45,121	61,065
25	252,817	123,228	129,589	65	97,648	39,712	57,936
26	250,742	121,470	129,272	66	90,184	35,366	54,818
27	256,682	124,216	132,466	67	84,748	32,759	51,989
28	268,109	130,083	138,026	68	80,766	31,416	49,350
29	282,540	137,594	144,946	69	77,524	30,575	46,949
30	294,828	143,982	150,846	70	73,809	29,404	44,405
31	301,103	147,312	153,791	71	69,267	27,791	41,476
32	298,542	146,100	152,442	72	64,005	25,676	38,329
33	289,647	141,643	148,004	73	58,299	23,235	35,064
34	277,322	135,465	141,857	74	52,941	20,912	32,029
35	266,838	130,291	136,547	75	47,862	18,766	29,096
36	261,479	127,768	133,711	76	42,948	16,805	26,143
37	263,854	129,231	134,623	77	38,710	15,229	23,481
38	270,949	133,130	137,819	78	35,006	13,920	21,086
39	281,213	138,646	142,567	79	31,985	12,871	19,114
				80+	174,751	65,797	108,954
				Total	17,132,473	8,376,427	8,756,046

2024

Age	Total	Male	Female	Age	Total	Male	Female
0	328,318	167,996	160,322	40	280,910	138,470	142,440
1	329,207	168,429	160,778	41	286,852	141,771	145,081
2	330,414	169,036	161,378	42	281,338	139,215	142,123
3	331,644	169,650	161,994	43	260,123	128,624	131,499
4	334,425	171,079	163,346	44	228,263	112,568	115,695
5	242,529	123,885	118,644	45	191,653	94,055	97,598
6	313,557	160,496	153,061	46	160,052	78,046	82,006
7	336,157	172,111	164,046	47	139,537	67,620	71,917
8	333,607	170,751	162,856	48	135,165	65,336	69,829
9	319,617	163,494	156,123	49	142,548	68,965	73,583
10	304,515	155,683	148,832	50	153,535	74,432	79,103
11	294,979	150,769	144,210	51	161,233	78,178	83,055
12	294,680	150,638	144,042	52	165,504	79,987	85,517
13	303,635	155,296	148,339	53	163,779	78,514	85,265
14	318,340	162,925	155,415	54	157,714	74,687	83,027
15	332,361	170,176	162,185	55	151,011	70,393	80,618
16	343,930	176,099	167,831	56	146,154	67,132	79,022
17	348,164	178,144	170,020	57	142,160	64,699	77,461
18	342,107	174,762	167,345	58	139,623	63,549	76,074
19	328,529	167,399	161,130	59	137,972	63,212	74,760
20	313,193	159,140	154,053	60	136,551	63,204	73,347
21	299,882	151,897	147,985	61	134,109	62,493	71,616
22	287,574	144,969	142,605	62	129,800	60,322	69,478
23	277,530	138,957	138,573	63	122,999	56,167	66,832
24	269,697	133,925	135,772	64	114,475	50,659	63,816
25	260,830	128,290	132,540	65	105,150	44,597	60,553
26	252,648	123,124	129,524	66	96,428	39,125	57,303
27	250,574	121,368	129,206	67	89,064	34,845	54,219
28	256,510	124,111	132,399	68	83,696	32,275	51,421
29	267,930	129,974	137,956	69	79,764	30,952	48,812
30	282,340	137,472	144,868	70	76,210	29,977	46,233
31	294,608	143,847	150,761	71	72,196	28,677	43,519
32	300,878	147,174	153,704	72	67,753	27,104	40,649
33	298,318	145,963	152,355	73	62,605	25,041	37,564
34	289,431	141,511	147,920	74	57,026	22,661	34,365
35	277,096	135,328	141,768	75	51,351	20,212	31,139
36	266,600	130,149	136,451	76	46,002	17,962	28,040
37	261,244	127,628	133,616	77	41,280	16,085	25,195
38	263,619	129,090	134,529	78	37,205	14,576	22,629
39	270,706	132,985	137,721	79	33,643	13,323	20,320
				80+	180,992	68,534	112,458
				Total	17,395,348	8,513,964	8,881,384



2025

Age	Total	Male	Female	Age	Total	Male	Female
0	327,137	167,397	159,740	40	270,440	132,831	137,609
1	327,900	167,766	160,134	41	280,581	138,284	142,297
2	329,023	168,331	160,692	42	286,518	141,582	144,936
3	330,267	168,952	161,315	43	281,009	139,029	141,980
4	331,534	169,588	161,946	44	259,820	128,452	131,368
5	334,345	171,031	163,314	45	227,940	112,385	115,555
6	242,476	123,851	118,625	46	191,330	93,872	97,458
7	313,489	160,451	153,038	47	159,784	77,895	81,889
8	336,083	172,063	164,020	48	139,303	67,489	71,814
9	333,534	170,703	162,831	49	134,938	65,209	69,729
10	319,552	163,453	156,099	50	142,230	68,784	73,446
11	304,458	155,647	148,811	51	153,101	74,183	78,918
12	294,923	150,735	144,188	52	160,778	77,916	82,862
13	294,624	150,603	144,021	53	165,036	79,719	85,317
14	303,579	155,261	148,318	54	163,317	78,251	85,066
15	318,248	162,864	155,384	55	157,180	74,385	82,795
16	332,228	170,085	162,143	56	150,406	70,054	80,352
17	343,793	176,005	167,788	57	145,572	66,810	78,762
18	348,025	178,049	169,976	58	141,593	64,388	77,205
19	341,970	174,668	167,302	59	139,067	63,244	75,823
20	328,371	167,292	161,079	60	137,246	62,810	74,436
21	313,015	159,019	153,996	61	135,638	62,694	72,944
22	299,712	151,782	147,930	62	133,212	61,990	71,222
23	287,410	144,858	142,552	63	128,932	59,835	69,097
24	277,373	138,852	138,521	64	122,180	55,715	66,465
25	269,539	133,823	135,716	65	113,437	50,110	63,327
26	260,670	128,191	132,479	66	103,928	43,981	59,947
27	252,494	123,029	129,465	67	95,314	38,586	56,728
28	250,422	121,275	129,147	68	88,040	34,364	53,676
29	256,354	124,016	132,338	69	82,735	31,829	50,906
30	267,758	129,869	137,889	70	78,511	30,384	48,127
31	282,149	137,355	144,794	71	74,661	29,280	45,381
32	294,407	143,724	150,683	72	70,728	28,010	42,718
33	300,674	147,049	153,625	73	66,374	26,474	39,900
34	298,116	145,839	152,277	74	61,330	24,458	36,872
35	289,216	141,381	147,835	75	55,426	21,946	33,480
36	276,870	135,193	141,677	76	49,480	19,392	30,088
37	266,383	130,019	136,364	77	44,327	17,234	27,093
38	261,032	127,501	133,531	78	39,777	15,433	24,344
39	263,404	128,961	134,443	79	35,851	13,985	21,866
				80+	188,168	71,397	116,771
				Total	17,657,795	8,651,200	9,006,595

2026

Age	Total	Male	Female	Age	Total	Male	Female
0	326,400	167,024	159,376	40	263,168	128,824	134,344
1	326,750	167,184	159,566	41	270,153	132,668	137,485
2	327,731	167,675	160,056	42	280,282	138,114	142,168
3	328,888	168,254	160,634	43	286,213	141,409	144,804
4	330,168	168,896	161,272	44	280,710	138,858	141,852
5	331,463	169,546	161,917	45	259,483	128,259	131,224
6	334,278	170,987	163,291	46	227,589	112,184	115,405
7	242,428	123,819	118,609	47	191,035	93,704	97,331
8	313,425	160,409	153,016	48	159,539	77,756	81,783
9	336,016	172,019	163,997	49	139,089	67,368	71,721
10	333,471	170,663	162,808	50	134,662	65,051	69,611
11	319,497	163,419	156,078	51	141,862	68,571	73,291
12	304,407	155,615	148,792	52	152,705	73,954	78,751
13	294,871	150,703	144,168	53	160,362	77,675	82,687
14	294,573	150,571	144,002	54	164,608	79,472	85,136
15	303,499	155,208	148,291	55	162,807	77,957	84,850
16	318,133	162,785	155,348	56	156,600	74,053	82,547
17	332,107	170,002	162,105	57	149,852	69,741	80,111
18	343,667	175,918	167,749	58	145,038	66,512	78,526
19	347,898	177,962	169,936	59	141,074	64,101	76,973
20	341,821	174,566	167,255	60	138,394	62,870	75,524
21	328,201	167,176	161,025	61	136,404	62,339	74,065
22	312,854	158,909	153,945	62	134,805	62,225	72,580
23	299,557	151,677	147,880	63	132,392	61,525	70,867
24	287,261	144,757	142,504	64	128,139	59,387	68,752
25	277,226	138,756	138,470	65	121,152	55,152	66,000
26	269,389	133,729	135,660	66	112,211	49,464	62,747
27	260,525	128,101	132,424	67	102,811	43,413	59,398
28	252,354	122,943	129,411	68	94,296	38,088	56,208
29	250,284	121,190	129,094	69	87,105	33,921	53,184
30	256,205	123,925	132,280	70	81,529	31,280	50,249
31	267,593	129,768	137,825	71	77,030	29,720	47,310
32	281,975	137,249	144,726	72	73,249	28,639	44,610
33	294,225	143,612	150,613	73	69,390	27,397	41,993
34	300,489	146,935	153,554	74	65,118	25,895	39,223
35	297,913	145,716	152,197	75	59,721	23,729	35,992
36	289,003	141,253	147,750	76	53,535	21,104	32,431
37	276,665	135,070	141,595	77	47,793	18,648	29,145
38	266,185	129,900	136,285	78	42,817	16,574	26,243
39	260,838	127,385	133,453	79	38,422	14,841	23,581
				80+	196,682	74,565	122,117
				Total	17,920,059	8,788,283	9,131,776

2027

Age	Total	Male	Female	Age	Total	Male	Female
0	325,973	166,809	159,164	40	260,625	127,261	133,364
1	326,043	166,826	159,217	41	262,913	128,678	134,235
2	326,594	167,100	159,494	42	269,891	132,519	137,372
3	327,608	167,605	160,003	43	280,010	137,958	142,052
4	328,798	168,203	160,595	44	285,935	141,250	144,685
5	330,105	168,858	161,247	45	280,378	138,666	141,712
6	331,402	169,506	161,896	46	259,117	128,047	131,070
7	334,216	170,946	163,270	47	227,267	111,998	115,269
8	242,384	123,790	118,594	48	190,766	93,549	97,217
9	313,367	160,371	152,996	49	159,314	77,628	81,686
10	335,957	171,981	163,976	50	138,830	67,218	71,612
11	333,419	170,631	162,788	51	134,342	64,864	69,478
12	319,447	163,387	156,060	52	141,526	68,375	73,151
13	304,359	155,585	148,774	53	152,343	73,743	78,600
14	294,825	150,674	144,151	54	159,981	77,452	82,529
15	294,502	150,524	143,978	55	164,136	79,196	84,940
16	303,399	155,139	148,260	56	162,253	77,634	84,619
17	318,027	162,712	155,315	57	156,068	73,745	82,323
18	331,997	169,926	162,071	58	149,345	69,452	79,893
19	343,554	175,840	167,714	59	144,548	66,236	78,312
20	347,758	177,866	169,892	60	140,446	63,749	76,697
21	341,661	174,456	167,205	61	137,615	62,432	75,183
22	328,047	167,070	160,977	62	135,635	61,905	73,730
23	312,707	158,808	153,899	63	134,044	61,792	72,252
24	299,416	151,581	147,835	64	131,643	61,096	70,547
25	287,122	144,665	142,457	65	127,142	58,828	68,314
26	277,086	138,668	138,418	66	119,935	54,486	65,449
27	269,252	133,643	135,609	67	111,088	48,867	62,221
28	260,394	128,019	132,375	68	101,792	42,890	58,902
29	252,228	122,865	129,363	69	93,365	37,628	55,737
30	250,152	121,109	129,043	70	85,927	33,372	52,555
31	256,061	123,837	132,224	71	80,100	30,636	49,464
32	267,444	129,677	137,767	72	75,679	29,108	46,571
33	281,818	137,152	144,666	73	71,963	28,050	43,913
34	294,059	143,510	150,549	74	68,170	26,833	41,337
35	300,305	146,823	153,482	75	63,524	25,166	38,358
36	297,712	145,595	152,117	76	57,815	22,868	34,947
37	288,808	141,135	147,673	77	51,826	20,338	31,488
38	276,478	134,958	141,520	78	46,270	17,972	28,298
39	266,006	129,792	136,214	79	41,454	15,973	25,481
				80+	206,718	78,181	128,537
				Total	18,182,229	8,925,281	9,256,948

2028

Age	Total	Male	Female	Age	Total	Male	Female
0	325,361	166,500	158,861	40	265,809	129,677	136,132
1	325,641	166,624	159,017	41	260,395	127,129	133,266
2	325,900	166,749	159,151	42	262,680	128,544	134,136
3	326,481	167,035	159,446	43	269,652	132,382	137,270
4	327,528	167,560	159,968	44	279,762	137,815	141,947
5	328,740	168,168	160,572	45	285,627	141,071	144,556
6	330,050	168,822	161,228	46	280,015	138,454	141,561
7	331,345	169,468	161,877	47	258,782	127,852	130,930
8	334,160	170,909	163,251	48	226,974	111,827	115,147
9	242,344	123,763	118,581	49	190,519	93,406	97,113
10	313,317	160,339	152,978	50	159,041	77,468	81,573
11	335,909	171,951	163,958	51	138,529	67,040	71,489
12	333,371	170,600	162,771	52	134,051	64,693	69,358
13	319,402	163,359	156,043	53	141,218	68,194	73,024
14	304,315	155,557	148,758	54	152,012	73,548	78,464
15	294,760	150,631	144,129	55	159,559	77,202	82,357
16	294,412	150,462	143,950	56	163,622	78,891	84,731
17	303,309	155,076	148,233	57	161,744	77,334	84,410
18	317,931	162,646	155,285	58	155,580	73,461	82,119
19	331,896	169,856	162,040	59	148,881	69,185	79,696
20	343,430	175,754	167,676	60	143,955	65,897	78,058
21	347,609	177,763	169,846	61	139,719	63,336	76,383
22	341,515	174,355	167,160	62	136,903	62,028	74,875
23	327,907	166,974	160,933	63	134,933	61,505	73,428
24	312,574	158,716	153,858	64	133,348	61,392	71,956
25	299,283	151,493	147,790	65	130,696	60,558	70,138
26	286,991	144,581	142,410	66	125,958	58,165	67,793
27	276,958	138,587	138,371	67	118,820	53,871	64,949
28	269,129	133,565	135,564	68	110,061	48,316	61,745
29	260,274	127,944	132,330	69	100,858	42,406	58,452
30	252,107	122,790	129,317	70	92,188	37,056	55,132
31	250,026	121,032	128,994	71	84,525	32,725	51,800
32	255,931	123,757	132,174	72	78,796	30,043	48,753
33	267,308	129,594	137,714	73	74,446	28,544	45,902
34	281,676	137,064	144,612	74	70,790	27,507	43,283
35	293,895	143,410	150,485	75	66,614	26,120	40,494
36	300,120	146,711	153,409	76	61,627	24,302	37,325
37	297,529	145,484	152,045	77	56,090	22,084	34,006
38	288,631	141,028	147,603	78	50,280	19,640	30,640
39	276,308	134,855	141,453	79	44,891	17,355	27,536
				80+	218,529	82,446	136,083
				Total	18,443,852	9,062,001	9,381,851

2029

Age	Total	Male	Female	Age	Total	Male	Female
0	324,378	166,000	158,378	40	276,122	134,745	141,377
1	325,055	166,329	158,726	41	265,595	129,554	136,041
2	325,509	166,553	158,956	42	260,186	127,008	133,178
3	325,796	166,689	159,107	43	262,468	128,422	134,046
4	326,409	166,994	159,415	44	269,435	132,256	137,179
5	327,476	167,529	159,947	45	279,485	137,653	141,832
6	328,689	168,134	160,555	46	285,289	140,872	144,417
7	330,000	168,789	161,211	47	279,683	138,259	141,424
8	331,293	169,433	161,860	48	258,477	127,673	130,804
9	334,108	170,875	163,233	49	226,705	111,669	115,036
10	242,309	123,740	118,569	50	190,220	93,228	96,992
11	313,276	160,313	152,963	51	158,724	77,279	81,445
12	335,865	171,923	163,942	52	138,254	66,876	71,378
13	333,327	170,572	162,755	53	133,784	64,535	69,249
14	319,361	163,333	156,028	54	140,937	68,028	72,909
15	304,254	155,516	148,738	55	151,644	73,327	78,317
16	294,679	150,575	144,104	56	159,097	76,925	82,172
17	294,330	150,405	143,925	57	163,151	78,609	84,542
18	303,227	155,019	148,208	58	161,277	77,057	84,220
19	317,842	162,584	155,258	59	155,133	73,198	81,935
20	331,788	169,781	162,007	60	148,318	68,856	79,462
21	343,296	175,661	167,635	61	143,268	65,500	77,768
22	347,474	177,669	169,805	62	139,055	62,955	76,100
23	341,383	174,264	167,119	63	136,252	61,655	74,597
24	327,780	166,886	160,894	64	134,291	61,136	73,155
25	312,449	158,632	153,817	65	132,465	60,888	71,577
26	299,157	151,412	147,745	66	129,568	59,919	69,649
27	286,871	144,504	142,367	67	124,872	57,552	67,320
28	276,844	138,514	138,330	68	117,798	53,302	64,496
29	269,016	133,493	135,523	69	109,121	47,807	61,314
30	260,160	127,873	132,287	70	99,671	41,801	57,870
31	251,991	122,718	129,273	71	90,783	36,380	54,403
32	249,912	120,962	128,950	72	83,244	32,128	51,116
33	255,812	123,684	132,128	73	77,605	29,496	48,109
34	267,186	129,519	137,667	74	73,319	28,024	45,295
35	281,532	136,976	144,556	75	69,284	26,816	42,468
36	293,732	143,311	150,421	76	64,756	25,273	39,483
37	299,952	146,609	153,343	77	59,907	23,513	36,394
38	297,363	145,383	151,980	78	54,524	21,367	33,157
39	288,468	140,929	147,539	79	48,878	19,003	29,875
				80+	232,289	87,513	144,776
				Total	18,704,283	9,198,142	9,506,141

2030

Age	Total	Male	Female	Age	Total	Male	Female
0	322,974	165,286	157,688	40	288,291	140,824	147,467
1	324,095	165,841	158,254	41	275,919	134,627	141,292
2	324,933	166,263	158,670	42	265,400	129,441	135,959
3	325,414	166,498	158,916	43	259,995	126,897	133,098
4	325,731	166,652	159,079	44	262,275	128,310	133,965
5	326,364	166,967	159,397	45	269,192	132,113	137,079
6	327,428	167,497	159,931	46	279,182	137,474	141,708
7	328,642	168,103	160,539	47	284,980	140,689	144,291
8	329,954	168,758	161,196	48	279,380	138,079	141,301
9	331,245	169,401	161,844	49	258,196	127,507	130,689
10	334,063	170,846	163,217	50	226,380	111,473	114,907
11	242,281	123,722	118,559	51	189,872	93,017	96,855
12	313,238	160,289	152,949	52	158,435	77,105	81,330
13	335,825	171,897	163,928	53	138,002	66,725	71,277
14	333,287	170,547	162,740	54	133,540	64,389	69,151
15	319,304	163,294	156,010	55	140,623	67,839	72,784
16	304,178	155,463	148,715	56	151,241	73,083	78,158
17	294,604	150,523	144,081	57	158,674	76,669	82,005
18	294,256	150,353	143,903	58	162,717	78,347	84,370
19	303,152	154,967	148,185	59	160,849	76,800	84,049
20	317,746	162,517	155,229	60	154,591	72,875	81,716
21	331,671	169,699	161,972	61	147,666	68,471	79,195
22	343,175	175,577	167,598	62	142,641	65,134	77,507
23	347,352	177,584	169,768	63	138,447	62,603	75,844
24	341,263	174,180	167,083	64	135,656	61,310	74,346
25	327,660	166,805	160,855	65	133,472	60,668	72,804
26	312,330	158,555	153,775	66	131,409	60,288	71,121
27	299,044	151,339	147,705	67	128,534	59,328	69,206
28	286,761	144,433	142,328	68	123,875	56,984	66,891
29	276,740	138,447	138,293	69	116,862	52,777	64,085
30	268,909	133,426	135,483	70	107,920	47,166	60,754
31	260,051	127,805	132,246	71	98,250	41,084	57,166
32	251,886	122,653	129,233	72	89,498	35,756	53,742
33	249,808	120,897	128,911	73	82,073	31,578	50,495
34	255,705	123,618	132,087	74	76,515	28,990	47,525
35	267,063	129,444	137,619	75	71,866	27,360	44,506
36	281,389	136,889	144,500	76	67,478	25,992	41,486
37	293,582	143,220	150,362	77	63,068	24,498	38,570
38	299,800	146,516	153,284	78	58,343	22,791	35,552
39	297,211	145,290	151,921	79	53,101	20,711	32,390
				80+	248,288	93,531	154,757
				Total	18,962,810	9,333,364	9,629,446

2031

Age	Total	Male	Female	Age	Total	Male	Female
0	321,587	164,578	157,009	40	297,044	145,190	151,854
1	322,711	165,137	157,574	41	288,097	140,710	147,387
2	323,983	165,780	158,203	42	275,735	134,519	141,216
3	324,845	166,212	158,633	43	265,221	129,336	135,885
4	325,355	166,464	158,891	44	259,821	126,795	133,026
5	325,690	166,627	159,063	45	262,058	128,181	133,877
6	326,321	166,938	159,383	46	268,925	131,954	136,971
7	327,385	167,468	159,917	47	278,904	137,308	141,596
8	328,599	168,074	160,525	48	284,696	140,519	144,177
9	329,910	168,729	161,181	49	279,101	137,912	141,189
10	331,206	169,375	161,831	50	257,855	127,299	130,556
11	334,025	170,822	163,203	51	226,000	111,239	114,761
12	242,255	123,705	118,550	52	189,553	92,822	96,731
13	313,204	160,267	152,937	53	158,169	76,943	81,226
14	335,787	171,873	163,914	54	137,771	66,585	71,186
15	333,233	170,510	162,723	55	133,266	64,222	69,044
16	319,230	163,242	155,988	56	140,279	67,628	72,651
17	304,108	155,414	148,694	57	150,869	72,856	78,013
18	294,537	150,476	144,061	58	158,286	76,431	81,855
19	294,188	150,305	143,883	59	162,317	78,103	84,214
20	303,069	154,909	148,160	60	160,329	76,482	83,847
21	317,644	162,445	155,199	61	153,962	72,495	81,467
22	331,564	169,624	161,940	62	147,067	68,113	78,954
23	343,065	175,500	167,565	63	142,066	64,794	77,272
24	347,241	177,506	169,735	64	137,889	62,276	75,613
25	341,149	174,102	167,047	65	134,892	60,870	74,022
26	327,547	166,731	160,816	66	132,487	60,106	72,381
27	312,221	158,484	153,737	67	130,437	59,729	70,708
28	298,941	151,272	147,669	68	127,583	58,778	68,805
29	286,661	144,368	142,293	69	122,958	56,456	66,502
30	276,641	138,383	138,258	70	115,659	52,110	63,549
31	268,806	133,361	135,445	71	106,478	46,402	60,076
32	259,952	127,743	132,209	72	96,946	40,418	56,528
33	251,790	122,593	129,197	73	88,320	35,177	53,143
34	249,713	120,838	128,875	74	80,997	31,066	49,931
35	255,597	123,552	132,045	75	75,100	28,339	46,761
36	266,939	129,368	137,571	76	70,116	26,562	43,554
37	281,259	136,810	144,449	77	65,832	25,234	40,598
38	293,446	143,136	150,310	78	61,530	23,785	37,745
39	299,660	146,430	153,230	79	56,918	22,127	34,791
				80+	266,495	100,437	166,058
				Total	19,219,092	9,467,459	9,751,633

Age	Total	Male	Female	Age	Total	Male	Female
0	320,213	163,873	156,340	40	299,506	146,336	153,170
1	321,344	164,439	156,905	41	296,861	145,081	151,780
2	322,608	165,080	157,528	42	287,919	140,604	147,315
3	323,902	165,733	158,169	43	275,565	134,418	141,147
4	324,791	166,181	158,610	44	265,058	129,239	135,819
5	325,318	166,441	158,877	45	259,624	126,677	132,947
6	325,651	166,600	159,051	46	261,818	128,036	133,782
7	326,280	166,911	159,369	47	268,679	131,806	136,873
8	327,346	167,441	159,905	48	278,648	137,153	141,495
9	328,559	168,047	160,512	49	284,435	140,360	144,075
10	329,873	168,705	161,168	50	278,761	137,702	141,059
11	331,173	169,353	161,820	51	257,455	127,049	130,406
12	333,991	170,800	163,191	52	225,650	111,021	114,629
13	242,231	123,690	118,541	53	189,260	92,640	96,620
14	313,172	160,246	152,926	54	157,924	76,792	81,132
15	335,736	171,838	163,898	55	137,511	66,424	71,087
16	333,163	170,460	162,703	56	132,963	64,034	68,929
17	319,162	163,194	155,968	57	139,961	67,431	72,530
18	304,044	155,369	148,675	58	150,527	72,643	77,884
19	294,475	150,432	144,043	59	157,925	76,207	81,718
20	294,113	150,252	143,861	60	161,831	77,800	84,031
21	302,982	154,847	148,135	61	159,724	76,107	83,617
22	317,550	162,378	155,172	62	153,383	72,140	81,243
23	331,467	169,555	161,912	63	146,516	67,779	78,737
24	342,963	175,428	167,535	64	141,536	64,476	77,060
25	347,135	177,433	169,702	65	137,168	61,854	75,314
26	341,041	174,030	167,011	66	133,969	60,338	73,631
27	327,443	166,663	160,780	67	131,579	59,580	71,999
28	312,123	158,419	153,704	68	129,541	59,206	70,335
29	298,845	151,209	147,636	69	126,705	58,264	68,441
30	286,566	144,306	142,260	70	121,773	55,780	65,993
31	276,544	138,321	138,223	71	114,208	51,309	62,899
32	268,712	133,301	135,411	72	105,150	45,688	59,462
33	259,862	127,686	132,176	73	95,745	39,796	55,949
34	251,702	122,537	129,165	74	87,236	34,636	52,600
35	249,617	120,779	128,838	75	79,592	30,401	49,191
36	255,489	123,485	132,004	76	73,389	27,552	45,837
37	266,825	129,298	137,527	77	68,517	25,824	42,693
38	281,139	136,736	144,403	78	64,328	24,533	39,795
39	293,322	143,059	150,263	79	60,124	23,125	36,999
				80+	286,293	107,850	178,443
				Total	19,472,829	9,600,246	9,872,583



Age	Total	Male	Female	Age	Total	Male	Female
0	318,410	162,950	155,460	40	293,184	142,974	150,210
1	319,987	163,742	156,245	41	299,336	146,234	153,102
2	321,248	164,386	156,862	42	296,694	144,980	151,714
3	322,534	165,036	157,498	43	287,757	140,506	147,251
4	323,852	165,704	158,148	44	275,409	134,324	141,085
5	324,758	166,160	158,598	45	264,872	129,126	135,746
6	325,281	166,416	158,865	46	259,406	126,544	132,862
7	325,615	166,575	159,040	47	261,597	127,901	133,696
8	326,244	166,887	159,357	48	268,452	131,667	136,785
9	327,309	167,416	159,893	49	278,414	137,009	141,405
10	328,524	168,023	160,501	50	284,115	140,160	143,955
11	329,844	168,686	161,158	51	278,362	137,449	140,913
12	331,142	169,333	161,809	52	257,088	126,817	130,271
13	333,960	170,779	163,181	53	225,328	110,817	114,511
14	242,209	123,676	118,533	54	188,990	92,471	96,519
15	313,127	160,215	152,912	55	157,647	76,617	81,030
16	335,672	171,792	163,880	56	137,221	66,241	70,980
17	333,097	170,413	162,684	57	132,684	63,859	68,825
18	319,101	163,150	155,951	58	139,668	67,246	72,422
19	303,985	155,327	148,658	59	150,211	72,444	77,767
20	294,408	150,384	144,024	60	157,486	75,929	81,557
21	294,033	150,195	143,838	61	161,263	77,441	83,822
22	302,900	154,788	148,112	62	159,167	75,757	83,410
23	317,465	162,317	155,148	63	152,849	71,807	81,042
24	331,377	169,491	161,886	64	146,009	67,467	78,542
25	342,868	175,362	167,506	65	140,848	64,065	76,783
26	347,034	177,365	169,669	66	136,295	61,343	74,952
27	340,942	173,964	166,978	67	133,116	59,839	73,277
28	327,348	166,599	160,749	68	130,742	59,089	71,653
29	312,032	158,359	153,673	69	128,715	58,717	69,998
30	298,754	151,149	147,605	70	125,565	57,603	67,962
31	286,474	144,246	142,228	71	120,339	54,965	65,374
32	276,456	138,264	138,192	72	112,870	50,561	62,309
33	268,625	133,245	135,380	73	103,926	45,021	58,905
34	259,780	127,634	132,146	74	94,638	39,215	55,423
35	251,613	122,481	129,132	75	85,813	33,930	51,883
36	249,520	120,718	128,802	76	77,889	29,596	48,293
37	255,389	123,423	131,966	77	71,821	26,822	44,999
38	266,722	129,234	137,488	78	67,054	25,140	41,914
39	281,029	136,667	144,362	79	62,952	23,884	39,068
				80+	306,961	115,332	191,629
				Total	19,723,421	9,731,460	9,991,961

Age	Total	Male	Female	Age	Total	Male	Female
0	315,989	161,711	154,278	40	280,907	136,591	144,316
1	318,200	162,827	155,373	41	293,032	142,881	150,151
2	319,900	163,693	156,207	42	299,181	146,140	153,041
3	321,180	164,346	156,834	43	296,540	144,885	151,655
4	322,488	165,009	157,479	44	287,608	140,415	147,193
5	323,822	165,685	158,137	45	275,232	134,215	141,017
6	324,725	166,137	158,588	46	264,666	128,999	135,667
7	325,247	166,393	158,854	47	259,205	126,420	132,785
8	325,580	166,551	159,029	48	261,394	127,775	133,619
9	326,211	166,864	159,347	49	268,244	131,538	136,706
10	327,278	167,395	159,883	50	278,125	136,826	141,299
11	328,495	168,004	160,491	51	283,741	139,920	143,821
12	329,817	168,668	161,149	52	277,996	137,214	140,782
13	331,113	169,314	161,799	53	256,748	126,599	130,149
14	333,932	170,760	163,172	54	225,032	110,628	114,404
15	242,178	123,654	118,524	55	188,683	92,273	96,410
16	313,071	160,175	152,896	56	157,340	76,420	80,920
17	335,612	171,749	163,863	57	136,953	66,070	70,883
18	333,037	170,370	162,667	58	132,426	63,695	68,731
19	319,046	163,110	155,936	59	139,396	67,072	72,324
20	303,920	155,280	148,640	60	149,825	72,196	77,629
21	294,336	150,332	144,004	61	156,975	75,601	81,374
22	293,960	150,142	143,818	62	160,741	77,106	83,635
23	302,825	154,734	148,091	63	158,652	75,429	83,223
24	317,387	162,260	155,127	64	152,357	71,496	80,861
25	331,292	169,432	161,860	65	145,348	67,062	78,286
26	342,777	175,300	167,477	66	140,013	63,565	76,448
27	346,942	177,303	169,639	67	135,489	60,865	74,624
28	340,851	173,903	166,948	68	132,329	59,372	72,957
29	327,261	166,540	160,721	69	129,968	58,629	71,339
30	311,945	158,301	153,644	70	127,637	58,086	69,551
31	298,666	151,091	147,575	71	124,182	56,805	67,377
32	286,390	144,191	142,199	72	119,015	54,203	64,812
33	276,375	138,211	138,164	73	111,634	49,861	61,773
34	268,546	133,194	135,352	74	102,796	44,397	58,399
35	259,696	127,580	132,116	75	93,181	38,454	54,727
36	251,523	122,424	129,099	76	84,081	33,074	51,007
37	249,431	120,662	128,769	77	76,327	28,849	47,478
38	255,298	123,366	131,932	78	70,385	26,145	44,240
39	266,628	129,175	137,453	79	65,712	24,505	41,207
				80+	328,086	122,666	205,420
				Total	19,970,152	9,860,778	10,109,374

Age	Total	Male	Female	Age	Total	Male	Female
0	313,948	160,668	153,280	40	266,523	129,109	137,414
1	315,796	161,597	154,199	41	280,774	136,509	144,265
2	318,117	162,780	155,337	42	292,892	142,794	150,098
3	319,839	163,656	156,183	43	299,038	146,052	152,986
4	321,139	164,322	156,817	44	296,400	144,798	151,602
5	322,460	164,991	157,469	45	287,437	140,308	147,129
6	323,791	165,664	158,127	46	275,035	134,092	140,943
7	324,694	166,115	158,579	47	264,478	128,881	135,597
8	325,215	166,371	158,844	48	259,019	126,304	132,715
9	325,549	166,529	159,020	49	261,208	127,658	133,550
10	326,183	166,845	159,338	50	267,988	131,374	136,614
11	327,252	167,378	159,874	51	277,787	136,607	141,180
12	328,469	167,986	160,483	52	283,396	139,696	143,700
13	329,791	168,651	161,140	53	277,658	136,994	140,664
14	331,087	169,297	161,790	54	256,437	126,397	130,040
15	333,893	170,732	163,161	55	224,693	110,407	114,286
16	242,138	123,625	118,513	56	188,341	92,049	96,292
17	313,020	160,138	152,882	57	157,055	76,235	80,820
18	335,557	171,709	163,848	58	136,706	65,910	70,796
19	332,982	170,330	162,652	59	132,187	63,541	68,646
20	318,984	163,065	155,919	60	139,065	66,856	72,209
21	303,852	155,230	148,622	61	149,375	71,903	77,472
22	294,270	150,284	143,986	62	156,503	75,294	81,209
23	293,893	150,093	143,800	63	160,258	76,792	83,466
24	302,756	154,684	148,072	64	158,178	75,123	83,055
25	317,314	162,208	155,106	65	151,713	71,091	80,622
26	331,210	169,376	161,834	66	144,543	66,568	77,975
27	342,695	175,244	167,451	67	139,241	63,097	76,144
28	346,857	177,245	169,612	68	134,744	60,417	74,327
29	340,768	173,846	166,922	69	131,602	58,935	72,667
30	327,177	166,484	160,693	70	128,955	58,033	70,922
31	311,861	158,245	153,616	71	126,325	57,322	69,003
32	298,586	151,038	147,548	72	122,904	56,058	66,846
33	286,313	144,140	142,173	73	117,791	53,490	64,301
34	276,301	138,162	138,139	74	110,492	49,206	61,286
35	268,466	133,142	135,324	75	101,300	43,577	57,723
36	259,611	127,525	132,086	76	91,403	37,529	53,874
37	251,441	122,372	129,069	77	82,490	32,278	50,212
38	249,349	120,610	128,739	78	74,892	28,154	46,738
39	255,214	123,313	131,901	79	69,067	25,516	43,551
				80+	349,594	129,754	219,840
				Total	20,213,325	9,988,398	10,224,927

Age	Total	Male	Female	Age	Total	Male	Female
0	313,247	160,310	152,937	40	255,121	123,254	131,867
1	313,768	160,560	153,208	41	266,406	129,036	137,370
2	315,721	161,554	154,167	42	280,652	136,433	144,219
3	318,059	162,745	155,314	43	292,764	142,713	150,051
4	319,802	163,634	156,168	44	298,907	145,970	152,937
5	321,114	164,306	156,808	45	296,238	144,695	151,543
6	322,432	164,971	157,461	46	287,246	140,187	147,059
7	323,762	165,644	158,118	47	274,854	133,977	140,877
8	324,664	166,094	158,570	48	264,303	128,770	135,533
9	325,187	166,351	158,836	49	258,847	126,195	132,652
10	325,523	166,511	159,012	50	260,978	127,509	133,469
11	326,159	166,829	159,330	51	267,687	131,176	136,511
12	327,228	167,362	159,866	52	277,475	136,402	141,073
13	328,446	167,970	160,476	53	283,077	139,486	143,591
14	329,766	168,634	161,132	54	277,346	136,788	140,558
15	331,051	169,271	161,780	55	256,078	126,159	129,919
16	333,842	170,695	163,147	56	224,314	110,155	114,159
17	242,102	123,599	118,503	57	188,024	91,839	96,185
18	312,973	160,103	152,870	58	156,790	76,060	80,730
19	335,506	171,672	163,834	59	136,478	65,760	70,718
20	332,922	170,286	162,636	60	131,894	63,348	68,546
21	318,918	163,016	155,902	61	138,677	66,600	72,077
22	303,790	155,184	148,606	62	148,958	71,627	77,331
23	294,208	150,238	143,970	63	156,066	75,005	81,061
24	293,833	150,049	143,784	64	159,811	76,498	83,313
25	302,690	154,637	148,053	65	157,553	74,720	82,833
26	317,243	162,159	155,084	66	150,925	70,595	80,330
27	331,136	169,325	161,811	67	143,796	66,103	77,693
28	342,617	175,190	167,427	68	138,526	62,658	75,868
29	346,780	177,192	169,588	69	134,053	59,995	74,058
30	340,688	173,791	166,897	70	130,642	58,364	72,278
31	327,096	166,430	160,666	71	127,717	57,307	70,410
32	311,784	158,193	153,591	72	125,107	56,603	68,504
33	298,512	150,988	147,524	73	121,719	55,356	66,363
34	286,242	144,093	142,149	74	116,656	52,821	63,835
35	276,226	138,112	138,114	75	108,970	48,337	60,633
36	268,385	133,089	135,296	76	99,465	42,574	56,891
37	259,532	127,474	132,058	77	89,763	36,665	53,098
38	251,366	122,324	129,042	78	81,025	31,536	49,489
39	249,273	120,561	128,712	79	73,570	27,505	46,065
				80+	372,028	136,993	235,035
				Total	20,454,099	10,114,920	10,339,179

Age	Total	Male	Female	Age	Total	Male	Female
0	313,052	160,209	152,843	40	249,188	120,507	128,681
1	313,079	160,208	152,871	41	255,019	123,189	131,830
2	313,698	160,520	153,178	42	266,297	128,967	137,330
3	315,667	161,521	154,146	43	280,539	136,361	144,178
4	318,026	162,725	155,301	44	292,645	142,637	150,008
5	319,780	163,619	156,161	45	298,756	145,873	152,883
6	321,087	164,287	156,800	46	296,056	144,578	151,478
7	322,405	164,952	157,453	47	287,070	140,073	146,997
8	323,735	165,625	158,110	48	274,685	133,868	140,817
9	324,637	166,075	158,562	49	264,140	128,665	135,475
10	325,162	166,334	158,828	50	258,636	126,056	132,580
11	325,501	166,495	159,006	51	260,706	127,328	133,378
12	326,138	166,815	159,323	52	267,408	130,990	136,418
13	327,205	167,346	159,859	53	277,185	136,209	140,976
14	328,425	167,956	160,469	54	282,781	139,288	143,493
15	329,732	168,609	161,123	55	276,984	136,544	140,440
16	331,005	169,237	161,768	56	255,675	125,886	129,789
17	333,795	170,660	163,135	57	223,961	109,917	114,044
18	242,067	123,574	118,493	58	187,728	91,640	96,088
19	312,929	160,070	152,859	59	156,544	75,896	80,648
20	335,451	171,631	163,820	60	136,196	65,570	70,626
21	332,858	170,238	162,620	61	131,552	63,119	68,433
22	318,857	162,971	155,886	62	138,316	66,358	71,958
23	303,731	155,140	148,591	63	148,570	71,366	77,204
24	294,152	150,196	143,956	64	155,660	74,733	80,927
25	293,775	150,007	143,768	65	159,218	76,108	83,110
26	302,627	154,593	148,034	66	156,783	74,224	82,559
27	317,177	162,113	155,064	67	150,192	70,126	80,066
28	331,069	169,278	161,791	68	143,101	65,664	77,437
29	342,545	175,140	167,405	69	137,860	62,242	75,618
30	346,705	177,140	169,565	70	133,136	59,441	73,695
31	340,611	173,738	166,873	71	129,463	57,665	71,798
32	327,021	166,379	160,642	72	126,563	56,620	69,943
33	311,712	158,144	153,568	73	123,975	55,925	68,050
34	298,444	150,942	147,502	74	120,616	54,694	65,922
35	286,170	144,045	142,125	75	115,134	51,927	63,207
36	276,148	138,060	138,088	76	107,094	47,269	59,825
37	268,310	133,039	135,271	77	97,768	41,634	56,134
38	259,460	127,427	132,033	78	88,246	35,855	52,391
39	251,296	122,278	129,018	79	79,668	30,839	48,829
				80+	396,375	145,270	251,105
				Total	20,692,733	10,240,457	10,452,276

Age	Total	Male	Female	Age	Total	Male	Female
0	312,284	159,816	152,468	40	251,218	122,227	128,991
1	312,895	160,113	152,782	41	249,095	120,447	128,648
2	313,014	160,170	152,844	42	254,924	123,128	131,796
3	313,648	160,489	153,159	43	266,198	128,903	137,295
4	315,636	161,502	154,134	44	280,433	136,293	144,140
5	318,005	162,711	155,294	45	292,508	142,547	149,961
6	319,756	163,602	156,154	46	298,586	145,762	152,824
7	321,061	164,268	156,793	47	295,887	144,467	151,420
8	322,381	164,935	157,446	48	286,905	139,965	146,940
9	323,710	165,607	158,103	49	274,529	133,766	140,763
10	324,614	166,059	158,555	50	263,939	128,531	135,408
11	325,141	166,319	158,822	51	258,385	125,887	132,498
12	325,482	166,482	159,000	52	260,454	127,158	133,296
13	326,117	166,800	159,317	53	267,149	130,815	136,334
14	327,184	167,332	159,852	54	276,915	136,026	140,889
15	328,394	167,933	160,461	55	282,438	139,053	143,385
16	329,690	168,578	161,112	56	276,577	136,265	140,312
17	330,961	169,204	161,757	57	255,297	125,627	129,670
18	333,752	170,628	163,124	58	223,632	109,692	113,940
19	242,035	123,550	118,485	59	187,454	91,453	96,001
20	312,881	160,034	152,847	60	156,241	75,689	80,552
21	335,392	171,586	163,806	61	135,865	65,344	70,521
22	332,799	170,194	162,605	62	131,232	62,901	68,331
23	318,801	162,928	155,873	63	137,981	66,130	71,851
24	303,677	155,100	148,577	64	148,209	71,120	77,089
25	294,097	150,156	143,941	65	155,119	74,371	80,748
26	293,719	149,967	143,752	66	158,487	75,627	82,860
27	302,569	154,552	148,017	67	156,066	73,755	82,311
28	317,116	162,070	155,046	68	149,509	69,683	79,826
29	331,007	169,234	161,773	69	142,453	65,249	77,204
30	342,477	175,092	167,385	70	136,972	61,693	75,279
31	346,631	177,089	169,542	71	132,007	58,760	73,247
32	340,539	173,689	166,850	72	128,366	57,005	71,361
33	326,952	166,331	160,621	73	125,488	55,972	69,516
34	311,646	158,099	153,547	74	122,920	55,284	67,636
35	298,374	150,894	147,480	75	119,132	53,808	65,324
36	286,096	143,995	142,101	76	113,254	50,826	62,428
37	276,076	138,011	138,065	77	105,356	46,267	59,089
38	268,241	132,993	135,248	78	96,193	40,751	55,442
39	259,392	127,382	132,010	79	86,841	35,095	51,746
				80+	423,929	155,714	268,215
				Total	20,928,385	10,364,550	10,563,835

Age	Total	Male	Female	Age	Total	Male	Female
0	309,643	158,465	151,178	40	259,317	127,332	131,985
1	312,138	159,725	152,413	41	251,131	122,170	128,961
2	312,834	160,077	152,757	42	249,008	120,390	128,618
3	312,968	160,141	152,827	43	254,836	123,071	131,765
4	313,619	160,471	153,148	44	266,106	128,843	137,263
5	315,618	161,490	154,128	45	280,311	136,212	144,099
6	317,982	162,694	155,288	46	292,353	142,444	149,909
7	319,732	163,585	156,147	47	298,428	145,657	152,771
8	321,038	164,252	156,786	48	295,730	144,363	151,367
9	322,358	164,918	157,440	49	286,753	139,864	146,889
10	323,689	165,592	158,097	50	274,335	133,634	140,701
11	324,594	166,045	158,549	51	263,701	128,369	135,332
12	325,124	166,307	158,817	52	258,153	125,728	132,425
13	325,462	166,468	158,994	53	260,218	126,997	133,221
14	326,099	166,787	159,312	54	266,909	130,650	136,259
15	327,155	167,311	159,844	55	276,601	135,809	140,792
16	328,354	167,903	160,451	56	282,050	138,783	143,267
17	329,651	168,548	161,103	57	276,198	136,001	140,197
18	330,921	169,174	161,747	58	254,945	125,383	129,562
19	333,711	170,597	163,114	59	223,325	109,478	113,847
20	242,001	123,524	118,477	60	187,115	91,217	95,898
21	312,830	159,995	152,835	61	155,885	75,442	80,443
22	335,336	171,544	163,792	62	135,557	65,131	70,426
23	332,744	170,152	162,592	63	130,935	62,696	68,239
24	318,749	162,888	155,861	64	137,668	65,914	71,754
25	303,625	155,062	148,563	65	147,726	70,792	76,934
26	294,046	150,119	143,927	66	154,451	73,924	80,527
27	293,667	149,930	143,737	67	157,806	75,172	82,634
28	302,516	154,514	148,002	68	155,398	73,312	82,086
29	317,060	162,030	155,030	69	148,870	69,263	79,607
30	330,945	169,190	161,755	70	141,588	64,700	76,888
31	342,411	175,046	167,365	71	135,876	61,018	74,858
32	346,563	177,042	169,521	72	130,954	58,116	72,838
33	340,472	173,642	166,830	73	127,343	56,381	70,962
34	326,889	166,287	160,602	74	124,488	55,360	69,128
35	311,578	158,052	153,526	75	121,494	54,425	67,069
36	298,303	150,845	147,458	76	117,293	52,713	64,580
37	286,027	143,948	142,079	77	111,510	49,792	61,718
38	276,009	137,965	138,044	78	103,741	45,325	58,416
39	268,177	132,950	135,227	79	94,732	39,922	54,810
				80+	455,352	168,926	286,426
				Total	21,158,828	10,485,994	10,672,834

2040

Age	Total	Male	Female	Age	Total	Male	Female
0	307,290	157,262	150,028	40	268,105	132,901	135,204
1	309,506	158,379	151,127	41	259,233	127,276	131,957
2	312,083	159,692	152,391	42	251,050	122,116	128,934
3	312,790	160,049	152,741	43	248,928	120,337	128,591
4	312,942	160,125	152,817	44	254,755	123,017	131,738
5	313,602	160,459	153,143	45	265,998	128,771	137,227
6	315,596	161,474	154,122	46	280,174	136,120	144,054
7	317,961	162,679	155,282	47	292,209	142,347	149,862
8	319,710	163,569	156,141	48	298,281	145,558	152,723
9	321,017	164,236	156,781	49	295,585	144,265	151,320
10	322,338	164,904	157,434	50	286,563	139,734	146,829
11	323,672	165,580	158,092	51	274,106	133,475	140,631
12	324,576	166,032	158,544	52	263,479	128,215	135,264
13	325,107	166,295	158,812	53	257,938	125,579	132,359
14	325,444	166,455	158,989	54	259,999	126,845	133,154
15	326,072	166,767	159,305	55	266,628	130,453	136,175
16	327,120	167,284	159,836	56	276,246	135,559	140,687
17	328,317	167,875	160,442	57	281,688	138,528	143,160
18	329,614	168,520	161,094	58	275,842	135,750	140,092
19	330,883	169,145	161,738	59	254,619	125,153	129,466
20	333,668	170,564	163,104	60	222,946	109,210	113,736
21	241,965	123,496	118,469	61	186,716	90,935	95,781
22	312,781	159,958	152,823	62	155,553	75,208	80,345
23	335,285	171,504	163,781	63	135,271	64,930	70,341
24	332,694	170,114	162,580	64	130,657	62,502	68,155
25	318,698	162,850	155,848	65	137,249	65,626	71,623
26	303,576	155,026	148,550	66	147,129	70,386	76,743
27	293,998	150,085	143,913	67	153,828	73,502	80,326
28	293,620	149,895	143,725	68	157,169	74,741	82,428
29	302,466	154,478	147,988	69	154,774	72,892	81,882
30	317,005	161,991	155,014	70	148,015	68,707	79,308
31	330,887	169,149	161,738	71	140,516	64,023	76,493
32	342,349	175,002	167,347	72	134,854	60,379	74,475
33	346,500	176,998	169,502	73	129,971	57,507	72,464
34	340,411	173,599	166,812	74	126,390	55,792	70,598
35	326,823	166,241	160,582	75	123,129	54,535	68,594
36	311,509	158,004	153,505	76	119,727	53,363	66,364
37	298,236	150,798	147,438	77	115,583	51,683	63,900
38	285,963	143,904	142,059	78	109,888	48,820	61,068
39	275,948	137,923	138,025	79	102,241	44,440	57,801
				80+	490,898	185,112	305,786
				Total	21,383,952	10,604,652	10,779,300



Age	Total	Male	Female	Age	Total	Male	Female
0	307,109	157,170	149,939	40	275,879	137,875	138,004
1	307,162	157,180	149,982	41	268,023	132,845	135,178
2	309,453	158,347	151,106	42	259,155	127,223	131,932
3	312,044	159,667	152,377	43	250,976	122,066	128,910
4	312,765	160,033	152,732	44	248,854	120,287	128,567
5	312,926	160,114	152,812	45	254,658	122,951	131,707
6	313,582	160,444	153,138	46	265,876	128,688	137,188
7	315,577	161,460	154,117	47	280,046	136,032	144,014
8	317,940	162,664	155,276	48	292,076	142,256	149,820
9	319,690	163,554	156,136	49	298,143	145,464	152,679
10	320,998	164,222	156,776	50	295,402	144,137	151,265
11	322,323	164,893	157,430	51	286,339	139,576	146,763
12	323,655	165,568	158,087	52	273,892	133,324	140,568
13	324,560	166,020	158,540	53	263,272	128,070	135,202
14	325,091	166,284	158,807	54	257,737	125,437	132,300
15	325,419	166,436	158,983	55	259,742	126,663	133,079
16	326,038	166,741	159,297	56	266,307	130,224	136,083
17	327,086	167,257	159,829	57	275,914	135,321	140,593
18	328,282	167,849	160,433	58	281,348	138,285	143,063
19	329,580	168,493	161,087	59	275,510	135,512	139,998
20	330,843	169,114	161,729	60	254,212	124,860	129,352
21	333,620	170,527	163,093	61	222,500	108,889	113,611
22	241,932	123,470	118,462	62	186,343	90,667	95,676
23	312,736	159,923	152,813	63	155,242	74,986	80,256
24	335,237	171,467	163,770	64	135,003	64,739	70,264
25	332,646	170,078	162,568	65	130,282	62,240	68,042
26	318,650	162,814	155,836	66	136,728	65,267	71,461
27	303,529	154,992	148,537	67	146,569	70,000	76,569
28	293,953	150,052	143,901	68	153,244	73,100	80,144
29	293,577	149,863	143,714	69	156,572	74,331	82,241
30	302,417	154,443	147,974	70	153,930	72,329	81,601
31	316,952	161,953	154,999	71	146,952	68,016	78,936
32	330,832	169,110	161,722	72	139,512	63,379	76,133
33	342,292	174,961	167,331	73	133,898	59,773	74,125
34	346,442	176,956	169,486	74	129,052	56,928	72,124
35	340,347	173,554	166,793	75	125,086	54,991	70,095
36	326,755	166,193	160,562	76	121,437	53,509	67,928
37	311,445	157,959	153,486	77	118,078	52,359	65,719
38	298,174	150,754	147,420	78	113,988	50,710	63,278
39	285,904	143,863	142,041	79	108,376	47,901	60,475
				80+	529,769	203,627	326,142
				Total	21,605,485	10,721,279	10,884,206

Age	Total	Male	Female	Age	Total	Male	Female
0	307,386	157,310	150,076	40	285,836	143,815	142,021
1	306,988	157,092	149,896	41	275,802	137,821	137,981
2	307,114	157,150	149,964	42	267,947	132,792	135,155
3	309,415	158,322	151,093	43	259,082	127,173	131,909
4	312,021	159,652	152,369	44	250,907	122,018	128,889
5	312,751	160,023	152,728	45	248,766	120,226	128,540
6	312,907	160,100	152,807	46	254,548	122,875	131,673
7	313,563	160,430	153,133	47	265,762	128,609	137,153
8	315,558	161,446	154,112	48	279,926	135,948	143,978
9	317,922	162,650	155,272	49	291,950	142,168	149,782
10	319,672	163,541	156,131	50	297,970	145,341	152,629
11	320,983	164,211	156,772	51	295,185	143,982	151,203
12	322,308	164,882	157,426	52	286,129	139,425	146,704
13	323,640	165,557	158,083	53	273,691	133,180	140,511
14	324,545	166,009	158,536	54	263,078	127,931	135,147
15	325,068	166,266	158,802	55	257,497	125,264	132,233
16	325,387	166,411	158,976	56	259,449	126,451	132,998
17	326,006	166,716	159,290	57	266,005	130,005	136,000
18	327,054	167,232	159,822	58	275,601	135,093	140,508
19	328,250	167,824	160,426	59	281,028	138,052	142,976
20	329,543	168,464	161,079	60	275,095	135,208	139,887
21	330,798	169,079	161,719	61	253,732	124,508	129,224
22	333,576	170,492	163,084	62	222,080	108,581	113,499
23	241,899	123,444	118,455	63	185,992	90,411	95,581
24	312,696	159,891	152,805	64	154,950	74,774	80,176
25	335,191	171,432	163,759	65	134,637	64,478	70,159
26	332,599	170,043	162,556	66	129,814	61,912	67,902
27	318,604	162,780	155,824	67	136,237	64,923	71,314
28	303,486	154,960	148,526	68	146,043	69,632	76,411
29	293,912	150,021	143,891	69	152,693	72,714	79,979
30	293,533	149,831	143,702	70	155,761	73,778	81,983
31	302,370	154,409	147,961	71	152,876	71,626	81,250
32	316,903	161,917	154,986	72	145,953	67,356	78,597
33	330,780	169,073	161,707	73	138,568	62,763	75,805
34	342,238	174,922	167,316	74	133,000	59,193	73,807
35	346,382	176,912	169,470	75	127,790	56,138	71,652
36	340,281	173,507	166,774	76	123,454	53,988	69,466
37	326,691	166,147	160,544	77	119,853	52,534	67,319
38	311,385	157,916	153,469	78	116,535	51,405	65,130
39	298,116	150,712	147,404	79	112,496	49,786	62,710
				80+	570,337	223,206	347,131
				Total	21,823,576	10,835,859	10,987,717

2043

Age	Total	Male	Female	Age	Total	Male	Female
0	307,496	157,366	150,130	40	298,050	150,664	147,386
1	307,271	157,234	150,037	41	285,761	143,762	141,999
2	306,942	157,063	149,879	42	275,729	137,769	137,960
3	307,079	157,127	149,952	43	267,876	132,741	135,135
4	309,394	158,308	151,086	44	259,014	127,125	131,889
5	312,008	159,643	152,365	45	250,825	121,960	128,865
6	312,733	160,009	152,724	46	248,665	120,155	128,510
7	312,889	160,087	152,802	47	254,446	122,803	131,643
8	313,546	160,417	153,129	48	265,655	128,533	137,122
9	315,540	161,432	154,108	49	279,812	135,868	143,944
10	317,906	162,638	155,268	50	291,792	142,053	149,739
11	319,658	163,531	156,127	51	297,764	145,191	152,573
12	320,970	164,201	156,769	52	294,981	143,833	151,148
13	322,293	164,871	157,422	53	285,931	139,281	146,650
14	323,625	165,546	158,079	54	273,502	133,042	140,460
15	324,524	165,992	158,532	55	262,849	127,763	135,086
16	325,038	166,243	158,795	56	257,222	125,062	132,160
17	325,357	166,387	158,970	57	259,172	126,247	132,925
18	325,976	166,692	159,284	58	265,720	129,795	135,925
19	327,024	167,209	159,815	59	275,306	134,875	140,431
20	328,215	167,796	160,419	60	280,630	137,756	142,874
21	329,502	168,431	161,071	61	274,603	134,841	139,762
22	330,757	169,046	161,711	62	253,280	124,171	129,109
23	333,534	170,459	163,075	63	221,683	108,286	113,397
24	241,869	123,420	118,449	64	185,663	90,167	95,496
25	312,656	159,860	152,796	65	154,551	74,484	80,067
26	335,147	171,398	163,749	66	134,180	64,152	70,028
27	332,555	170,010	162,545	67	129,373	61,598	67,775
28	318,562	162,748	155,814	68	135,775	64,594	71,181
29	303,445	154,929	148,516	69	145,546	69,278	76,268
30	293,871	149,991	143,880	70	151,942	72,192	79,750
31	293,491	149,800	143,691	71	154,746	73,086	81,660
32	302,326	154,377	147,949	72	151,885	70,954	80,931
33	316,857	161,883	154,974	73	145,012	66,725	78,287
34	330,731	169,037	161,694	74	137,681	62,175	75,506
35	342,182	174,881	167,301	75	131,761	58,398	73,363
36	346,319	176,866	169,453	76	126,207	55,147	71,060
37	340,219	173,462	166,757	77	121,926	53,035	68,891
38	326,632	166,104	160,528	78	118,370	51,607	66,763
39	311,328	157,874	153,454	79	115,088	50,497	64,591
				80+	610,585	242,274	368,311
				Total	22,038,026	10,948,307	11,089,719

2044

Age	Total	Male	Female	Age	Total	Male	Female
0	307,288	157,259	150,029	40	311,262	157,826	153,436
1	307,387	157,293	150,094	41	297,976	150,610	147,366
2	307,228	157,207	150,021	42	285,690	143,710	141,980
3	306,909	157,041	149,868	43	275,661	137,720	137,941
4	307,060	157,114	149,946	44	267,810	132,693	135,117
5	309,382	158,299	151,083	45	258,934	127,067	131,867
6	311,991	159,630	152,361	46	250,729	121,891	128,838
7	312,716	159,996	152,720	47	248,572	120,088	128,484
8	312,873	160,075	152,798	48	254,349	122,734	131,615
9	313,529	160,404	153,125	49	265,555	128,461	137,094
10	315,525	161,420	154,105	50	279,669	135,763	143,906
11	317,892	162,628	155,264	51	291,602	141,912	149,690
12	319,646	163,522	156,124	52	297,571	145,048	152,523
13	320,957	164,191	156,766	53	294,789	143,691	151,098
14	322,280	164,861	157,419	54	285,745	139,143	146,602
15	323,604	165,529	158,075	55	273,277	132,874	140,403
16	324,496	165,970	158,526	56	262,584	127,566	135,018
17	325,010	166,221	158,789	57	256,963	124,868	132,095
18	325,329	166,364	158,965	58	258,911	126,052	132,859
19	325,948	166,670	159,278	59	265,452	129,594	135,858
20	326,990	167,182	159,808	60	274,938	134,597	140,341
21	328,177	167,765	160,412	61	280,157	137,398	142,759
22	329,463	168,400	161,063	62	274,140	134,491	139,649
23	330,719	169,015	161,704	63	252,853	123,848	129,005
24	333,495	170,427	163,068	64	221,311	108,005	113,306
25	241,841	123,398	118,443	65	185,210	89,832	95,378
26	312,616	159,830	152,786	66	154,053	74,121	79,932
27	335,106	171,366	163,740	67	133,748	63,839	69,909
28	332,513	169,978	162,535	68	128,956	61,297	67,659
29	318,523	162,718	155,805	69	135,340	64,279	71,061
30	303,406	154,900	148,506	70	144,867	68,798	76,069
31	293,831	149,961	143,870	71	151,001	71,539	79,462
32	293,451	149,770	143,681	72	153,790	72,424	81,366
33	302,284	154,346	147,938	73	150,951	70,312	80,639
34	316,815	161,851	154,964	74	144,125	66,120	78,005
35	330,680	168,999	161,681	75	136,455	61,367	75,088
36	342,124	174,838	167,286	76	130,203	57,400	72,803
37	346,259	176,822	169,437	77	124,724	54,205	70,519
38	340,162	173,420	166,742	78	120,493	52,128	68,365
39	326,577	166,063	160,514	79	116,979	50,725	66,254
				80+	649,188	259,820	389,368
				Total	22,248,665	11,058,599	11,190,066

2045

Age	Total	Male	Female	Age	Total	Male	Female
0	306,980	157,102	149,878	40	326,513	166,015	160,498
1	307,186	157,190	149,996	41	311,189	157,772	153,417
2	307,346	157,266	150,080	42	297,907	150,559	147,348
3	307,197	157,186	150,011	43	285,624	143,661	141,963
4	306,892	157,029	149,863	44	275,597	137,673	137,924
5	307,049	157,106	149,943	45	267,730	132,634	135,096
6	309,366	158,287	151,079	46	258,842	126,999	131,843
7	311,975	159,617	152,358	47	250,640	121,826	128,814
8	312,700	159,984	152,716	48	248,483	120,023	128,460
9	312,858	160,063	152,795	49	254,259	122,668	131,591
10	313,514	160,393	153,121	50	265,428	128,367	137,061
11	315,514	161,411	154,103	51	279,499	135,635	143,864
12	317,880	162,619	155,261	52	291,423	141,778	149,645
13	319,633	163,512	156,121	53	297,390	144,911	152,479
14	320,944	164,181	156,763	54	294,608	143,555	151,053
15	322,262	164,847	157,415	55	285,523	138,975	146,548
16	323,577	165,507	158,070	56	273,017	132,677	140,340
17	324,470	165,949	158,521	57	262,334	127,377	134,957
18	324,983	166,199	158,784	58	256,718	124,682	132,036
19	325,302	166,343	158,959	59	258,665	125,865	132,800
20	325,918	166,645	159,273	60	265,117	129,338	135,779
21	326,954	167,153	159,801	61	274,502	134,262	140,240
22	328,141	167,735	160,406	62	279,711	137,056	142,655
23	329,427	168,371	161,056	63	273,703	134,155	139,548
24	330,682	168,985	161,697	64	252,451	123,540	128,911
25	333,459	170,398	163,061	65	220,799	107,619	113,180
26	241,813	123,376	118,437	66	184,642	89,411	95,231
27	312,580	159,802	152,778	67	153,581	73,772	79,809
28	335,067	171,336	163,731	68	133,341	63,540	69,801
29	332,473	169,947	162,526	69	128,563	61,009	67,554
30	318,485	162,689	155,796	70	134,742	63,850	70,892
31	303,368	154,871	148,497	71	144,014	68,196	75,818
32	293,793	149,932	143,861	72	150,114	70,914	79,200
33	293,414	149,742	143,672	73	152,889	71,791	81,098
34	302,245	154,317	147,928	74	150,070	69,697	80,373
35	316,770	161,817	154,953	75	142,896	65,289	77,607
36	330,627	168,959	161,668	76	134,911	60,351	74,560
37	342,070	174,797	167,273	77	128,741	56,450	72,291
38	346,204	176,781	169,423	78	123,331	53,308	70,023
39	340,107	173,379	166,728	79	119,149	51,265	67,884
				80+	685,747	275,597	410,150
				Total	22,455,628	11,166,885	11,288,743

Age	Total	Male	Female	Age	Total	Male	Female
0	307,031	157,128	149,903	40	340,043	173,331	166,712
1	306,882	157,035	149,847	41	326,442	165,961	160,481
2	307,148	157,165	149,983	42	311,120	157,720	153,400
3	307,316	157,245	150,071	43	297,841	150,510	147,331
4	307,180	157,175	150,005	44	285,561	143,614	141,947
5	306,881	157,020	149,861	45	275,521	137,615	137,906
6	307,035	157,095	149,940	46	267,638	132,565	135,073
7	309,351	158,276	151,075	47	258,754	126,934	131,820
8	311,960	159,605	152,355	48	250,555	121,763	128,792
9	312,685	159,972	152,713	49	248,400	119,961	128,439
10	312,845	160,053	152,792	50	254,142	122,580	131,562
11	313,503	160,384	153,119	51	265,275	128,251	137,024
12	315,502	161,402	154,100	52	279,337	135,512	143,825
13	317,868	162,610	155,258	53	291,255	141,649	149,606
14	319,622	163,503	156,119	54	297,216	144,779	152,437
15	320,925	164,166	156,759	55	294,391	143,388	151,003
16	322,238	164,827	157,411	56	285,264	138,776	146,488
17	323,552	165,487	158,065	57	272,770	132,487	140,283
18	324,444	165,928	158,516	58	262,097	127,195	134,902
19	324,959	166,179	158,780	59	256,484	124,503	131,981
20	325,273	166,319	158,954	60	258,355	125,625	132,730
21	325,884	166,617	159,267	61	264,717	129,027	135,690
22	326,920	167,125	159,795	62	274,086	133,939	140,147
23	328,107	167,707	160,400	63	279,287	136,727	142,560
24	329,393	168,343	161,050	64	273,288	133,832	139,456
25	330,647	168,957	161,690	65	251,892	123,113	128,779
26	333,423	170,369	163,054	66	220,150	107,130	113,020
27	241,786	123,355	118,431	67	184,101	89,005	95,096
28	312,545	159,775	152,770	68	153,133	73,437	79,696
29	335,031	171,307	163,724	69	132,953	63,251	69,702
30	332,434	169,917	162,517	70	128,019	60,614	67,405
31	318,448	162,661	155,787	71	133,984	63,308	70,676
32	303,331	154,842	148,489	72	143,204	67,617	75,587
33	293,758	149,906	143,852	73	149,271	70,313	78,958
34	293,378	149,714	143,664	74	152,033	71,182	80,851
35	302,204	154,286	147,918	75	148,836	68,844	79,992
36	316,722	161,781	154,941	76	141,336	64,237	77,099
37	330,578	168,921	161,657	77	133,451	59,379	74,072
38	342,018	174,758	167,260	78	127,359	55,541	71,818
39	346,152	176,741	169,411	79	122,014	52,450	69,564
				80+	720,747	290,103	430,644
				Total	22,659,281	11,273,424	11,385,857

2047

Age	Total	Male	Female	Age	Total	Male	Female
0	307,319	157,276	150,043	40	346,091	176,694	169,397
1	306,937	157,063	149,874	41	339,971	173,276	166,695
2	306,845	157,010	149,835	42	326,372	165,908	160,464
3	307,120	157,146	149,974	43	311,055	157,670	153,385
4	307,301	157,234	150,067	44	297,778	150,462	147,316
5	307,170	157,167	150,003	45	285,485	143,556	141,929
6	306,867	157,009	149,858	46	275,430	137,546	137,884
7	307,019	157,083	149,936	47	267,551	132,499	135,052
8	309,337	158,265	151,072	48	258,669	126,870	131,799
9	311,946	159,594	152,352	49	250,475	121,702	128,773
10	312,673	159,962	152,711	50	248,292	119,879	128,413
11	312,834	160,044	152,790	51	254,001	122,472	131,529
12	313,492	160,376	153,116	52	265,128	128,138	136,990
13	315,491	161,393	154,098	53	279,182	135,393	143,789
14	317,856	162,601	155,255	54	291,094	141,524	149,570
15	319,605	163,489	156,116	55	297,004	144,615	152,389
16	320,902	164,147	156,755	56	294,135	143,189	150,946
17	322,214	164,807	157,407	57	285,016	138,583	146,433
18	323,529	165,468	158,061	58	272,533	132,303	140,230
19	324,419	165,908	158,511	59	261,869	127,018	134,851
20	324,932	166,156	158,776	60	256,189	124,272	131,917
21	325,240	166,292	158,948	61	257,981	125,332	132,649
22	325,851	166,590	159,261	62	264,333	128,726	135,607
23	326,888	167,098	159,790	63	273,688	133,626	140,062
24	328,075	167,680	160,395	64	278,880	136,408	142,472
25	329,360	168,316	161,044	65	272,706	133,382	139,324
26	330,612	168,930	161,682	66	251,178	122,568	128,610
27	333,389	170,341	163,048	67	219,528	106,657	112,871
28	241,760	123,335	118,425	68	183,582	88,611	94,971
29	312,512	159,749	152,763	69	152,704	73,113	79,591
30	334,995	171,278	163,717	70	132,410	62,851	69,559
31	332,396	169,888	162,508	71	127,325	60,112	67,213
32	318,412	162,633	155,779	72	133,259	62,784	70,475
33	303,296	154,815	148,481	73	142,428	67,057	75,371
34	293,724	149,880	143,844	74	148,465	69,731	78,734
35	293,340	149,685	143,655	75	150,822	70,331	80,491
36	302,160	154,252	147,908	76	147,260	67,760	79,500
37	316,676	161,746	154,930	77	139,850	63,225	76,625
38	330,532	168,885	161,647	78	132,061	58,444	73,617
39	341,968	174,720	167,248	79	126,043	54,667	71,376
				80+	754,984	304,079	450,905
				Total	22,859,801	11,378,344	11,481,457



Age	Total	Male	Female	Age	Total	Male	Female
0	307,688	157,465	150,223	40	341,910	174,675	167,235
1	307,229	157,213	150,016	41	346,021	176,640	169,381
2	306,901	157,039	149,862	42	339,903	173,223	166,680
3	306,819	156,991	149,828	43	326,306	165,857	160,449
4	307,104	157,135	149,969	44	310,992	157,622	153,370
5	307,292	157,227	150,065	45	297,701	150,402	147,299
6	307,156	157,156	150,000	46	285,396	143,487	141,909
7	306,854	156,998	149,856	47	275,343	137,479	137,864
8	307,006	157,073	149,933	48	267,467	132,435	135,032
9	309,323	158,254	151,069	49	258,588	126,808	131,780
10	311,933	159,584	152,349	50	250,372	121,622	128,750
11	312,663	159,954	152,709	51	248,159	119,776	128,383
12	312,824	160,036	152,788	52	253,866	122,367	131,499
13	313,481	160,367	153,114	53	264,988	128,029	136,959
14	315,481	161,385	154,096	54	279,034	135,278	143,756
15	317,839	162,587	155,252	55	290,895	141,368	149,527
16	319,583	163,471	156,112	56	296,756	144,420	152,336
17	320,879	164,128	156,751	57	293,890	142,996	150,894
18	322,191	164,788	157,403	58	284,778	138,396	146,382
19	323,506	165,449	158,057	59	272,306	132,125	140,181
20	324,393	165,886	158,507	60	261,579	126,789	134,790
21	324,901	166,130	158,771	61	255,833	123,990	131,843
22	325,209	166,266	158,943	62	257,622	125,048	132,574
23	325,820	166,564	159,256	63	263,964	128,434	135,530
24	326,857	167,072	159,785	64	273,306	133,323	139,983
25	328,044	167,654	160,390	65	278,309	135,962	142,347
26	329,327	168,290	161,037	66	271,962	132,808	139,154
27	330,578	168,903	161,675	67	250,493	122,040	128,453
28	333,356	170,314	163,042	68	218,932	106,199	112,733
29	241,736	123,316	118,420	69	183,084	88,229	94,855
30	312,479	159,723	152,756	70	152,101	72,662	79,439
31	334,959	171,250	163,709	71	131,718	62,344	69,374
32	332,359	169,859	162,500	72	126,660	59,626	67,034
33	318,378	162,606	155,772	73	132,565	62,277	70,288
34	303,263	154,789	148,474	74	141,685	66,515	75,170
35	293,688	149,853	143,835	75	147,321	68,916	78,405
36	293,299	149,653	143,646	76	149,275	69,248	80,027
37	302,119	154,220	147,899	77	145,758	66,717	79,041
38	316,632	161,712	154,920	78	138,434	62,252	76,182
39	330,487	168,850	161,637	79	130,735	57,544	73,191
				80+	789,675	318,562	471,113
				Total	23,057,318	11,481,700	11,575,618



Age	Total	Male	Female	Age	Total	Male	Female
0	308,438	157,850	150,588	40	330,435	168,809	161,626
1	307,601	157,403	150,198	41	341,843	174,623	167,220
2	307,195	157,190	150,005	42	345,954	176,588	169,366
3	306,876	157,021	149,855	43	339,837	173,171	166,666
4	306,804	156,980	149,824	44	326,243	165,808	160,435
5	307,095	157,128	149,967	45	310,915	157,562	153,353
6	307,279	157,217	150,062	46	297,611	150,331	147,280
7	307,144	157,146	149,998	47	285,310	143,420	141,890
8	306,840	156,987	149,853	48	275,260	137,414	137,846
9	306,994	157,063	149,931	49	267,387	132,373	135,014
10	309,311	158,244	151,067	50	258,484	126,727	131,757
11	311,924	159,577	152,347	51	250,244	121,521	128,723
12	312,653	159,946	152,707	52	248,033	119,677	128,356
13	312,814	160,028	152,786	53	253,738	122,266	131,472
14	313,470	160,359	153,111	54	264,853	127,923	136,930
15	315,464	161,371	154,093	55	278,852	135,134	143,718
16	317,819	162,570	155,249	56	290,662	141,183	149,479
17	319,562	163,453	156,109	57	296,518	144,231	152,287
18	320,856	164,109	156,747	58	293,653	142,808	150,845
19	322,170	164,770	157,400	59	284,550	138,215	146,335
20	323,481	165,428	158,053	60	272,016	131,894	140,122
21	324,363	165,861	158,502	61	261,229	126,509	134,720
22	324,871	166,105	158,766	62	255,493	123,718	131,775
23	325,180	166,241	158,939	63	257,277	124,772	132,505
24	325,790	166,539	159,251	64	263,612	128,152	135,460
25	326,827	167,047	159,780	65	272,766	132,898	139,868
26	328,013	167,629	160,384	66	277,579	135,393	142,186
27	329,296	168,265	161,031	67	271,248	132,252	138,996
28	330,547	168,877	161,670	68	249,836	121,528	128,308
29	333,323	170,288	163,035	69	218,360	105,755	112,605
30	241,713	123,297	118,416	70	182,383	87,698	94,685
31	312,446	159,697	152,749	71	151,331	72,089	79,242
32	334,924	171,223	163,701	72	131,055	61,853	69,202
33	332,324	169,831	162,493	73	126,023	59,156	66,867
34	318,345	162,580	155,765	74	131,900	61,786	70,114
35	303,227	154,761	148,466	75	140,631	65,755	74,876
36	293,650	149,823	143,827	76	145,858	67,879	77,979
37	293,261	149,623	143,638	77	147,799	68,206	79,593
38	302,079	154,189	147,890	78	144,324	65,712	78,612
39	316,590	161,679	154,911	79	137,084	61,315	75,769
				80+	825,420	334,117	491,303
				Total	23,252,165	11,583,616	11,668,549

2050

Age	Total	Male	Female	Age	Total	Male	Female
0	308,828	158,051	150,777	40	316,542	161,641	154,901
1	308,354	157,789	150,565	41	330,373	168,760	161,613
2	307,569	157,381	150,188	42	341,779	174,573	167,206
3	307,170	157,172	149,998	43	345,891	176,538	169,353
4	306,862	157,011	149,851	44	339,774	173,121	166,653
5	306,795	156,973	149,822	45	326,165	165,747	160,418
6	307,083	157,118	149,965	46	310,825	157,490	153,335
7	307,267	157,207	150,060	47	297,525	150,263	147,262
8	307,131	157,136	149,995	48	285,227	143,355	141,872
9	306,828	156,977	149,851	49	275,180	137,351	137,829
10	306,983	157,054	149,929	50	267,284	132,291	134,993
11	309,301	158,236	151,065	51	258,357	126,625	131,732
12	311,914	159,569	152,345	52	250,122	121,424	128,698
13	312,644	159,939	152,705	53	247,912	119,581	128,331
14	312,804	160,020	152,784	54	253,615	122,168	131,447
15	313,456	160,347	153,109	55	264,687	127,791	136,896
16	315,444	161,354	154,090	56	278,637	134,962	143,675
17	317,798	162,552	155,246	57	290,439	141,004	149,435
18	319,541	163,436	156,105	58	296,289	144,047	152,242
19	320,835	164,091	156,744	59	293,426	142,626	150,800
20	322,146	164,750	157,396	60	284,259	137,980	146,279
21	323,453	165,404	158,049	61	271,666	131,612	140,054
22	324,335	165,837	158,498	62	260,895	126,239	134,656
23	324,843	166,081	158,762	63	255,164	123,453	131,711
24	325,152	166,217	158,935	64	256,948	124,506	132,442
25	325,761	166,515	159,246	65	263,112	127,755	135,357
26	326,797	167,022	159,775	66	272,078	132,356	139,722
27	327,983	167,605	160,378	67	276,877	134,841	142,036
28	329,266	168,240	161,026	68	270,562	131,713	138,849
29	330,517	168,853	161,664	69	249,206	121,033	128,173
30	333,291	170,262	163,029	70	217,553	105,135	112,418
31	241,689	123,278	118,411	71	181,488	87,023	94,465
32	312,416	159,673	152,743	72	150,593	71,535	79,058
33	334,890	171,196	163,694	73	130,418	61,377	69,041
34	332,291	169,805	162,486	74	125,414	58,701	66,713
35	318,309	162,551	155,758	75	130,953	61,097	69,856
36	303,189	154,731	148,458	76	139,282	64,787	74,495
37	293,613	149,794	143,819	77	144,461	66,880	77,581
38	293,224	149,594	143,630	78	146,389	67,202	79,187
39	302,042	154,159	147,883	79	142,955	64,744	78,211
				80+	863,692	351,462	512,230
				Total	23,443,828	11,683,769	11,760,059

Infants (0-1 yers)	308,828	1.3
Young children (1-4)	1,229,955	5.2
School age children (6-18 years)	4,048,194	17.3
Primary (6-12 years)	2,156,507	9.2
Secondary (13-18)	1,891,687	8.1
Working age population (15-60)	14,066,589	60
Reproductive age women W(15-49)	5,429,376	46.2
Ageing index		80.1



# **Appendix C4**

**Population according to rapid fertility decline**



2019

Age	Total	Male	Female	Age	Total	Male	Female
0	311,246	159,377	151,869	40	193,202	94,914	98,288
1	314,325	160,932	153,393	41	161,437	78,811	82,625
2	312,672	160,041	152,631	42	140,832	68,332	72,500
3	308,145	157,668	150,477	43	136,511	66,075	70,436
4	302,597	154,774	147,823	44	144,074	69,802	74,272
5	297,999	152,381	145,617	45	155,333	75,425	79,908
6	296,206	151,453	144,753	46	163,340	79,348	83,992
7	298,730	152,772	145,958	47	167,901	81,325	86,577
8	306,505	156,819	149,687	48	166,408	79,974	86,434
9	318,743	163,175	155,568	49	160,508	76,228	84,280
10	332,815	170,460	162,355	50	153,930	71,983	81,947
11	344,482	176,452	168,030	51	149,166	68,756	80,410
12	348,817	178,571	170,246	52	145,294	66,377	78,916
13	342,846	175,255	167,591	53	142,923	65,317	77,606
14	329,344	167,947	161,397	54	141,464	65,093	76,372
15	314,056	159,725	154,332	55	140,340	65,265	75,075
16	300,770	152,495	148,275	56	138,256	64,766	73,490
17	288,487	145,582	142,906	57	134,259	62,764	71,495
18	278,476	139,587	138,888	58	127,673	58,687	68,986
19	270,689	134,582	136,107	59	119,272	53,177	66,095
20	261,834	128,946	132,887	60	110,064	47,074	62,990
21	253,631	123,754	129,877	61	101,476	41,562	59,914
22	251,561	121,990	129,571	62	94,265	37,262	57,003
23	257,540	124,752	132,789	63	89,147	34,763	54,384
24	269,026	130,645	138,381	64	85,557	33,592	51,965
25	283,517	138,188	145,329	65	82,446	32,832	49,614
26	295,860	144,611	151,249	66	78,882	31,736	47,147
27	302,186	147,973	154,214	67	74,817	30,328	44,490
28	299,644	146,774	152,871	68	69,909	28,343	41,566
29	290,747	142,314	148,433	69	64,440	25,965	38,475
30	278,392	136,120	142,272	70	59,136	23,661	35,475
31	267,888	130,930	136,958	71	54,296	21,650	32,646
32	262,550	128,417	134,133	72	49,575	19,724	29,851
33	264,985	129,913	135,072	73	45,017	17,915	27,102
34	272,162	133,857	138,305	74	40,744	16,251	24,493
35	282,504	139,419	143,084	75	36,906	14,761	22,145
36	288,593	142,796	145,797	76	33,643	13,471	20,172
37	283,174	140,279	142,895	77	31,073	12,413	18,661
38	261,945	129,663	132,282	78	29,290	11,614	17,675
39	229,978	113,530	116,448	79	28,360	11,107	17,253
				80+	161,834	60,272	101,562
				Total	16,078,666	7,823,634	8,255,032

2020

Age	Total	Male	Female	Age	Total	Male	Female
0	330,780	169,252	161,528	40	229,612	113,320	116,292
1	243,020	124,159	118,861	41	192,837	94,713	98,124
2	314,061	160,790	153,271	42	161,133	78,645	82,488
3	336,603	172,382	164,221	43	140,566	68,187	72,379
4	333,990	170,994	162,996	44	136,254	65,936	70,318
5	319,966	163,720	156,246	45	143,749	69,625	74,124
6	304,839	155,892	148,947	46	154,921	75,200	79,721
7	295,285	150,964	144,321	47	162,905	79,112	83,793
8	294,977	150,825	144,152	48	167,455	81,081	86,374
9	303,929	155,478	148,451	49	165,966	79,735	86,231
10	318,640	163,110	155,530	50	159,947	75,925	84,022
11	332,713	170,398	162,315	51	153,245	71,614	81,631
12	344,379	176,389	167,990	52	148,504	68,404	80,100
13	348,711	178,506	170,205	53	144,648	66,036	78,612
14	342,741	175,191	167,550	54	142,289	64,983	77,306
15	329,192	167,848	161,344	55	140,722	64,698	76,024
16	313,853	159,587	154,266	56	139,472	64,799	74,673
17	300,574	152,364	148,210	57	137,402	64,305	73,097
18	288,301	145,456	142,845	58	133,428	62,316	71,112
19	278,296	139,468	138,828	59	126,886	58,270	68,616
20	270,478	134,442	136,036	60	118,309	52,679	65,630
21	261,587	128,785	132,802	61	108,936	46,511	62,425
22	253,396	123,601	129,795	62	100,442	41,066	59,376
23	251,326	121,838	129,488	63	93,310	36,817	56,493
24	257,300	124,595	132,705	64	88,243	34,347	53,896
25	268,766	130,482	138,284	65	84,399	33,066	51,333
26	283,230	138,014	145,216	66	81,014	32,182	48,832
27	295,561	144,429	151,132	67	77,512	31,108	46,404
28	301,880	147,785	154,095	68	73,516	29,727	43,789
29	299,340	146,589	152,751	69	68,693	27,782	40,911
30	290,438	142,125	148,313	70	62,947	25,298	37,649
31	278,077	135,927	142,150	71	57,160	22,770	34,390
32	267,587	130,746	136,841	72	52,136	20,627	31,509
33	262,253	128,235	134,018	73	47,689	18,848	28,841
34	264,686	129,729	134,957	74	43,871	17,448	26,423
35	271,828	133,655	138,173	75	40,114	16,133	23,981
36	282,127	139,193	142,934	76	36,658	14,917	21,741
37	288,209	142,565	145,644	77	33,739	13,815	19,924
38	282,795	140,052	142,743	78	30,634	12,439	18,195
39	261,595	129,453	132,142	79	27,114	10,605	16,509
				80+	161,722	59,542	102,180
				Total	16,337,408	7,959,644	8,377,764



2021

Age	Total	Male	Female	Age	Total	Male	Female
0	318,523	162,966	155,557	40	261,224	129,240	131,984
1	330,220	168,948	161,272	41	229,226	113,107	116,119
2	242,834	124,060	118,774	42	192,513	94,534	97,979
3	313,866	160,679	153,187	43	160,863	78,497	82,366
4	336,437	172,288	164,149	44	140,330	68,059	72,271
5	333,865	170,920	162,945	45	135,981	65,787	70,194
6	319,869	163,657	156,212	46	143,406	69,438	73,968
7	304,745	155,831	148,914	47	154,553	74,999	79,554
8	295,195	150,906	144,289	48	162,518	78,900	83,618
9	294,887	150,767	144,120	49	167,057	80,864	86,193
10	303,841	155,422	148,419	50	165,443	79,447	85,996
11	318,553	163,057	155,496	51	159,310	75,576	83,734
12	332,624	170,344	162,280	52	152,636	71,285	81,351
13	344,286	176,332	167,954	53	147,915	68,089	79,826
14	348,617	178,448	170,169	54	144,074	65,732	78,342
15	342,598	175,098	167,500	55	141,617	64,626	76,991
16	329,003	167,720	161,283	56	139,942	64,281	75,661
17	313,672	159,465	154,207	57	138,697	64,381	74,316
18	300,402	152,248	148,154	58	136,638	63,891	72,747
19	288,135	145,345	142,790	59	132,686	61,914	70,772
20	278,102	139,339	138,763	60	125,955	57,772	68,183
21	270,255	134,295	135,960	61	117,215	52,110	65,105
22	261,371	128,643	132,728	62	107,934	46,008	61,926
23	253,187	123,465	129,722	63	99,523	40,622	58,901
24	251,119	121,704	129,415	64	92,459	36,418	56,041
25	257,081	124,458	132,623	65	87,161	33,856	53,305
26	268,526	130,337	138,189	66	83,074	32,468	50,606
27	282,976	137,860	145,116	67	79,741	31,601	48,140
28	295,298	144,269	151,029	68	76,292	30,546	45,746
29	301,610	147,620	153,990	69	72,359	29,190	43,169
30	299,058	146,417	152,641	70	67,237	27,124	40,113
31	290,149	141,949	148,200	71	61,243	24,547	36,696
32	277,800	135,758	142,042	72	55,613	22,094	33,519
33	267,321	130,584	136,737	73	50,726	20,015	30,711
34	261,991	128,075	133,916	74	46,400	18,289	28,111
35	264,399	129,556	134,843	75	42,259	16,754	25,505
36	271,506	133,463	138,043	76	38,216	15,316	22,900
37	281,795	138,994	142,801	77	34,922	14,161	20,761
38	287,868	142,361	145,507	78	32,142	13,115	19,027
39	282,460	139,851	142,609	79	29,184	11,809	17,375
				80+	164,580	60,840	103,740
				Total	16,586,908	8,090,801	8,496,107

2022

Age	Total	Male	Female	Age	Total	Male	Female
0	307,955	157,564	150,391	40	282,094	139,640	142,454
1	318,020	162,692	155,328	41	260,824	129,017	131,807
2	329,987	168,824	161,163	42	228,874	112,912	115,962
3	242,695	123,981	118,714	43	192,219	94,371	97,848
4	313,726	160,600	153,126	44	160,616	78,361	82,255
5	336,325	172,221	164,104	45	140,072	67,917	72,155
6	333,771	170,859	162,912	46	135,684	65,624	70,060
7	319,779	163,599	156,180	47	143,094	69,267	73,827
8	304,659	155,775	148,884	48	154,217	74,814	79,403
9	295,112	150,852	144,260	49	162,162	78,704	83,458
10	294,809	150,718	144,091	50	166,575	80,595	85,980
11	303,766	155,376	148,390	51	164,838	79,110	85,728
12	318,475	163,009	155,466	52	158,729	75,255	83,474
13	332,541	170,293	162,248	53	152,079	70,982	81,097
14	344,201	176,280	167,921	54	147,378	67,800	79,578
15	348,484	178,361	170,123	55	143,448	65,397	78,051
16	342,419	174,976	167,443	56	140,895	64,239	76,656
17	328,830	167,603	161,227	57	139,227	63,896	75,331
18	313,508	159,354	154,154	58	137,987	63,995	73,992
19	300,245	152,142	148,103	59	135,938	63,508	72,430
20	287,951	145,222	142,729	60	131,788	61,423	70,365
21	277,893	139,200	138,693	61	124,879	57,192	67,687
22	270,051	134,160	135,891	62	116,217	51,586	64,631
23	261,175	128,514	132,661	63	107,020	45,545	61,475
24	252,997	123,341	129,656	64	98,685	40,214	58,471
25	250,925	121,582	129,343	65	91,412	35,932	55,480
26	256,873	124,332	132,541	66	85,897	33,284	52,613
27	268,307	130,204	138,103	67	81,868	31,920	49,948
28	282,747	137,721	145,026	68	78,581	31,067	47,514
29	295,059	144,123	150,936	69	75,182	30,030	45,152
30	301,351	147,462	153,889	70	70,934	28,541	42,393
31	298,787	146,251	152,536	71	65,542	26,367	39,175
32	289,887	141,789	148,098	72	59,700	23,862	35,838
33	277,548	135,604	141,944	73	54,212	21,477	32,735
34	267,080	130,437	136,643	74	49,449	19,456	29,993
35	261,732	127,919	133,813	75	44,807	17,602	27,205
36	264,114	129,386	134,728	76	40,387	15,952	24,435
37	271,214	133,289	137,925	77	36,522	14,582	21,940
38	281,492	138,812	142,680	78	33,372	13,482	19,890
39	287,557	142,174	145,383	79	30,717	12,487	18,230
				80+	169,159	63,127	106,032
				Total	16,827,327	8,217,133	8,610,194

2023

Age	Total	Male	Female	Age	Total	Male	Female
0	297,244	152,088	145,156	40	287,218	141,978	145,240
1	307,504	157,318	150,186	41	281,698	139,418	142,280
2	317,814	162,582	155,232	42	260,458	128,812	131,646
3	329,813	168,725	161,088	43	228,554	112,733	115,821
4	242,597	123,926	118,671	44	191,951	94,222	97,729
5	313,632	160,544	153,088	45	160,345	78,210	82,135
6	336,238	172,164	164,074	46	139,792	67,762	72,030
7	333,685	170,803	162,882	47	135,414	65,475	69,939
8	319,696	163,545	156,151	48	142,808	69,109	73,699
9	304,580	155,724	148,856	49	153,908	74,643	79,265
10	295,041	150,807	144,234	50	161,733	78,463	83,270
11	294,742	150,677	144,065	51	166,015	80,278	85,737
12	303,698	155,334	148,364	52	164,285	78,800	85,485
13	318,402	162,964	155,438	53	158,199	74,960	83,239
14	332,467	170,247	162,220	54	151,570	70,703	80,867
15	344,082	176,202	167,880	55	146,790	67,480	79,310
16	348,316	178,247	170,069	56	142,774	65,033	77,741
17	342,255	174,864	167,391	57	140,232	63,881	76,351
18	328,672	167,496	161,176	58	138,573	63,541	75,032
19	313,358	159,252	154,106	59	137,337	63,639	73,698
20	300,073	152,026	148,047	60	135,090	63,039	72,051
21	287,752	145,089	142,663	61	130,748	60,850	69,898
22	277,703	139,073	138,630	62	123,897	56,658	67,239
23	269,866	134,037	135,829	63	115,307	51,105	64,202
24	260,998	128,397	132,601	64	106,187	45,119	61,068
25	252,817	123,227	129,590	65	97,648	39,713	57,935
26	250,740	121,470	129,270	66	90,184	35,365	54,819
27	256,684	124,217	132,467	67	84,744	32,758	51,986
28	268,110	130,084	138,026	68	80,769	31,416	49,353
29	282,538	137,593	144,945	69	77,525	30,577	46,948
30	294,829	143,983	150,846	70	73,807	29,403	44,404
31	301,103	147,310	153,793	71	69,270	27,792	41,478
32	298,542	146,101	152,441	72	64,003	25,674	38,329
33	289,648	141,643	148,005	73	58,299	23,235	35,064
34	277,321	135,465	141,856	74	52,941	20,913	32,028
35	266,839	130,292	136,547	75	47,862	18,767	29,095
36	261,476	127,766	133,710	76	42,948	16,804	26,144
37	263,855	129,232	134,623	77	38,710	15,228	23,482
38	270,947	133,129	137,818	78	35,005	13,921	21,084
39	281,216	138,646	142,570	79	31,986	12,872	19,114
				80+	174,751	65,796	108,955
				Total	17,058,228	8,338,434	8,719,794

2024

Age	Total	Male	Female	Age	Total	Male	Female
0	286,464	146,577	139,887	40	280,913	138,470	142,443
1	296,840	151,867	144,973	41	286,850	141,771	145,079
2	307,319	157,219	150,100	42	281,338	139,215	142,123
3	317,660	162,494	155,166	43	260,125	128,624	131,501
4	329,693	168,658	161,035	44	228,262	112,569	115,693
5	242,532	123,887	118,645	45	191,655	94,056	97,599
6	313,557	160,495	153,062	46	160,050	78,045	82,005
7	336,158	172,112	164,046	47	139,537	67,620	71,917
8	333,607	170,752	162,855	48	135,166	65,337	69,829
9	319,619	163,495	156,124	49	142,547	68,964	73,583
10	304,513	155,681	148,832	50	153,534	74,431	79,103
11	294,979	150,769	144,210	51	161,234	78,178	83,056
12	294,682	150,640	144,042	52	165,504	79,987	85,517
13	303,635	155,295	148,340	53	163,780	78,515	85,265
14	318,336	162,923	155,413	54	157,713	74,688	83,025
15	332,362	170,178	162,184	55	151,013	70,394	80,619
16	343,931	176,099	167,832	56	146,154	67,131	79,023
17	348,164	178,143	170,021	57	142,156	64,697	77,459
18	342,105	174,762	167,343	58	139,625	63,550	76,075
19	328,528	167,398	161,130	59	137,973	63,213	74,760
20	313,194	159,141	154,053	60	136,550	63,203	73,347
21	299,885	151,899	147,986	61	134,108	62,492	71,616
22	287,572	144,968	142,604	62	129,798	60,322	69,476
23	277,530	138,957	138,573	63	123,001	56,167	66,834
24	269,698	133,925	135,773	64	114,475	50,661	63,814
25	260,831	128,290	132,541	65	105,152	44,595	60,557
26	252,647	123,123	129,524	66	96,429	39,127	57,302
27	250,573	121,368	129,205	67	89,063	34,843	54,220
28	256,512	124,112	132,400	68	83,692	32,274	51,418
29	267,930	129,974	137,956	69	79,767	30,953	48,814
30	282,338	137,471	144,867	70	76,210	29,978	46,232
31	294,609	143,849	150,760	71	72,196	28,677	43,519
32	300,878	147,172	153,706	72	67,755	27,105	40,650
33	298,319	145,964	152,355	73	62,604	25,039	37,565
34	289,432	141,511	147,921	74	57,025	22,661	34,364
35	277,094	135,328	141,766	75	51,352	20,213	31,139
36	266,600	130,149	136,451	76	46,002	17,963	28,039
37	261,243	127,627	133,616	77	41,278	16,083	25,195
38	263,619	129,091	134,528	78	37,205	14,575	22,630
39	270,705	132,984	137,721	79	33,644	13,325	20,319
				80+	180,993	68,534	112,459
				Total	17,279,321	8,454,592	8,824,729

2025

Age	Total	Male	Female	Age	Total	Male	Female
0	275,653	141,050	134,603	40	270,439	132,830	137,609
1	286,102	146,378	139,724	41	280,585	138,285	142,300
2	296,675	151,779	144,896	42	286,516	141,582	144,934
3	307,182	157,141	150,041	43	281,010	139,029	141,981
4	317,555	162,435	155,120	44	259,820	128,451	131,369
5	329,614	168,611	161,003	45	227,939	112,386	115,553
6	242,479	123,852	118,627	46	191,333	93,874	97,459
7	313,488	160,450	153,038	47	159,781	77,893	81,888
8	336,085	172,064	164,021	48	139,303	67,489	71,814
9	333,534	170,704	162,830	49	134,939	65,210	69,729
10	319,554	163,454	156,100	50	142,229	68,783	73,446
11	304,455	155,645	148,810	51	153,101	74,182	78,919
12	294,924	150,735	144,189	52	160,778	77,916	82,862
13	294,626	150,605	144,021	53	165,037	79,720	85,317
14	303,578	155,260	148,318	54	163,318	78,252	85,066
15	318,244	162,862	155,382	55	157,178	74,385	82,793
16	332,229	170,087	162,142	56	150,409	70,056	80,353
17	343,794	176,005	167,789	57	145,571	66,808	78,763
18	348,025	178,048	169,977	58	141,590	64,387	77,203
19	341,969	174,669	167,300	59	139,068	63,244	75,824
20	328,370	167,291	161,079	60	137,247	62,811	74,436
21	313,015	159,019	153,996	61	135,637	62,693	72,944
22	299,715	151,784	147,931	62	133,212	61,989	71,223
23	287,409	144,858	142,551	63	128,930	59,836	69,094
24	277,373	138,851	138,522	64	122,181	55,714	66,467
25	269,540	133,823	135,717	65	113,437	50,112	63,325
26	260,671	128,191	132,480	66	103,931	43,980	59,951
27	252,494	123,029	129,465	67	95,315	38,587	56,728
28	250,419	121,274	129,145	68	88,038	34,362	53,676
29	256,357	124,017	132,340	69	82,732	31,829	50,903
30	267,758	129,869	137,889	70	78,513	30,384	48,129
31	282,147	137,355	144,792	71	74,662	29,281	45,381
32	294,409	143,726	150,683	72	70,728	28,011	42,717
33	300,673	147,047	153,626	73	66,375	26,474	39,901
34	298,116	145,839	152,277	74	61,330	24,457	36,873
35	289,217	141,381	147,836	75	55,424	21,945	33,479
36	276,868	135,193	141,675	76	49,482	19,394	30,088
37	266,383	130,019	136,364	77	44,327	17,235	27,092
38	261,031	127,500	133,531	78	39,776	15,431	24,345
39	263,404	128,962	134,442	79	35,850	13,984	21,866
				80+	188,169	71,398	116,771
				Total	17,490,374	8,565,531	8,924,843

2026

Age	Total	Male	Female	Age	Total	Male	Female
0	265,642	135,931	129,711	40	263,168	128,825	134,343
1	275,332	140,873	134,459	41	270,151	132,667	137,484
2	285,954	146,299	139,655	42	280,286	138,115	142,171
3	296,553	151,709	144,844	43	286,211	141,408	144,803
4	307,090	157,089	150,001	44	280,711	138,859	141,852
5	317,487	162,395	155,092	45	259,483	128,258	131,225
6	329,547	168,567	160,980	46	227,588	112,185	115,403
7	242,431	123,820	118,611	47	191,039	93,706	97,333
8	313,425	160,409	153,016	48	159,534	77,753	81,781
9	336,018	172,020	163,998	49	139,089	67,368	71,721
10	333,471	170,664	162,807	50	134,663	65,052	69,611
11	319,500	163,420	156,080	51	141,862	68,571	73,291
12	304,402	155,612	148,790	52	152,704	73,952	78,752
13	294,873	150,703	144,170	53	160,362	77,675	82,687
14	294,576	150,574	144,002	54	164,609	79,473	85,136
15	303,498	155,207	148,291	55	162,809	77,958	84,851
16	318,128	162,782	155,346	56	156,597	74,053	82,544
17	332,108	170,004	162,104	57	149,856	69,744	80,112
18	343,668	175,919	167,749	58	145,037	66,510	78,527
19	347,899	177,961	169,938	59	141,071	64,099	76,972
20	341,820	174,567	167,253	60	138,395	62,870	75,525
21	328,200	167,175	161,025	61	136,404	62,340	74,064
22	312,853	158,909	153,944	62	134,804	62,224	72,580
23	299,560	151,678	147,882	63	132,393	61,525	70,868
24	287,261	144,758	142,503	64	128,136	59,387	68,749
25	277,224	138,754	138,470	65	121,154	55,151	66,003
26	269,390	133,729	135,661	66	112,211	49,466	62,745
27	260,528	128,102	132,426	67	102,814	43,413	59,401
28	252,353	122,942	129,411	68	94,297	38,089	56,208
29	250,280	121,189	129,091	69	87,102	33,918	53,184
30	256,208	123,926	132,282	70	81,526	31,280	50,246
31	267,593	129,768	137,825	71	77,032	29,720	47,312
32	281,974	137,249	144,725	72	73,252	28,641	44,611
33	294,227	143,615	150,612	73	69,389	27,398	41,991
34	300,488	146,933	153,555	74	65,119	25,895	39,224
35	297,914	145,716	152,198	75	59,722	23,728	35,994
36	289,002	141,252	147,750	76	53,532	21,103	32,429
37	276,663	135,070	141,593	77	47,795	18,650	29,145
38	266,186	129,901	136,285	78	42,816	16,574	26,242
39	260,838	127,384	133,454	79	38,422	14,839	23,583
				80+	196,681	74,565	122,116
				Total	17,691,990	8,671,582	9,020,408

2027

Age	Total	Male	Female	Age	Total	Male	Female
0	256,320	131,164	125,156	40	260,624	127,259	133,365
1	265,354	135,771	129,583	41	262,914	128,680	134,234
2	275,201	140,803	134,398	42	269,888	132,517	137,371
3	285,846	146,237	139,609	43	280,015	137,960	142,055
4	296,474	151,664	144,810	44	285,934	141,249	144,685
5	307,030	157,053	149,977	45	280,377	138,666	141,711
6	317,429	162,357	155,072	46	259,118	128,047	131,071
7	329,486	168,527	160,959	47	227,266	111,999	115,267
8	242,387	123,791	118,596	48	190,770	93,551	97,219
9	313,366	160,370	152,996	49	159,309	77,624	81,685
10	335,960	171,983	163,977	50	138,829	67,218	71,611
11	333,419	170,631	162,788	51	134,344	64,866	69,478
12	319,450	163,389	156,061	52	141,526	68,375	73,151
13	304,354	155,582	148,772	53	152,342	73,741	78,601
14	294,827	150,674	144,153	54	159,981	77,452	82,529
15	294,506	150,527	143,979	55	164,137	79,197	84,940
16	303,396	155,137	148,259	56	162,255	77,634	84,621
17	318,023	162,710	155,313	57	156,065	73,746	82,319
18	331,998	169,928	162,070	58	149,349	69,455	79,894
19	343,554	175,840	167,714	59	144,547	66,234	78,313
20	347,760	177,866	169,894	60	140,444	63,747	76,697
21	341,659	174,456	167,203	61	137,614	62,431	75,183
22	328,047	167,070	160,977	62	135,636	61,907	73,729
23	312,706	158,808	153,898	63	134,042	61,790	72,252
24	299,419	151,582	147,837	64	131,645	61,097	70,548
25	287,122	144,666	142,456	65	127,139	58,827	68,312
26	277,083	138,665	138,418	66	119,937	54,486	65,451
27	269,254	133,644	135,610	67	111,088	48,869	62,219
28	260,397	128,020	132,377	68	101,794	42,889	58,905
29	252,226	122,863	129,363	69	93,367	37,630	55,737
30	250,148	121,108	129,040	70	85,924	33,369	52,555
31	256,065	123,839	132,226	71	80,097	30,636	49,461
32	267,445	129,677	137,768	72	75,681	29,108	46,573
33	281,815	137,151	144,664	73	71,965	28,051	43,914
34	294,062	143,514	150,548	74	68,169	26,834	41,335
35	300,304	146,821	153,483	75	63,526	25,166	38,360
36	297,712	145,594	152,118	76	57,815	22,868	34,947
37	288,808	141,135	147,673	77	51,824	20,337	31,487
38	276,476	134,958	141,518	78	46,273	17,974	28,299
39	266,007	129,793	136,214	79	41,451	15,972	25,479
				80+	206,718	78,180	128,538
				Total	17,884,634	8,773,006	9,111,628

2028

Age	Total	Male	Female	Age	Total	Male	Female
0	246,673	126,230	120,443	40	265,810	129,677	136,133
1	256,062	131,020	125,042	41	260,393	127,127	133,266
2	265,237	135,708	129,529	42	262,682	128,547	134,135
3	275,106	140,749	134,357	43	269,650	132,380	137,270
4	285,776	146,197	139,579	44	279,767	137,817	141,950
5	296,423	151,633	144,790	45	285,625	141,069	144,556
6	306,978	157,019	149,959	46	280,015	138,455	141,560
7	317,375	162,321	155,054	47	258,782	127,851	130,931
8	329,431	168,491	160,940	48	226,972	111,828	115,144
9	242,346	123,764	118,582	49	190,524	93,408	97,116
10	313,317	160,338	152,979	50	159,036	77,464	81,572
11	335,911	171,952	163,959	51	138,528	67,041	71,487
12	333,371	170,601	162,770	52	134,053	64,695	69,358
13	319,404	163,360	156,044	53	141,218	68,194	73,024
14	304,311	155,555	148,756	54	152,012	73,546	78,466
15	294,761	150,630	144,131	55	159,559	77,202	82,357
16	294,418	150,466	143,952	56	163,622	78,892	84,730
17	303,305	155,074	148,231	57	161,746	77,334	84,412
18	317,927	162,643	155,284	58	155,578	73,462	82,116
19	331,897	169,859	162,038	59	148,883	69,187	79,696
20	343,430	175,754	167,676	60	143,955	65,895	78,060
21	347,611	177,763	169,848	61	139,718	63,335	76,383
22	341,513	174,355	167,158	62	136,902	62,027	74,875
23	327,908	166,974	160,934	63	134,932	61,506	73,426
24	312,572	158,716	153,856	64	133,348	61,391	71,957
25	299,287	151,494	147,793	65	130,698	60,559	70,139
26	286,989	144,581	142,408	66	125,953	58,163	67,790
27	276,957	138,585	138,372	67	118,823	53,872	64,951
28	269,130	133,566	135,564	68	110,061	48,317	61,744
29	260,278	127,945	132,333	69	100,861	42,406	58,455
30	252,105	122,788	129,317	70	92,189	37,058	55,131
31	250,021	121,030	128,991	71	84,523	32,722	51,801
32	255,936	123,760	132,176	72	78,793	30,043	48,750
33	267,308	129,593	137,715	73	74,448	28,544	45,904
34	281,673	137,064	144,609	74	70,791	27,508	43,283
35	293,897	143,413	150,484	75	66,612	26,120	40,492
36	300,120	146,710	153,410	76	61,631	24,303	37,328
37	297,529	145,483	152,046	77	56,088	22,083	34,005
38	288,631	141,028	147,603	78	50,279	19,640	30,639
39	276,306	134,855	141,451	79	44,895	17,357	27,538
				80+	218,525	82,444	136,081
				Total	18,067,710	8,869,536	9,198,174



2029

Age	Total	Male	Female	Age	Total	Male	Female
0	236,576	121,066	115,510	40	276,119	134,744	141,375
1	246,444	126,102	120,342	41	265,596	129,554	136,042
2	255,959	130,964	124,995	42	260,184	127,006	133,178
3	265,152	135,659	129,493	43	262,470	128,425	134,045
4	275,044	140,714	134,330	44	269,433	132,254	137,179
5	285,733	146,171	139,562	45	279,491	137,656	141,835
6	296,376	151,602	144,774	46	285,287	140,870	144,417
7	306,930	156,987	149,943	47	279,683	138,260	141,423
8	317,327	162,289	155,038	48	258,475	127,670	130,805
9	329,379	168,457	160,922	49	226,704	111,671	115,033
10	242,311	123,741	118,570	50	190,225	93,230	96,995
11	313,276	160,312	152,964	51	158,719	77,275	81,444
12	335,868	171,925	163,943	52	138,252	66,877	71,375
13	333,327	170,573	162,754	53	133,787	64,537	69,250
14	319,362	163,333	156,029	54	140,936	68,027	72,909
15	304,250	155,514	148,736	55	151,644	73,326	78,318
16	294,680	150,574	144,106	56	159,099	76,926	82,173
17	294,337	150,410	143,927	57	163,149	78,609	84,540
18	303,221	155,016	148,205	58	161,280	77,057	84,223
19	317,840	162,582	155,258	59	155,131	73,199	81,932
20	331,788	169,783	162,005	60	148,320	68,858	79,462
21	343,296	175,661	167,635	61	143,269	65,499	77,770
22	347,477	177,670	169,807	62	139,054	62,954	76,100
23	341,380	174,263	167,117	63	136,251	61,654	74,597
24	327,781	166,886	160,895	64	134,289	61,136	73,153
25	312,447	158,632	153,815	65	132,465	60,887	71,578
26	299,161	151,413	147,748	66	129,570	59,920	69,650
27	286,870	144,505	142,365	67	124,867	57,550	67,317
28	276,841	138,510	138,331	68	117,801	53,303	64,498
29	269,018	133,495	135,523	69	109,121	47,808	61,313
30	260,164	127,874	132,290	70	99,674	41,801	57,873
31	251,990	122,717	129,273	71	90,784	36,382	54,402
32	249,905	120,959	128,946	72	83,243	32,126	51,117
33	255,819	123,688	132,131	73	77,601	29,495	48,106
34	267,185	129,517	137,668	74	73,321	28,024	45,297
35	281,529	136,976	144,553	75	69,285	26,817	42,468
36	293,734	143,314	150,420	76	64,754	25,273	39,481
37	299,952	146,608	153,344	77	59,911	23,514	36,397
38	297,363	145,382	151,981	78	54,523	21,367	33,156
39	288,469	140,930	147,539	79	48,876	19,002	29,874
				80+	232,289	87,513	144,776
				Total	18,240,493	8,960,830	9,279,663

2030

Age	Total	Male	Female	Age	Total	Male	Female
0	226,022	115,668	110,354	40	288,291	140,824	147,467
1	236,372	120,951	115,421	41	275,916	134,626	141,290
2	246,353	126,053	120,300	42	265,401	129,441	135,960
3	255,883	130,920	124,963	43	259,993	126,895	133,098
4	265,100	135,629	129,471	44	262,277	128,313	133,964
5	275,005	140,691	134,314	45	269,190	132,111	137,079
6	285,693	146,144	139,549	46	279,188	137,477	141,711
7	296,334	151,574	144,760	47	284,978	140,687	144,291
8	306,885	156,957	149,928	48	279,380	138,080	141,300
9	317,282	162,259	155,023	49	258,195	127,504	130,691
10	329,336	168,429	160,907	50	226,378	111,475	114,903
11	242,281	123,722	118,559	51	189,877	93,019	96,858
12	313,239	160,288	152,951	52	158,430	77,101	81,329
13	335,828	171,900	163,928	53	138,000	66,726	71,274
14	333,286	170,547	162,739	54	133,543	64,391	69,152
15	319,305	163,294	156,011	55	140,622	67,838	72,784
16	304,174	155,461	148,713	56	151,241	73,082	78,159
17	294,605	150,522	144,083	57	158,676	76,670	82,006
18	294,264	150,359	143,905	58	162,716	78,348	84,368
19	303,145	154,963	148,182	59	160,852	76,800	84,052
20	317,744	162,515	155,229	60	154,589	72,875	81,714
21	331,672	169,702	161,970	61	147,668	68,474	79,194
22	343,174	175,576	167,598	62	142,641	65,132	77,509
23	347,355	177,585	169,770	63	138,447	62,603	75,844
24	341,260	174,179	167,081	64	135,655	61,309	74,346
25	327,661	166,805	160,856	65	133,470	60,668	72,802
26	312,329	158,556	153,773	66	131,408	60,286	71,122
27	299,047	151,339	147,708	67	128,536	59,329	69,207
28	286,761	144,435	142,326	68	123,871	56,983	66,888
29	276,737	138,443	138,294	69	116,865	52,777	64,088
30	268,911	133,427	135,484	70	107,920	47,168	60,752
31	260,055	127,806	132,249	71	98,254	41,084	57,170
32	251,885	122,652	129,233	72	89,499	35,758	53,741
33	249,800	120,894	128,906	73	82,070	31,575	50,495
34	255,712	123,622	132,090	74	76,511	28,989	47,522
35	267,062	129,442	137,620	75	71,868	27,360	44,508
36	281,386	136,889	144,497	76	67,480	25,994	41,486
37	293,585	143,223	150,362	77	63,065	24,497	38,568
38	299,799	146,515	153,284	78	58,347	22,792	35,555
39	297,212	145,290	151,922	79	53,100	20,711	32,389
				80+	248,287	93,531	154,756
				Total	18,402,234	9,046,529	9,355,705

2031

Age	Total	Male	Female	Age	Total	Male	Female
0	216,074	110,578	105,496	40	297,044	145,189	151,855
1	225,841	115,565	110,276	41	288,097	140,710	147,387
2	236,291	120,907	115,384	42	275,732	134,518	141,214
3	246,287	126,015	120,272	43	265,222	129,336	135,886
4	255,836	130,893	124,943	44	259,819	126,793	133,026
5	265,066	135,608	129,458	45	262,061	128,185	133,876
6	274,969	140,667	134,302	46	268,922	131,951	136,971
7	285,656	146,119	139,537	47	278,910	137,311	141,599
8	296,295	151,548	144,747	48	284,694	140,517	144,177
9	306,845	156,930	149,915	49	279,103	137,914	141,189
10	317,243	162,234	155,009	50	257,853	127,295	130,558
11	329,301	168,406	160,895	51	225,997	111,241	114,756
12	242,253	123,704	118,549	52	189,558	92,824	96,734
13	313,206	160,267	152,939	53	158,164	76,939	81,225
14	335,791	171,876	163,915	54	137,770	66,587	71,183
15	333,230	170,509	162,721	55	133,270	64,224	69,046
16	319,231	163,242	155,989	56	140,276	67,627	72,649
17	304,105	155,413	148,692	57	150,870	72,854	78,016
18	294,537	150,474	144,063	58	158,287	76,432	81,855
19	294,197	150,312	143,885	59	162,316	78,104	84,212
20	303,062	154,905	148,157	60	160,333	76,483	83,850
21	317,642	162,443	155,199	61	153,960	72,494	81,466
22	331,566	169,627	161,939	62	147,069	68,117	78,952
23	343,063	175,498	167,565	63	142,065	64,791	77,274
24	347,244	177,507	169,737	64	137,890	62,277	75,613
25	341,146	174,102	167,044	65	134,890	60,868	74,022
26	327,547	166,730	160,817	66	132,485	60,106	72,379
27	312,222	158,486	153,736	67	130,437	59,727	70,710
28	298,943	151,271	147,672	68	127,585	58,780	68,805
29	286,662	144,371	142,291	69	122,955	56,455	66,500
30	276,636	138,378	138,258	70	115,662	52,110	63,552
31	268,809	133,363	135,446	71	106,476	46,403	60,073
32	259,955	127,743	132,212	72	96,951	40,418	56,533
33	251,790	122,593	129,197	73	88,320	35,179	53,141
34	249,704	120,834	128,870	74	80,995	31,064	49,931
35	255,605	123,557	132,048	75	75,096	28,337	46,759
36	266,938	129,366	137,572	76	70,117	26,562	43,555
37	281,256	136,809	144,447	77	65,835	25,237	40,598
38	293,448	143,139	150,309	78	61,526	23,783	37,743
39	299,660	146,430	153,230	79	56,923	22,128	34,795
				80+	266,492	100,437	166,055
				Total	18,553,179	9,126,726	9,426,453

Age	Total	Male	Female	Age	Total	Male	Female
0	206,773	105,817	100,956	40	299,505	146,336	153,169
1	215,914	110,486	105,428	41	296,861	145,080	151,781
2	225,768	115,525	110,243	42	287,921	140,605	147,316
3	236,231	120,872	115,359	43	275,562	134,417	141,145
4	246,247	125,992	120,255	44	265,059	129,239	135,820
5	255,807	130,875	124,932	45	259,620	126,674	132,946
6	265,034	135,586	129,448	46	261,822	128,041	133,781
7	274,936	140,645	134,291	47	268,676	131,802	136,874
8	285,620	146,095	139,525	48	278,654	137,156	141,498
9	296,260	151,524	144,736	49	284,434	140,359	144,075
10	306,811	156,907	149,904	50	278,762	137,703	141,059
11	317,210	162,213	154,997	51	257,453	127,045	130,408
12	329,268	168,385	160,883	52	225,648	111,024	114,624
13	242,229	123,688	118,541	53	189,265	92,642	96,623
14	313,175	160,247	152,928	54	157,919	76,788	81,131
15	335,739	171,840	163,899	55	137,509	66,425	71,084
16	333,159	170,459	162,700	56	132,968	64,037	68,931
17	319,165	163,195	155,970	57	139,957	67,429	72,528
18	304,040	155,367	148,673	58	150,527	72,641	77,886
19	294,475	150,430	144,045	59	157,928	76,209	81,719
20	294,123	150,260	143,863	60	161,830	77,801	84,029
21	302,974	154,842	148,132	61	159,728	76,108	83,620
22	317,547	162,376	155,171	62	153,380	72,138	81,242
23	331,469	169,558	161,911	63	146,518	67,783	78,735
24	342,962	175,426	167,536	64	141,535	64,473	77,062
25	347,139	177,435	169,704	65	137,169	61,855	75,314
26	341,037	174,030	167,007	66	133,967	60,336	73,631
27	327,443	166,661	160,782	67	131,577	59,580	71,997
28	312,123	158,421	153,702	68	129,541	59,205	70,336
29	298,849	151,209	147,640	69	126,708	58,266	68,442
30	286,567	144,309	142,258	70	121,769	55,778	65,991
31	276,538	138,315	138,223	71	114,211	51,309	62,902
32	268,715	133,303	135,412	72	105,149	45,690	59,459
33	259,865	127,686	132,179	73	95,750	39,796	55,954
34	251,702	122,538	129,164	74	87,234	34,637	52,597
35	249,608	120,774	128,834	75	79,592	30,400	49,192
36	255,496	123,490	132,006	76	73,385	27,550	45,835
37	266,826	129,297	137,529	77	68,517	25,824	42,693
38	281,136	136,735	144,401	78	64,332	24,536	39,796
39	293,323	143,061	150,262	79	60,119	23,122	36,997
				80+	286,294	107,851	178,443
				Total	18,693,658	9,201,564	9,492,094

Age	Total	Male	Female	Age	Total	Male	Female
0	197,119	100,876	96,243	40	293,184	142,976	150,208
1	206,629	105,734	100,895	41	299,336	146,234	153,102
2	215,850	110,450	105,400	42	296,694	144,979	151,715
3	225,717	115,495	110,222	43	287,757	140,506	147,251
4	236,195	120,851	115,344	44	275,408	134,324	141,084
5	246,222	125,976	120,246	45	264,873	129,126	135,747
6	255,778	130,856	124,922	46	259,402	126,541	132,861
7	265,004	135,565	129,439	47	261,601	127,906	133,695
8	274,905	140,624	134,281	48	268,449	131,663	136,786
9	285,588	146,073	139,515	49	278,419	137,012	141,407
10	296,230	151,504	144,726	50	284,114	140,158	143,956
11	306,782	156,888	149,894	51	278,364	137,451	140,913
12	317,181	162,194	154,987	52	257,085	126,812	130,273
13	329,237	168,365	160,872	53	225,326	110,821	114,505
14	242,207	123,673	118,534	54	188,995	92,472	96,523
15	313,131	160,217	152,914	55	157,643	76,614	81,029
16	335,674	171,793	163,881	56	137,219	66,242	70,977
17	333,094	170,413	162,681	57	132,690	63,862	68,828
18	319,103	163,151	155,952	58	139,662	67,244	72,418
19	303,981	155,325	148,656	59	150,210	72,441	77,769
20	294,407	150,381	144,026	60	157,489	75,931	81,558
21	294,045	150,204	143,841	61	161,264	77,443	83,821
22	302,892	154,783	148,109	62	159,170	75,757	83,413
23	317,461	162,315	155,146	63	152,847	71,806	81,041
24	331,380	169,494	161,886	64	146,011	67,471	78,540
25	342,866	175,359	167,507	65	140,846	64,061	76,785
26	347,039	177,368	169,671	66	136,297	61,345	74,952
27	340,937	173,963	166,974	67	133,114	59,837	73,277
28	327,348	166,598	160,750	68	130,740	59,088	71,652
29	312,033	158,361	153,672	69	128,714	58,716	69,998
30	298,758	151,149	147,609	70	125,569	57,606	67,963
31	286,475	144,249	142,226	71	120,335	54,963	65,372
32	276,450	138,258	138,192	72	112,872	50,560	62,312
33	268,628	133,247	135,381	73	103,924	45,023	58,901
34	259,782	127,633	132,149	74	94,644	39,215	55,429
35	251,613	122,482	129,131	75	85,812	33,932	51,880
36	249,512	120,714	128,798	76	77,889	29,595	48,294
37	255,396	123,428	131,968	77	71,817	26,820	44,997
38	266,722	129,232	137,490	78	67,053	25,140	41,913
39	281,027	136,667	144,360	79	62,956	23,886	39,070
				80+	306,958	115,331	191,627
				Total	18,823,150	9,270,818	9,552,332

Age	Total	Male	Female	Age	Total	Male	Female
0	187,039	95,718	91,321	40	280,906	136,591	144,315
1	196,993	100,802	96,191	41	293,032	142,884	150,148
2	206,570	105,701	100,869	42	299,180	146,138	153,042
3	215,805	110,423	105,382	43	296,541	144,886	151,655
4	225,686	115,477	110,209	44	287,607	140,414	147,193
5	236,173	120,837	115,336	45	275,231	134,215	141,016
6	246,196	125,958	120,238	46	264,669	129,000	135,669
7	255,752	130,838	124,914	47	259,200	126,416	132,784
8	264,976	135,546	129,430	48	261,398	127,780	133,618
9	274,876	140,604	134,272	49	268,240	131,534	136,706
10	285,562	146,055	139,507	50	278,131	136,829	141,302
11	296,204	151,487	144,717	51	283,740	139,918	143,822
12	306,756	156,871	149,885	52	277,997	137,216	140,781
13	317,154	162,176	154,978	53	256,747	126,595	130,152
14	329,208	168,346	160,862	54	225,029	110,631	114,398
15	242,177	123,652	118,525	55	188,688	92,275	96,413
16	313,074	160,176	152,898	56	157,335	76,416	80,919
17	335,615	171,750	163,865	57	136,952	66,072	70,880
18	333,034	170,370	162,664	58	132,432	63,697	68,735
19	319,046	163,110	155,936	59	139,390	67,071	72,319
20	303,917	155,279	148,638	60	149,824	72,193	77,631
21	294,335	150,329	144,006	61	156,978	75,602	81,376
22	293,972	150,151	143,821	62	160,742	77,108	83,634
23	302,818	154,729	148,089	63	158,655	75,429	83,226
24	317,383	162,259	155,124	64	152,354	71,495	80,859
25	331,294	169,434	161,860	65	145,349	67,065	78,284
26	342,775	175,297	167,478	66	140,012	63,562	76,450
27	346,947	177,306	169,641	67	135,491	60,867	74,624
28	340,847	173,902	166,945	68	132,328	59,371	72,957
29	327,261	166,539	160,722	69	129,966	58,627	71,339
30	311,946	158,303	153,643	70	127,636	58,085	69,551
31	298,671	151,092	147,579	71	124,186	56,808	67,378
32	286,390	144,193	142,197	72	119,011	54,201	64,810
33	276,369	138,205	138,164	73	111,636	49,860	61,776
34	268,549	133,196	135,353	74	102,794	44,399	58,395
35	259,698	127,579	132,119	75	93,187	38,455	54,732
36	251,524	122,426	129,098	76	84,080	33,075	51,005
37	249,423	120,658	128,765	77	76,327	28,848	47,479
38	255,305	123,371	131,934	78	70,380	26,143	44,237
39	266,626	129,172	137,454	79	65,711	24,505	41,206
				80+	328,088	122,667	205,421
				Total	18,941,126	9,334,260	9,606,866

Age	Total	Male	Female	Age	Total	Male	Female
0	177,110	90,637	86,473	40	266,520	129,105	137,415
1	186,926	95,651	91,275	41	280,772	136,509	144,263
2	196,943	100,774	96,169	42	292,893	142,798	150,095
3	206,529	105,676	100,853	43	299,038	146,050	152,988
4	215,777	110,407	105,370	44	296,400	144,798	151,602
5	225,667	115,465	110,202	45	287,437	140,308	147,129
6	236,150	120,821	115,329	46	275,034	134,092	140,942
7	246,173	125,942	120,231	47	264,480	128,882	135,598
8	255,727	130,820	124,907	48	259,015	126,300	132,715
9	264,951	135,529	129,422	49	261,210	127,662	133,548
10	274,851	140,587	134,264	50	267,984	131,370	136,614
11	285,540	146,040	139,500	51	277,795	136,611	141,184
12	296,181	151,472	144,709	52	283,394	139,693	143,701
13	306,732	156,855	149,877	53	277,659	136,997	140,662
14	317,129	162,159	154,970	54	256,435	126,392	130,043
15	329,169	168,318	160,851	55	224,691	110,410	114,281
16	242,137	123,623	118,514	56	188,346	92,052	96,294
17	313,023	160,139	152,884	57	157,051	76,231	80,820
18	335,560	171,710	163,850	58	136,705	65,912	70,793
19	332,980	170,331	162,649	59	132,193	63,543	68,650
20	318,984	163,065	155,919	60	139,058	66,855	72,203
21	303,849	155,229	148,620	61	149,375	71,900	77,475
22	294,268	150,280	143,988	62	156,506	75,295	81,211
23	293,906	150,103	143,803	63	160,259	76,794	83,465
24	302,749	154,679	148,070	64	158,180	75,122	83,058
25	317,309	162,207	155,102	65	151,710	71,090	80,620
26	331,213	169,378	161,835	66	144,545	66,572	77,973
27	342,691	175,240	167,451	67	139,240	63,094	76,146
28	346,863	177,248	169,615	68	134,746	60,419	74,327
29	340,764	173,846	166,918	69	131,601	58,934	72,667
30	327,178	166,483	160,695	70	128,952	58,030	70,922
31	311,862	158,247	153,615	71	126,325	57,322	69,003
32	298,590	151,038	147,552	72	122,907	56,060	66,847
33	286,313	144,142	142,171	73	117,788	53,489	64,299
34	276,295	138,157	138,138	74	110,493	49,204	61,289
35	268,470	133,144	135,326	75	101,299	43,580	57,719
36	259,612	127,524	132,088	76	91,408	37,529	53,879
37	251,442	122,373	129,069	77	82,489	32,279	50,210
38	249,341	120,607	128,734	78	74,893	28,154	46,739
39	255,222	123,318	131,904	79	69,061	25,514	43,547
				80+	349,595	129,755	219,840
				Total	19,047,658	9,391,970	9,655,688

Age	Total	Male	Female	Age	Total	Male	Female
0	168,622	86,293	82,329	40	255,129	123,259	131,870
1	177,011	90,578	86,433	41	266,403	129,032	137,371
2	186,880	95,625	91,255	42	280,649	136,432	144,217
3	196,908	100,753	96,155	43	292,766	142,718	150,048
4	206,505	105,662	100,843	44	298,905	145,967	152,938
5	215,761	110,396	105,365	45	296,240	144,696	151,544
6	225,647	115,451	110,196	46	287,246	140,187	147,059
7	236,128	120,806	115,322	47	274,852	133,976	140,876
8	246,152	125,927	120,225	48	264,306	128,772	135,534
9	255,703	130,803	124,900	49	258,843	126,191	132,652
10	264,930	135,515	129,415	50	260,979	127,512	133,467
11	274,831	140,573	134,258	51	267,684	131,173	136,511
12	285,519	146,026	139,493	52	277,482	136,405	141,077
13	296,160	151,458	144,702	53	283,076	139,484	143,592
14	306,709	156,839	149,870	54	277,346	136,791	140,555
15	317,094	162,134	154,960	55	256,076	126,153	129,923
16	329,120	168,282	160,838	56	224,312	110,158	114,154
17	242,100	123,596	118,504	57	188,029	91,842	96,187
18	312,977	160,105	152,872	58	156,787	76,057	80,730
19	335,509	171,673	163,836	59	136,477	65,762	70,715
20	332,920	170,287	162,633	60	131,900	63,350	68,550
21	318,918	163,016	155,902	61	138,670	66,599	72,071
22	303,785	155,182	148,603	62	148,958	71,624	77,334
23	294,207	150,235	143,972	63	156,068	75,006	81,062
24	293,845	150,058	143,787	64	159,813	76,500	83,313
25	302,684	154,633	148,051	65	157,554	74,719	82,835
26	317,239	162,158	155,081	66	150,923	70,594	80,329
27	331,138	169,326	161,812	67	143,797	66,107	77,690
28	342,614	175,187	167,427	68	138,525	62,654	75,871
29	346,786	177,195	169,591	69	134,056	59,998	74,058
30	340,684	173,791	166,893	70	130,641	58,363	72,278
31	327,096	166,428	160,668	71	127,713	57,303	70,410
32	311,785	158,195	153,590	72	125,108	56,604	68,504
33	298,517	150,989	147,528	73	121,721	55,358	66,363
34	286,242	144,095	142,147	74	116,653	52,819	63,834
35	276,219	138,107	138,112	75	108,971	48,336	60,635
36	268,389	133,091	135,298	76	99,465	42,577	56,888
37	259,534	127,473	132,061	77	89,768	36,665	53,103
38	251,366	122,324	129,042	78	81,022	31,536	49,486
39	249,266	120,559	128,707	79	73,572	27,506	46,066
				80+	372,023	136,991	235,032
				Total	19,144,008	9,444,600	9,699,408



Age	Total	Male	Female	Age	Total	Male	Female
0	161,071	82,429	78,642	40	249,181	120,504	128,677
1	168,533	86,239	82,294	41	255,026	123,194	131,832
2	176,972	90,556	86,416	42	266,295	128,963	137,332
3	186,848	95,605	91,243	43	280,535	136,360	144,175
4	196,887	100,740	96,147	44	292,648	142,643	150,005
5	206,490	105,652	100,838	45	298,753	145,869	152,884
6	215,743	110,384	105,359	46	296,059	144,579	151,480
7	225,629	115,438	110,191	47	287,069	140,073	146,996
8	236,109	120,792	115,317	48	274,683	133,867	140,816
9	246,130	125,912	120,218	49	264,145	128,668	135,477
10	255,685	130,790	124,895	50	258,630	126,051	132,579
11	264,911	135,502	129,409	51	260,708	127,332	133,376
12	274,813	140,561	134,252	52	267,403	130,986	136,417
13	285,500	146,013	139,487	53	277,193	136,212	140,981
14	296,140	151,444	144,696	54	282,780	139,286	143,494
15	306,677	156,816	149,861	55	276,985	136,547	140,438
16	317,051	162,102	154,949	56	255,672	125,881	129,791
17	329,073	168,248	160,825	57	223,959	109,919	114,040
18	242,066	123,570	118,496	58	187,734	91,644	96,090
19	312,933	160,073	152,860	59	156,541	75,892	80,649
20	335,453	171,631	163,822	60	136,195	65,573	70,622
21	332,857	170,240	162,617	61	131,557	63,120	68,437
22	318,857	162,970	155,887	62	138,309	66,357	71,952
23	303,727	155,139	148,588	63	148,571	71,364	77,207
24	294,149	150,192	143,957	64	155,661	74,733	80,928
25	293,787	150,016	143,771	65	159,220	76,110	83,110
26	302,622	154,590	148,032	66	156,785	74,223	82,562
27	317,173	162,112	155,061	67	150,189	70,125	80,064
28	331,070	169,278	161,792	68	143,102	65,668	77,434
29	342,543	175,137	167,406	69	137,859	62,238	75,621
30	346,710	177,143	169,567	70	133,138	59,443	73,695
31	340,606	173,738	166,868	71	129,463	57,664	71,799
32	327,022	166,377	160,645	72	126,560	56,618	69,942
33	311,714	158,147	153,567	73	123,975	55,925	68,050
34	298,449	150,943	147,506	74	120,618	54,695	65,923
35	286,169	144,046	142,123	75	115,132	51,927	63,205
36	276,142	138,055	138,087	76	107,096	47,268	59,828
37	268,314	133,042	135,272	77	97,766	41,636	56,130
38	259,461	127,425	132,036	78	88,250	35,855	52,395
39	251,297	122,279	129,018	79	79,668	30,840	48,828
				80+	396,370	145,268	251,102
				Total	19,230,866	9,492,486	9,738,380

Age	Total	Male	Female	Age	Total	Male	Female
0	153,105	78,352	74,753	40	251,219	122,228	128,991
1	160,992	82,381	78,611	41	249,087	120,444	128,643
2	168,498	86,218	82,280	42	254,931	123,133	131,798
3	176,944	90,539	86,405	43	266,196	128,899	137,297
4	186,829	95,593	91,236	44	280,430	136,292	144,138
5	196,875	100,732	96,143	45	292,510	142,553	149,957
6	206,474	105,641	100,833	46	298,583	145,758	152,825
7	215,726	110,372	105,354	47	295,890	144,468	151,422
8	225,612	115,425	110,187	48	286,905	139,966	146,939
9	236,090	120,779	115,311	49	274,527	133,764	140,763
10	246,113	125,900	120,213	50	263,944	128,534	135,410
11	255,669	130,779	124,890	51	258,380	125,883	132,497
12	264,894	135,490	129,404	52	260,455	127,161	133,294
13	274,797	140,550	134,247	53	267,143	130,811	136,332
14	285,482	146,000	139,482	54	276,924	136,029	140,895
15	296,112	151,424	144,688	55	282,437	139,052	143,385
16	306,637	156,786	149,851	56	276,577	136,267	140,310
17	317,010	162,071	154,939	57	255,296	125,623	129,673
18	329,030	168,216	160,814	58	223,630	109,694	113,936
19	242,035	123,547	118,488	59	187,458	91,456	96,002
20	312,884	160,036	152,848	60	156,239	75,685	80,554
21	335,395	171,587	163,808	61	135,863	65,347	70,516
22	332,797	170,195	162,602	62	131,239	62,903	68,336
23	318,800	162,927	155,873	63	137,972	66,128	71,844
24	303,672	155,098	148,574	64	148,210	71,118	77,092
25	294,096	150,153	143,943	65	155,120	74,371	80,749
26	293,731	149,976	143,755	66	158,490	75,629	82,861
27	302,565	154,550	148,015	67	156,068	73,754	82,314
28	317,111	162,068	155,043	68	149,505	69,682	79,823
29	331,008	169,234	161,774	69	142,455	65,253	77,202
30	342,474	175,089	167,385	70	136,971	61,689	75,282
31	346,636	177,092	169,544	71	132,008	58,762	73,246
32	340,535	173,689	166,846	72	128,366	57,004	71,362
33	326,953	166,329	160,624	73	125,486	55,970	69,516
34	311,648	158,102	153,546	74	122,921	55,285	67,636
35	298,378	150,895	147,483	75	119,132	53,808	65,324
36	286,096	143,996	142,100	76	113,253	50,826	62,427
37	276,069	138,006	138,063	77	105,357	46,266	59,091
38	268,245	132,996	135,249	78	96,192	40,753	55,439
39	259,394	127,380	132,014	79	86,844	35,095	51,749
				80+	423,925	155,713	268,212
				Total	19,307,549	9,535,249	9,772,300

Age	Total	Male	Female	Age	Total	Male	Female
0	144,175	73,782	70,393	40	259,319	127,330	131,989
1	153,034	78,308	74,726	41	251,131	122,170	128,961
2	160,961	82,363	78,598	42	249,001	120,388	128,613
3	168,473	86,202	82,271	43	254,844	123,076	131,768
4	176,928	90,529	86,399	44	266,103	128,839	137,264
5	186,818	95,586	91,232	45	280,308	136,211	144,097
6	196,861	100,722	96,139	46	292,355	142,450	149,905
7	206,459	105,630	100,829	47	298,425	145,653	152,772
8	215,709	110,360	105,349	48	295,734	144,364	151,370
9	225,597	115,414	110,183	49	286,753	139,865	146,888
10	236,074	120,768	115,306	50	274,332	133,632	140,700
11	246,099	125,890	120,209	51	263,706	128,372	135,334
12	255,654	130,768	124,886	52	258,148	125,724	132,424
13	264,879	135,479	129,400	53	260,220	127,000	133,220
14	274,781	140,539	134,242	54	266,902	130,646	136,256
15	285,457	145,982	139,475	55	276,611	135,812	140,799
16	296,076	151,397	144,679	56	282,049	138,782	143,267
17	306,600	156,758	149,842	57	276,196	136,002	140,194
18	316,972	162,042	154,930	58	254,945	125,379	129,566
19	328,990	168,186	160,804	59	223,323	109,481	113,842
20	242,001	123,521	118,480	60	187,119	91,220	95,899
21	312,833	159,997	152,836	61	155,883	75,438	80,445
22	335,339	171,545	163,794	62	135,555	65,134	70,421
23	332,743	170,153	162,590	63	130,942	62,698	68,244
24	318,747	162,887	155,860	64	137,660	65,912	71,748
25	303,621	155,060	148,561	65	147,726	70,790	76,936
26	294,044	150,116	143,928	66	154,453	73,924	80,529
27	293,679	149,939	143,740	67	157,808	75,174	82,634
28	302,512	154,512	148,000	68	155,400	73,311	82,089
29	317,055	162,028	155,027	69	148,867	69,262	79,605
30	330,946	169,190	161,756	70	141,589	64,704	76,885
31	342,408	175,043	167,365	71	135,875	61,014	74,861
32	346,569	177,045	169,524	72	130,955	58,118	72,837
33	340,468	173,642	166,826	73	127,343	56,380	70,963
34	326,889	166,285	160,604	74	124,486	55,358	69,128
35	311,580	158,055	153,525	75	121,495	54,426	67,069
36	298,307	150,846	147,461	76	117,294	52,713	64,581
37	286,027	143,949	142,078	77	111,508	49,792	61,716
38	276,002	137,960	138,042	78	103,742	45,324	58,418
39	268,181	132,953	135,228	79	94,732	39,924	54,808
				80+	455,350	168,925	286,425
				Total	19,372,735	9,572,148	9,800,587

2040

Age	Total	Male	Female	Age	Total	Male	Female
0	135,296	69,239	66,057	40	268,109	132,904	135,205
1	144,113	73,743	70,370	41	259,236	127,274	131,962
2	153,006	78,291	74,715	42	251,050	122,117	128,933
3	160,938	82,349	78,589	43	248,921	120,334	128,587
4	168,459	86,193	82,266	44	254,762	123,022	131,740
5	176,919	90,523	86,396	45	265,997	128,768	137,229
6	186,805	95,576	91,229	46	280,169	136,118	144,051
7	196,848	100,713	96,135	47	292,211	142,353	149,858
8	206,445	105,620	100,825	48	298,279	145,554	152,725
9	215,694	110,349	105,345	49	295,588	144,266	151,322
10	225,584	115,404	110,180	50	286,564	139,735	146,829
11	236,061	120,759	115,302	51	274,102	133,473	140,629
12	246,085	125,880	120,205	52	263,486	128,219	135,267
13	255,641	130,759	124,882	53	257,931	125,574	132,357
14	264,865	135,469	129,396	54	260,003	126,849	133,154
15	274,758	140,522	134,236	55	266,620	130,449	136,171
16	285,426	145,958	139,468	56	276,256	135,562	140,694
17	296,042	151,371	144,671	57	281,686	138,526	143,160
18	306,566	156,732	149,834	58	275,841	135,752	140,089
19	316,936	162,015	154,921	59	254,618	125,148	129,470
20	328,947	168,153	160,794	60	222,945	109,213	113,732
21	241,965	123,493	118,472	61	186,720	90,938	95,782
22	312,785	159,960	152,825	62	155,552	75,205	80,347
23	335,288	171,506	163,782	63	135,268	64,933	70,335
24	332,693	170,114	162,579	64	130,664	62,503	68,161
25	318,696	162,849	155,847	65	137,240	65,624	71,616
26	303,571	155,024	148,547	66	147,130	70,385	76,745
27	293,997	150,082	143,915	67	153,829	73,501	80,328
28	293,631	149,904	143,727	68	157,172	74,743	82,429
29	302,463	154,477	147,986	69	154,776	72,892	81,884
30	317,000	161,989	155,011	70	148,011	68,705	79,306
31	330,887	169,148	161,739	71	140,518	64,027	76,491
32	342,346	174,999	167,347	72	134,852	60,375	74,477
33	346,506	177,001	169,505	73	129,973	57,510	72,463
34	340,407	173,599	166,808	74	126,390	55,790	70,600
35	326,824	166,239	160,585	75	123,128	54,534	68,594
36	311,510	158,007	153,503	76	119,726	53,363	66,363
37	298,241	150,800	147,441	77	115,585	51,684	63,901
38	285,962	143,904	142,058	78	109,885	48,819	61,066
39	275,941	137,918	138,023	79	102,243	44,439	57,804
				80+	490,897	185,114	305,783
				Total	19,426,080	9,602,925	9,823,155

Age	Total	Male	Female	Age	Total	Male	Female
0	127,890	65,449	62,441	40	275,871	137,870	138,001
1	135,240	69,203	66,037	41	268,028	132,848	135,180
2	144,089	73,729	70,360	42	259,159	127,222	131,937
3	152,986	78,278	74,708	43	250,975	122,066	128,909
4	160,926	82,341	78,585	44	248,847	120,284	128,563
5	168,450	86,187	82,263	45	254,666	122,957	131,709
6	176,908	90,515	86,393	46	265,875	128,685	137,190
7	186,793	95,567	91,226	47	280,041	136,030	144,011
8	196,836	100,704	96,132	48	292,076	142,261	149,815
9	206,431	105,610	100,821	49	298,142	145,460	152,682
10	215,683	110,341	105,342	50	295,406	144,139	151,267
11	225,572	115,395	110,177	51	286,339	139,576	146,763
12	236,050	120,751	115,299	52	273,888	133,323	140,565
13	246,072	125,871	120,201	53	263,279	128,073	135,206
14	255,629	130,750	124,879	54	257,729	125,432	132,297
15	264,844	135,453	129,391	55	259,747	126,667	133,080
16	274,729	140,500	134,229	56	266,299	130,220	136,079
17	285,397	145,935	139,462	57	275,923	135,324	140,599
18	296,011	151,348	144,663	58	281,347	138,283	143,064
19	306,534	156,707	149,827	59	275,508	135,514	139,994
20	316,897	161,985	154,912	60	254,213	124,856	129,357
21	328,900	168,116	160,784	61	222,498	108,891	113,607
22	241,931	123,467	118,464	62	186,347	90,670	95,677
23	312,740	159,925	152,815	63	155,241	74,983	80,258
24	335,241	171,469	163,772	64	135,000	64,742	70,258
25	332,645	170,078	162,567	65	130,289	62,241	68,048
26	318,647	162,813	155,834	66	136,719	65,265	71,454
27	303,526	154,991	148,535	67	146,570	69,999	76,571
28	293,952	150,049	143,903	68	153,245	73,099	80,146
29	293,586	149,871	143,715	69	156,575	74,333	82,242
30	302,415	154,442	147,973	70	153,932	72,329	81,603
31	316,947	161,951	154,996	71	146,948	68,015	78,933
32	330,832	169,109	161,723	72	139,515	63,383	76,132
33	342,289	174,958	167,331	73	133,895	59,768	74,127
34	346,447	176,959	169,488	74	129,053	56,931	72,122
35	340,345	173,555	166,790	75	125,088	54,990	70,098
36	326,755	166,190	160,565	76	121,435	53,507	67,928
37	311,446	157,962	153,484	77	118,077	52,359	65,718
38	298,179	150,756	147,423	78	113,990	50,711	63,279
39	285,903	143,863	142,040	79	108,374	47,901	60,473
				80+	529,769	203,627	326,142
				Total	19,468,611	9,627,977	9,840,634

Age	Total	Male	Female	Age	Total	Male	Female
0	121,138	61,993	59,145	40	285,835	143,815	142,020
1	127,841	65,417	62,424	41	275,794	137,816	137,978
2	135,219	69,190	66,029	42	267,952	132,795	135,157
3	144,072	73,718	70,354	43	259,087	127,172	131,915
4	152,974	78,270	74,704	44	250,904	122,017	128,887
5	160,918	82,336	78,582	45	248,760	120,224	128,536
6	168,440	86,179	82,261	46	254,556	122,881	131,675
7	176,898	90,508	86,390	47	265,761	128,606	137,155
8	186,782	95,559	91,223	48	279,921	135,946	143,975
9	196,824	100,695	96,129	49	291,950	142,173	149,777
10	206,420	105,601	100,819	50	297,969	145,337	152,632
11	215,673	110,334	105,339	51	295,189	143,984	151,205
12	225,561	115,387	110,174	52	286,128	139,424	146,704
13	236,039	120,743	115,296	53	273,688	133,180	140,508
14	246,061	125,863	120,198	54	263,085	127,934	135,151
15	255,610	130,736	124,874	55	257,489	125,259	132,230
16	264,818	135,432	129,386	56	259,453	126,454	132,999
17	274,702	140,479	134,223	57	265,997	130,001	135,996
18	285,370	145,914	139,456	58	275,610	135,096	140,514
19	295,982	151,325	144,657	59	281,028	138,051	142,977
20	306,498	156,679	149,819	60	275,093	135,210	139,883
21	316,855	161,952	154,903	61	253,732	124,503	129,229
22	328,857	168,082	160,775	62	222,079	108,584	113,495
23	241,898	123,441	118,457	63	185,995	90,413	95,582
24	312,700	159,893	152,807	64	154,950	74,772	80,178
25	335,195	171,434	163,761	65	134,634	64,481	70,153
26	332,597	170,042	162,555	66	129,821	61,913	67,908
27	318,602	162,780	155,822	67	136,228	64,921	71,307
28	303,483	154,959	148,524	68	146,043	69,630	76,413
29	293,911	150,018	143,893	69	152,695	72,714	79,981
30	293,542	149,839	143,703	70	155,764	73,779	81,985
31	302,368	154,408	147,960	71	152,878	71,627	81,251
32	316,898	161,915	154,983	72	145,949	67,355	78,594
33	330,780	169,072	161,708	73	138,571	62,767	75,804
34	342,235	174,919	167,316	74	132,997	59,188	73,809
35	346,387	176,915	169,472	75	127,791	56,141	71,650
36	340,278	173,507	166,771	76	123,456	53,987	69,469
37	326,692	166,145	160,547	77	119,851	52,532	67,319
38	311,386	157,919	153,467	78	116,534	51,405	65,129
39	298,121	150,714	147,407	79	112,498	49,786	62,712
				80+	570,334	223,206	347,128
				Total	19,500,674	9,647,391	9,853,283

Age	Total	Male	Female	Age	Total	Male	Female
0	114,169	58,426	55,743	40	298,055	150,666	147,389
1	121,094	61,964	59,130	41	285,760	143,761	141,999
2	127,822	65,405	62,417	42	275,721	137,764	137,957
3	135,204	69,180	66,024	43	267,880	132,744	135,136
4	144,062	73,712	70,350	44	259,020	127,125	131,895
5	152,967	78,265	74,702	45	250,821	121,958	128,863
6	160,909	82,329	78,580	46	248,659	120,153	128,506
7	168,431	86,172	82,259	47	254,454	122,809	131,645
8	176,888	90,500	86,388	48	265,654	128,530	137,124
9	186,771	95,551	91,220	49	279,808	135,866	143,942
10	196,815	100,688	96,127	50	291,791	142,058	149,733
11	206,410	105,594	100,816	51	297,763	145,187	152,576
12	215,665	110,328	105,337	52	294,986	143,836	151,150
13	225,550	115,379	110,171	53	285,929	139,279	146,650
14	236,029	120,735	115,294	54	273,499	133,042	140,457
15	246,044	125,850	120,194	55	262,856	127,766	135,090
16	255,587	130,718	124,869	56	257,214	125,057	132,157
17	264,794	135,413	129,381	57	259,176	126,250	132,926
18	274,677	140,459	134,218	58	265,713	129,791	135,922
19	285,343	145,893	139,450	59	275,314	134,878	140,436
20	295,949	151,299	144,650	60	280,630	137,755	142,875
21	306,461	156,649	149,812	61	274,601	134,843	139,758
22	316,816	161,921	154,895	62	253,280	124,166	129,114
23	328,816	168,049	160,767	63	221,684	108,290	113,394
24	241,868	123,417	118,451	64	185,664	90,168	95,496
25	312,660	159,862	152,798	65	154,552	74,483	80,069
26	335,150	171,400	163,750	66	134,176	64,154	70,022
27	332,553	170,009	162,544	67	129,380	61,599	67,781
28	318,560	162,748	155,812	68	135,766	64,592	71,174
29	303,443	154,929	148,514	69	145,547	69,277	76,270
30	293,870	149,987	143,883	70	151,943	72,191	79,752
31	293,499	149,808	143,691	71	154,750	73,087	81,663
32	302,325	154,376	147,949	72	151,886	70,956	80,930
33	316,851	161,881	154,970	73	145,008	66,723	78,285
34	330,732	169,036	161,696	74	137,685	62,179	75,506
35	342,179	174,878	167,301	75	131,757	58,393	73,364
36	346,324	176,869	169,455	76	126,208	55,150	71,058
37	340,216	173,462	166,754	77	121,929	53,034	68,895
38	326,633	166,102	160,531	78	118,367	51,605	66,762
39	311,329	157,878	153,451	79	115,088	50,498	64,590
				80+	610,583	242,273	368,310
				Total	19,522,022	9,661,057	9,860,965

2044

Age	Total	Male	Female	Age	Total	Male	Female
0	106,969	54,741	52,228	40	311,265	157,831	153,434
1	114,130	58,400	55,730	41	297,981	150,612	147,369
2	121,076	61,953	59,123	42	285,688	143,709	141,979
3	127,809	65,396	62,413	43	275,653	137,714	137,939
4	135,195	69,174	66,021	44	267,814	132,697	135,117
5	144,057	73,708	70,349	45	258,939	127,067	131,872
6	152,959	78,259	74,700	46	250,726	121,889	128,837
7	160,900	82,322	78,578	47	248,565	120,085	128,480
8	168,421	86,165	82,256	48	254,357	122,740	131,617
9	176,879	90,493	86,386	49	265,554	128,458	137,096
10	186,763	95,545	91,218	50	279,665	135,761	143,904
11	196,807	100,682	96,125	51	291,602	141,918	149,684
12	206,401	105,587	100,814	52	297,569	145,043	152,526
13	215,656	110,321	105,335	53	294,795	143,695	151,100
14	225,541	115,372	110,169	54	285,743	139,141	146,602
15	236,014	120,724	115,290	55	273,274	132,874	140,400
16	246,023	125,833	120,190	56	262,591	127,568	135,023
17	255,565	130,700	124,865	57	256,955	124,864	132,091
18	264,771	135,395	129,376	58	258,914	126,054	132,860
19	274,653	140,440	134,213	59	265,446	129,591	135,855
20	285,315	145,870	139,445	60	274,946	134,600	140,346
21	295,914	151,271	144,643	61	280,157	137,397	142,760
22	306,425	156,620	149,805	62	274,138	134,493	139,645
23	316,779	161,891	154,888	63	252,853	123,843	129,010
24	328,778	168,018	160,760	64	221,311	108,008	113,303
25	241,839	123,394	118,445	65	185,211	89,833	95,378
26	312,620	159,832	152,788	66	154,054	74,120	79,934
27	335,110	171,369	163,741	67	133,744	63,841	69,903
28	332,511	169,977	162,534	68	128,964	61,299	67,665
29	318,521	162,718	155,803	69	135,330	64,276	71,054
30	303,404	154,899	148,505	70	144,869	68,798	76,071
31	293,829	149,957	143,872	71	151,001	71,537	79,464
32	293,459	149,778	143,681	72	153,794	72,425	81,369
33	302,284	154,346	147,938	73	150,952	70,314	80,638
34	316,809	161,849	154,960	74	144,122	66,119	78,003
35	330,681	168,998	161,683	75	136,459	61,371	75,088
36	342,121	174,835	167,286	76	130,200	57,395	72,805
37	346,264	176,825	169,439	77	124,723	54,207	70,516
38	340,158	173,419	166,739	78	120,497	52,128	68,369
39	326,578	166,061	160,517	79	116,976	50,723	66,253
				80+	649,186	259,820	389,366
				Total	19,532,571	9,668,995	9,863,576



Age	Total	Male	Female	Age	Total	Male	Female
0	99,648	50,995	48,653	40	326,514	166,013	160,501
1	106,934	54,717	52,217	41	311,192	157,777	153,415
2	114,114	58,390	55,724	42	297,911	150,560	147,351
3	121,065	61,945	59,120	43	285,622	143,660	141,962
4	127,801	65,391	62,410	44	275,589	137,667	137,922
5	135,190	69,170	66,020	45	267,735	132,639	135,096
6	144,050	73,703	70,347	46	258,847	126,999	131,848
7	152,951	78,253	74,698	47	250,636	121,823	128,813
8	160,892	82,316	78,576	48	248,477	120,021	128,456
9	168,413	86,158	82,255	49	254,267	122,674	131,593
10	176,871	90,487	86,384	50	265,426	128,363	137,063
11	186,755	95,539	91,216	51	279,494	135,633	143,861
12	196,800	100,676	96,124	52	291,424	141,784	149,640
13	206,393	105,581	100,812	53	297,387	144,906	152,481
14	215,648	110,315	105,333	54	294,615	143,560	151,055
15	225,528	115,362	110,166	55	285,522	138,973	146,549
16	235,994	120,708	115,286	56	273,013	132,676	140,337
17	246,004	125,817	120,187	57	262,341	127,379	134,962
18	255,543	130,683	124,860	58	256,711	124,679	132,032
19	264,749	135,377	129,372	59	258,668	125,867	132,801
20	274,628	140,420	134,208	60	265,111	129,335	135,776
21	285,284	145,844	139,440	61	274,508	134,264	140,244
22	295,881	151,244	144,637	62	279,712	137,055	142,657
23	306,392	156,593	149,799	63	273,702	134,158	139,544
24	316,744	161,863	154,881	64	252,451	123,535	128,916
25	328,741	167,988	160,753	65	220,798	107,621	113,177
26	241,812	123,373	118,439	66	184,643	89,412	95,231
27	312,583	159,803	152,780	67	153,582	73,772	79,810
28	335,071	171,339	163,732	68	133,336	63,541	69,795
29	332,472	169,947	162,525	69	128,573	61,012	67,561
30	318,482	162,688	155,794	70	134,731	63,846	70,885
31	303,366	154,870	148,496	71	144,017	68,197	75,820
32	293,792	149,929	143,863	72	150,114	70,912	79,202
33	293,421	149,749	143,672	73	152,892	71,791	81,101
34	302,246	154,318	147,928	74	150,071	69,700	80,371
35	316,763	161,814	154,949	75	142,893	65,287	77,606
36	330,629	168,959	161,670	76	134,916	60,356	74,560
37	342,066	174,794	167,272	77	128,738	56,445	72,293
38	346,208	176,783	169,425	78	123,330	53,310	70,020
39	340,105	173,379	166,726	79	119,153	51,265	67,888
				80+	685,742	275,595	410,147
				Total	19,532,433	9,671,342	9,861,091

Age	Total	Male	Female	Age	Total	Male	Female
0	93,315	47,754	45,561	40	340,042	173,331	166,711
1	99,617	50,974	48,643	41	326,442	165,959	160,483
2	106,921	54,708	52,213	42	311,123	157,725	153,398
3	114,103	58,383	55,720	43	297,846	150,511	147,335
4	121,058	61,940	59,118	44	285,559	143,613	141,946
5	127,797	65,388	62,409	45	275,512	137,609	137,903
6	135,184	69,165	66,019	46	267,643	132,570	135,073
7	144,042	73,697	70,345	47	258,759	126,934	131,825
8	152,943	78,247	74,696	48	250,552	121,760	128,792
9	160,885	82,310	78,575	49	248,393	119,959	128,434
10	168,407	86,153	82,254	50	254,150	122,586	131,564
11	176,864	90,482	86,382	51	265,273	128,247	137,026
12	186,749	95,534	91,215	52	279,332	135,509	143,823
13	196,792	100,670	96,122	53	291,256	141,656	149,600
14	206,385	105,575	100,810	54	297,214	144,774	152,440
15	215,635	110,305	105,330	55	294,396	143,392	151,004
16	225,511	115,348	110,163	56	285,264	138,775	146,489
17	235,976	120,693	115,283	57	272,766	132,486	140,280
18	245,986	125,802	120,184	58	262,103	127,196	134,907
19	255,523	130,667	124,856	59	256,479	124,501	131,978
20	264,725	135,357	129,368	60	258,357	125,627	132,730
21	274,600	140,397	134,203	61	264,710	129,024	135,686
22	285,254	145,819	139,435	62	274,093	133,941	140,152
23	295,850	151,219	144,631	63	279,289	136,726	142,563
24	306,361	156,567	149,794	64	273,286	133,835	139,451
25	316,710	161,836	154,874	65	251,892	123,108	128,784
26	328,704	167,959	160,745	66	220,149	107,132	113,017
27	241,787	123,353	118,434	67	184,102	89,006	95,096
28	312,549	159,776	152,773	68	153,134	73,437	79,697
29	335,034	171,310	163,724	69	132,948	63,252	69,696
30	332,433	169,917	162,516	70	128,028	60,616	67,412
31	318,444	162,659	155,785	71	133,974	63,305	70,669
32	303,330	154,842	148,488	72	143,207	67,618	75,589
33	293,757	149,902	143,855	73	149,271	70,310	78,961
34	293,385	149,722	143,663	74	152,036	71,182	80,854
35	302,205	154,287	147,918	75	148,837	68,848	79,989
36	316,716	161,778	154,938	76	141,333	64,235	77,098
37	330,579	168,921	161,658	77	133,456	59,384	74,072
38	342,015	174,755	167,260	78	127,356	55,536	71,820
39	346,155	176,743	169,412	79	122,013	52,451	69,562
				80+	720,746	290,102	430,644
				Total	19,522,607	9,668,682	9,853,925

Age	Total	Male	Female	Age	Total	Male	Female
0	87,942	45,005	42,937	40	346,094	176,696	169,398
1	93,286	47,734	45,552	41	339,970	173,276	166,694
2	99,605	50,966	48,639	42	326,373	165,907	160,466
3	106,911	54,701	52,210	43	311,058	157,675	153,383
4	114,097	58,379	55,718	44	297,783	150,463	147,320
5	121,054	61,937	59,117	45	285,481	143,554	141,927
6	127,792	65,384	62,408	46	275,422	137,540	137,882
7	135,178	69,160	66,018	47	267,556	132,504	135,052
8	144,034	73,691	70,343	48	258,676	126,871	131,805
9	152,937	78,242	74,695	49	250,470	121,699	128,771
10	160,879	82,305	78,574	50	248,285	119,876	128,409
11	168,401	86,148	82,253	51	254,009	122,478	131,531
12	176,857	90,477	86,380	52	265,127	128,135	136,992
13	186,743	95,529	91,214	53	279,176	135,389	143,787
14	196,784	100,664	96,120	54	291,095	141,532	149,563
15	206,375	105,567	100,808	55	297,002	144,609	152,393
16	215,618	110,291	105,327	56	294,140	143,193	150,947
17	225,495	115,335	110,160	57	285,016	138,582	146,434
18	235,959	120,679	115,280	58	272,529	132,302	140,227
19	245,968	125,787	120,181	59	261,876	127,020	134,856
20	255,500	130,648	124,852	60	256,183	124,270	131,913
21	264,700	135,336	129,364	61	257,983	125,333	132,650
22	274,572	140,374	134,198	62	264,326	128,723	135,603
23	285,227	145,796	139,431	63	273,694	133,628	140,066
24	295,820	151,194	144,626	64	278,883	136,407	142,476
25	306,330	156,542	149,788	65	272,704	133,385	139,319
26	316,676	161,809	154,867	66	251,178	122,564	128,614
27	328,670	167,932	160,738	67	219,527	106,658	112,869
28	241,762	123,333	118,429	68	183,584	88,613	94,971
29	312,516	159,750	152,766	69	152,704	73,112	79,592
30	334,997	171,281	163,716	70	132,405	62,852	69,553
31	332,396	169,888	162,508	71	127,334	60,114	67,220
32	318,407	162,631	155,776	72	133,249	62,781	70,468
33	303,295	154,815	148,480	73	142,431	67,058	75,373
34	293,724	149,876	143,848	74	148,465	69,728	78,737
35	293,347	149,693	143,654	75	150,825	70,331	80,494
36	302,161	154,253	147,908	76	147,261	67,764	79,497
37	316,671	161,744	154,927	77	139,847	63,223	76,624
38	330,531	168,884	161,647	78	132,066	58,449	73,617
39	341,966	174,717	167,249	79	126,040	54,662	71,378
				80+	754,982	304,079	450,903
				Total	19,503,992	9,661,512	9,842,480

Age	Total	Male	Female	Age	Total	Male	Female
0	82,551	42,246	40,305	40	341,908	174,672	167,236
1	87,917	44,987	42,930	41	346,024	176,642	169,382
2	93,275	47,727	45,548	42	339,902	173,223	166,679
3	99,597	50,960	48,637	43	326,306	165,856	160,450
4	106,905	54,697	52,208	44	310,996	157,627	153,369
5	114,094	58,377	55,717	45	297,707	150,404	147,303
6	121,048	61,932	59,116	46	285,390	143,484	141,906
7	127,787	65,380	62,407	47	275,335	137,473	137,862
8	135,172	69,155	66,017	48	267,473	132,440	135,033
9	144,028	73,686	70,342	49	258,595	126,809	131,786
10	152,930	78,237	74,693	50	250,366	121,619	128,747
11	160,874	82,301	78,573	51	248,153	119,773	128,380
12	168,396	86,144	82,252	52	253,875	122,374	131,501
13	176,851	90,472	86,379	53	264,986	128,025	136,961
14	186,737	95,524	91,213	54	279,028	135,274	143,754
15	196,774	100,656	96,118	55	290,896	141,376	149,520
16	206,360	105,555	100,805	56	296,754	144,414	152,340
17	215,603	110,278	105,325	57	293,894	143,000	150,894
18	225,479	115,322	110,157	58	284,778	138,395	146,383
19	235,942	120,665	115,277	59	272,302	132,124	140,178
20	245,948	125,770	120,178	60	261,587	126,791	134,796
21	255,476	130,628	124,848	61	255,826	123,988	131,838
22	264,675	135,315	129,360	62	257,625	125,049	132,576
23	274,546	140,352	134,194	63	263,957	128,431	135,526
24	285,200	145,774	139,426	64	273,312	133,325	139,987
25	295,792	151,170	144,622	65	278,312	135,961	142,351
26	306,298	156,517	149,781	66	271,960	132,811	139,149
27	316,645	161,784	154,861	67	250,494	122,037	128,457
28	328,638	167,906	160,732	68	218,930	106,199	112,731
29	241,738	123,314	118,424	69	183,087	88,232	94,855
30	312,483	159,724	152,759	70	152,099	72,660	79,439
31	334,960	171,252	163,708	71	131,714	62,345	69,369
32	332,360	169,860	162,500	72	126,669	59,628	67,041
33	318,371	162,603	155,768	73	132,555	62,274	70,281
34	303,263	154,790	148,473	74	141,688	66,516	75,172
35	293,688	149,848	143,840	75	147,322	68,914	78,408
36	293,306	149,661	143,645	76	149,276	69,247	80,029
37	302,120	154,221	147,899	77	145,759	66,721	79,038
38	316,627	161,710	154,917	78	138,432	62,250	76,182
39	330,486	168,849	161,637	79	130,740	57,549	73,191
				80+	789,670	318,557	471,113
				Total	19,476,622	9,649,838	9,826,784

Age	Total	Male	Female	Age	Total	Male	Female
0	77,246	39,531	37,715	40	330,433	168,807	161,626
1	82,528	42,230	40,298	41	341,841	174,620	167,221
2	87,907	44,980	42,927	42	345,957	176,590	169,367
3	93,268	47,722	45,546	43	339,837	173,172	166,665
4	99,592	50,956	48,636	44	326,243	165,807	160,436
5	106,902	54,695	52,207	45	310,919	157,567	153,352
6	114,089	58,373	55,716	46	297,617	150,333	147,284
7	121,043	61,928	59,115	47	285,304	143,417	141,887
8	127,782	65,376	62,406	48	275,252	137,408	137,844
9	135,166	69,150	66,016	49	267,393	132,378	135,015
10	144,022	73,681	70,341	50	258,490	126,727	131,763
11	152,926	78,234	74,692	51	250,239	121,519	128,720
12	160,868	82,296	78,572	52	248,027	119,674	128,353
13	168,391	86,140	82,251	53	253,747	122,273	131,474
14	176,846	90,468	86,378	54	264,851	127,919	136,932
15	186,727	95,516	91,211	55	278,846	135,130	143,716
16	196,761	100,645	96,116	56	290,663	141,191	149,472
17	206,346	105,543	100,803	57	296,515	144,224	152,291
18	215,588	110,266	105,322	58	293,658	142,813	150,845
19	225,465	115,310	110,155	59	284,550	138,214	146,336
20	235,923	120,649	115,274	60	272,011	131,892	140,119
21	245,926	125,751	120,175	61	261,239	126,513	134,726
22	255,452	130,608	124,844	62	255,484	123,714	131,770
23	264,651	135,295	129,356	63	257,281	124,774	132,507
24	274,521	140,331	134,190	64	263,605	128,149	135,456
25	285,174	145,752	139,422	65	272,772	132,900	139,872
26	295,764	151,148	144,616	66	277,582	135,392	142,190
27	306,269	156,493	149,776	67	271,245	132,254	138,991
28	316,614	161,759	154,855	68	249,838	121,526	128,312
29	328,607	167,881	160,726	69	218,357	105,754	112,603
30	241,715	123,295	118,420	70	182,387	87,702	94,685
31	312,450	159,698	152,752	71	151,329	72,087	79,242
32	334,925	171,225	163,700	72	131,051	61,854	69,197
33	332,325	169,832	162,493	73	126,031	59,157	66,874
34	318,338	162,577	155,761	74	131,891	61,784	70,107
35	303,227	154,762	148,465	75	140,634	65,756	74,878
36	293,650	149,818	143,832	76	145,859	67,877	77,982
37	293,268	149,631	143,637	77	147,800	68,205	79,595
38	302,080	154,190	147,890	78	144,325	65,716	78,609
39	316,585	161,677	154,908	79	137,081	61,313	75,768
				80+	825,421	334,117	491,304
				Total	19,440,532	9,633,631	9,806,901

2050

Age	Total	Male	Female	Age	Total	Male	Female
0	71,850	36,770	35,080	40	316,536	161,638	154,898
1	77,227	39,517	37,710	41	330,372	168,759	161,613
2	82,519	42,224	40,295	42	341,778	174,570	167,208
3	87,899	44,974	42,925	43	345,892	176,539	169,353
4	93,264	47,719	45,545	44	339,776	173,123	166,653
5	99,589	50,954	48,635	45	326,164	165,745	160,419
6	106,897	54,691	52,206	46	310,830	157,496	153,334
7	114,084	58,369	55,715	47	297,530	150,264	147,266
8	121,040	61,925	59,115	48	285,221	143,352	141,869
9	127,776	65,371	62,405	49	275,173	137,346	137,827
10	135,162	69,147	66,015	50	267,289	132,295	134,994
11	144,017	73,677	70,340	51	258,364	126,626	131,738
12	152,921	78,230	74,691	52	250,116	121,421	128,695
13	160,863	82,292	78,571	53	247,906	119,578	128,328
14	168,386	86,136	82,250	54	253,624	122,176	131,448
15	176,838	90,461	86,377	55	264,686	127,787	136,899
16	186,715	95,506	91,209	56	278,630	134,957	143,673
17	196,748	100,634	96,114	57	290,440	141,012	149,428
18	206,332	105,532	100,800	58	296,285	144,040	152,245
19	215,574	110,254	105,320	59	293,432	142,632	150,800
20	225,449	115,296	110,153	60	284,259	137,979	146,280
21	235,902	120,631	115,271	61	271,662	131,610	140,052
22	245,904	125,733	120,171	62	260,903	126,242	134,661
23	255,431	130,590	124,841	63	255,157	123,450	131,707
24	264,628	135,275	129,353	64	256,951	124,507	132,444
25	274,496	140,310	134,186	65	263,105	127,752	135,353
26	285,148	145,731	139,417	66	272,084	132,359	139,725
27	295,737	151,126	144,611	67	276,879	134,839	142,040
28	306,242	156,471	149,771	68	270,561	131,716	138,845
29	316,585	161,735	154,850	69	249,207	121,030	128,177
30	328,576	167,856	160,720	70	217,549	105,134	112,415
31	241,691	123,276	118,415	71	181,493	87,027	94,466
32	312,419	159,673	152,746	72	150,591	71,533	79,058
33	334,892	171,199	163,693	73	130,414	61,378	69,036
34	332,291	169,805	162,486	74	125,421	58,702	66,719
35	318,303	162,549	155,754	75	130,945	61,095	69,850
36	303,188	154,732	148,456	76	139,284	64,788	74,496
37	293,614	149,789	143,825	77	144,463	66,878	77,585
38	293,231	149,602	143,629	78	146,390	67,201	79,189
39	302,042	154,160	147,882	79	142,957	64,749	78,208
				80+	863,688	351,459	512,229
				Total	19,395,477	9,612,706	9,782,771

Infants (0-1 yers)	71,850	0.4
Young children (1-4)	340,909	1.8
School age children (6-18 years)	1,997,779	10.3
Primary (6-12 years)	901,897	4.7
Secondary (13-18)	1,095,882	5.7
Working age population (15-60)	12,902,279	66.5
Reproductive age women W(15-49)	4,860,490	49.7
Ageing index		212.5





# **Appendix C5**

**Population according to fertility increase**



2019

Age	Total	Male	Female	Age	Total	Male	Female
0	311,246	159,377	151,869	40	193,202	94,914	98,288
1	314,325	160,932	153,393	41	161,437	78,811	82,625
2	312,672	160,041	152,631	42	140,832	68,332	72,500
3	308,145	157,668	150,477	43	136,511	66,075	70,436
4	302,597	154,774	147,823	44	144,074	69,802	74,272
5	297,999	152,381	145,617	45	155,333	75,425	79,908
6	296,206	151,453	144,753	46	163,340	79,348	83,992
7	298,730	152,772	145,958	47	167,901	81,325	86,577
8	306,505	156,819	149,687	48	166,408	79,974	86,434
9	318,743	163,175	155,568	49	160,508	76,228	84,280
10	332,815	170,460	162,355	50	153,930	71,983	81,947
11	344,482	176,452	168,030	51	149,166	68,756	80,410
12	348,817	178,571	170,246	52	145,294	66,377	78,916
13	342,846	175,255	167,591	53	142,923	65,317	77,606
14	329,344	167,947	161,397	54	141,464	65,093	76,372
15	314,056	159,725	154,332	55	140,340	65,265	75,075
16	300,770	152,495	148,275	56	138,256	64,766	73,490
17	288,487	145,582	142,906	57	134,259	62,764	71,495
18	278,476	139,587	138,888	58	127,673	58,687	68,986
19	270,689	134,582	136,107	59	119,272	53,177	66,095
20	261,834	128,946	132,887	60	110,064	47,074	62,990
21	253,631	123,754	129,877	61	101,476	41,562	59,914
22	251,561	121,990	129,571	62	94,265	37,262	57,003
23	257,540	124,752	132,789	63	89,147	34,763	54,384
24	269,026	130,645	138,381	64	85,557	33,592	51,965
25	283,517	138,188	145,329	65	82,446	32,832	49,614
26	295,860	144,611	151,249	66	78,882	31,736	47,147
27	302,186	147,973	154,214	67	74,817	30,328	44,490
28	299,644	146,774	152,871	68	69,909	28,343	41,566
29	290,747	142,314	148,433	69	64,440	25,965	38,475
30	278,392	136,120	142,272	70	59,136	23,661	35,475
31	267,888	130,930	136,958	71	54,296	21,650	32,646
32	262,550	128,417	134,133	72	49,575	19,724	29,851
33	264,985	129,913	135,072	73	45,017	17,915	27,102
34	272,162	133,857	138,305	74	40,744	16,251	24,493
35	282,504	139,419	143,084	75	36,906	14,761	22,145
36	288,593	142,796	145,797	76	33,643	13,471	20,172
37	283,174	140,279	142,895	77	31,073	12,413	18,661
38	261,945	129,663	132,282	78	29,290	11,614	17,675
39	229,978	113,530	116,448	79	28,360	11,107	17,253
				80+	161,834	60,272	101,562
				Total	16,078,666	7,823,634	8,255,032

2020

Age	Total	Male	Female	Age	Total	Male	Female
0	338,250	173,076	165,174	40	229,612	113,320	116,292
1	243,015	124,156	118,859	41	192,837	94,713	98,124
2	314,060	160,790	153,270	42	161,133	78,645	82,488
3	336,603	172,382	164,221	43	140,566	68,187	72,379
4	333,991	170,994	162,997	44	136,254	65,936	70,318
5	319,966	163,720	156,246	45	143,749	69,625	74,124
6	304,839	155,892	148,947	46	154,921	75,200	79,721
7	295,285	150,964	144,321	47	162,905	79,112	83,793
8	294,977	150,825	144,152	48	167,455	81,082	86,373
9	303,929	155,479	148,450	49	165,965	79,734	86,231
10	318,639	163,109	155,530	50	159,948	75,925	84,023
11	332,715	170,399	162,316	51	153,245	71,614	81,631
12	344,378	176,388	167,990	52	148,504	68,404	80,100
13	348,710	178,506	170,204	53	144,648	66,036	78,612
14	342,742	175,191	167,551	54	142,289	64,983	77,306
15	329,192	167,848	161,344	55	140,722	64,698	76,024
16	313,852	159,587	154,265	56	139,472	64,799	74,673
17	300,575	152,364	148,211	57	137,401	64,305	73,096
18	288,300	145,456	142,844	58	133,429	62,316	71,113
19	278,297	139,468	138,829	59	126,886	58,270	68,616
20	270,477	134,442	136,035	60	118,309	52,679	65,630
21	261,588	128,785	132,803	61	108,935	46,511	62,424
22	253,395	123,601	129,794	62	100,443	41,066	59,377
23	251,327	121,838	129,489	63	93,309	36,817	56,492
24	257,300	124,595	132,705	64	88,244	34,347	53,897
25	268,765	130,482	138,283	65	84,399	33,067	51,332
26	283,231	138,014	145,217	66	81,014	32,181	48,833
27	295,561	144,429	151,132	67	77,511	31,108	46,403
28	301,879	147,785	154,094	68	73,516	29,727	43,789
29	299,341	146,589	152,752	69	68,693	27,782	40,911
30	290,437	142,125	148,312	70	62,947	25,298	37,649
31	278,078	135,927	142,151	71	57,161	22,770	34,391
32	267,587	130,746	136,841	72	52,136	20,627	31,509
33	262,253	128,235	134,018	73	47,689	18,848	28,841
34	264,686	129,729	134,957	74	43,871	17,449	26,422
35	271,828	133,655	138,173	75	40,114	16,132	23,982
36	282,126	139,193	142,933	76	36,658	14,917	21,741
37	288,210	142,565	145,645	77	33,739	13,815	19,924
38	282,795	140,052	142,743	78	30,634	12,440	18,194
39	261,595	129,453	132,142	79	27,113	10,604	16,509
				80+	161,723	59,543	102,180
				Total	16,344,873	7,963,466	8,381,407

2021

Age	Total	Male	Female	Age	Total	Male	Female
0	346,746	177,412	169,334	40	261,224	129,240	131,984
1	337,662	172,757	164,905	41	229,226	113,107	116,119
2	242,830	124,057	118,773	42	192,514	94,535	97,979
3	313,865	160,679	153,186	43	160,861	78,496	82,365
4	336,438	172,289	164,149	44	140,331	68,059	72,272
5	333,865	170,919	162,946	45	135,980	65,787	70,193
6	319,868	163,657	156,211	46	143,407	69,438	73,969
7	304,746	155,831	148,915	47	154,553	74,999	79,554
8	295,194	150,906	144,288	48	162,518	78,900	83,618
9	294,888	150,767	144,121	49	167,057	80,865	86,192
10	303,840	155,423	148,417	50	165,443	79,447	85,996
11	318,554	163,057	155,497	51	159,310	75,575	83,735
12	332,625	170,344	162,281	52	152,636	71,285	81,351
13	344,285	176,331	167,954	53	147,915	68,089	79,826
14	348,616	178,449	170,167	54	144,075	65,733	78,342
15	342,599	175,097	167,502	55	141,616	64,625	76,991
16	329,003	167,720	161,283	56	139,942	64,281	75,661
17	313,672	159,466	154,206	57	138,697	64,382	74,315
18	300,401	152,247	148,154	58	136,637	63,890	72,747
19	288,135	145,345	142,790	59	132,688	61,915	70,773
20	278,104	139,340	138,764	60	125,955	57,772	68,183
21	270,253	134,294	135,959	61	117,214	52,109	65,105
22	261,372	128,643	132,729	62	107,933	46,008	61,925
23	253,186	123,465	129,721	63	99,524	40,622	58,902
24	251,121	121,705	129,416	64	92,459	36,419	56,040
25	257,079	124,457	132,622	65	87,161	33,855	53,306
26	268,526	130,337	138,189	66	83,075	32,470	50,605
27	282,977	137,860	145,117	67	79,740	31,599	48,141
28	295,298	144,269	151,029	68	76,291	30,546	45,745
29	301,609	147,621	153,988	69	72,359	29,190	43,169
30	299,059	146,417	152,642	70	67,237	27,124	40,113
31	290,148	141,948	148,200	71	61,243	24,548	36,695
32	277,800	135,758	142,042	72	55,615	22,094	33,521
33	267,322	130,584	136,738	73	50,726	20,015	30,711
34	261,992	128,076	133,916	74	46,399	18,288	28,111
35	264,398	129,555	134,843	75	42,260	16,756	25,504
36	271,507	133,464	138,043	76	38,215	15,314	22,901
37	281,792	138,993	142,799	77	34,923	14,162	20,761
38	287,869	142,361	145,508	78	32,142	13,115	19,027
39	282,461	139,851	142,610	79	29,184	11,810	17,374
				80+	164,579	60,839	103,740
				Total	16,622,569	8,109,054	8,513,515

2022

Age	Total	Male	Female	Age	Total	Male	Female
0	362,914	185,691	177,223	40	282,094	139,639	142,455
1	346,182	177,105	169,077	41	260,824	129,017	131,807
2	337,425	172,630	164,795	42	228,875	112,912	115,963
3	242,690	123,978	118,712	43	192,219	94,372	97,847
4	313,725	160,600	153,125	44	160,615	78,360	82,255
5	336,326	172,222	164,104	45	140,072	67,917	72,155
6	333,771	170,858	162,913	46	135,684	65,624	70,060
7	319,779	163,599	156,180	47	143,095	69,267	73,828
8	304,659	155,775	148,884	48	154,216	74,814	79,402
9	295,111	150,852	144,259	49	162,164	78,705	83,459
10	294,810	150,718	144,092	50	166,573	80,595	85,978
11	303,766	155,377	148,389	51	164,838	79,110	85,728
12	318,475	163,009	155,466	52	158,729	75,254	83,475
13	332,542	170,293	162,249	53	152,080	70,982	81,098
14	344,200	176,279	167,921	54	147,377	67,800	79,577
15	348,485	178,363	170,122	55	143,450	65,398	78,052
16	342,418	174,974	167,444	56	140,893	64,238	76,655
17	328,830	167,603	161,227	57	139,227	63,896	75,331
18	313,508	159,355	154,153	58	137,988	63,996	73,992
19	300,244	152,141	148,103	59	135,936	63,507	72,429
20	287,953	145,223	142,730	60	131,791	61,424	70,367
21	277,894	139,200	138,694	61	124,878	57,192	67,686
22	270,049	134,159	135,890	62	116,216	51,585	64,631
23	261,175	128,514	132,661	63	107,019	45,545	61,474
24	252,997	123,341	129,656	64	98,687	40,214	58,473
25	250,926	121,583	129,343	65	91,411	35,933	55,478
26	256,871	124,331	132,540	66	85,898	33,284	52,614
27	268,308	130,204	138,104	67	81,868	31,921	49,947
28	282,747	137,721	145,026	68	78,581	31,065	47,516
29	295,059	144,123	150,936	69	75,180	30,030	45,150
30	301,351	147,463	153,888	70	70,935	28,541	42,394
31	298,787	146,251	152,536	71	65,541	26,367	39,174
32	289,886	141,788	148,098	72	59,701	23,863	35,838
33	277,549	135,604	141,945	73	54,214	21,477	32,737
34	267,080	130,437	136,643	74	49,448	19,456	29,992
35	261,733	127,920	133,813	75	44,806	17,601	27,205
36	264,114	129,385	134,729	76	40,388	15,954	24,434
37	271,215	133,290	137,925	77	36,521	14,580	21,941
38	281,488	138,811	142,677	78	33,374	13,483	19,891
39	287,559	142,175	145,384	79	30,716	12,487	18,229
				80+	169,159	63,128	106,031
				Total	16,917,882	8,263,478	8,654,404

2023

Age	Total	Male	Female	Age	Total	Male	Female
0	379,347	194,105	185,242	40	287,220	141,979	145,241
1	362,367	185,392	176,975	41	281,698	139,417	142,281
2	345,955	176,984	168,971	42	260,459	128,813	131,646
3	337,248	172,529	164,719	43	228,555	112,733	115,822
4	242,592	123,923	118,669	44	191,950	94,222	97,728
5	313,631	160,544	153,087	45	160,344	78,209	82,135
6	336,239	172,165	164,074	46	139,793	67,763	72,030
7	333,686	170,803	162,883	47	135,413	65,474	69,939
8	319,696	163,545	156,151	48	142,809	69,109	73,700
9	304,579	155,723	148,856	49	153,907	74,643	79,264
10	295,040	150,807	144,233	50	161,735	78,464	83,271
11	294,743	150,677	144,066	51	166,014	80,279	85,735
12	303,698	155,335	148,363	52	164,284	78,799	85,485
13	318,404	162,965	155,439	53	158,199	74,959	83,240
14	332,466	170,247	162,219	54	151,571	70,703	80,868
15	344,081	176,200	167,881	55	146,789	67,480	79,309
16	348,318	178,249	170,069	56	142,776	65,034	77,742
17	342,253	174,862	167,391	57	140,231	63,881	76,350
18	328,674	167,497	161,177	58	138,572	63,540	75,032
19	313,358	159,253	154,105	59	137,338	63,640	73,698
20	300,070	152,024	148,046	60	135,089	63,039	72,050
21	287,755	145,090	142,665	61	130,750	60,850	69,900
22	277,703	139,073	138,630	62	123,896	56,658	67,238
23	269,864	134,036	135,828	63	115,307	51,104	64,203
24	260,998	128,397	132,601	64	106,185	45,119	61,066
25	252,818	123,228	129,590	65	97,651	39,714	57,937
26	250,740	121,470	129,270	66	90,182	35,365	54,817
27	256,682	124,216	132,466	67	84,747	32,759	51,988
28	268,111	130,084	138,027	68	80,768	31,417	49,351
29	282,538	137,594	144,944	69	77,524	30,574	46,950
30	294,829	143,982	150,847	70	73,806	29,403	44,403
31	301,103	147,311	153,792	71	69,270	27,792	41,478
32	298,542	146,101	152,441	72	64,002	25,674	38,328
33	289,647	141,642	148,005	73	58,300	23,236	35,064
34	277,322	135,465	141,857	74	52,943	20,913	32,030
35	266,839	130,292	136,547	75	47,862	18,767	29,095
36	261,477	127,767	133,710	76	42,946	16,803	26,143
37	263,855	129,231	134,624	77	38,712	15,231	23,481
38	270,949	133,130	137,819	78	35,004	13,919	21,085
39	281,211	138,645	142,566	79	31,987	12,872	19,115
				80+	174,751	65,798	108,953
				Total	17,230,767	8,426,731	8,804,036

2025

Age	Total	Male	Female	Age	Total	Male	Female
0	413,571	211,630	201,941	40	270,441	132,831	137,610
1	395,680	202,449	193,231	41	280,581	138,284	142,297
2	378,607	193,703	184,904	42	286,517	141,583	144,934
3	361,987	185,182	176,805	43	281,010	139,028	141,982
4	345,674	176,825	168,849	44	259,822	128,453	131,369
5	337,044	172,411	164,633	45	227,940	112,386	115,554
6	242,474	123,850	118,624	46	191,331	93,873	97,458
7	313,487	160,450	153,037	47	159,782	77,893	81,889
8	336,086	172,065	164,021	48	139,302	67,489	71,813
9	333,535	170,704	162,831	49	134,938	65,209	69,729
10	319,553	163,453	156,100	50	142,231	68,784	73,447
11	304,454	155,644	148,810	51	153,099	74,181	78,918
12	294,924	150,736	144,188	52	160,780	77,918	82,862
13	294,626	150,604	144,022	53	165,037	79,721	85,316
14	303,579	155,262	148,317	54	163,315	78,249	85,066
15	318,246	162,863	155,383	55	157,180	74,385	82,795
16	332,228	170,087	162,141	56	150,408	70,056	80,352
17	343,793	176,003	167,790	57	145,571	66,808	78,763
18	348,027	178,050	169,977	58	141,592	64,388	77,204
19	341,966	174,666	167,300	59	139,068	63,245	75,823
20	328,375	167,293	161,082	60	137,245	62,809	74,436
21	313,013	159,020	153,993	61	135,639	62,695	72,944
22	299,711	151,781	147,930	62	133,210	61,988	71,222
23	287,413	144,859	142,554	63	128,933	59,837	69,096
24	277,372	138,851	138,521	64	122,179	55,713	66,466
25	269,539	133,823	135,716	65	113,437	50,111	63,326
26	260,670	128,190	132,480	66	103,930	43,981	59,949
27	252,495	123,030	129,465	67	95,317	38,587	56,730
28	250,421	121,275	129,146	68	88,037	34,362	53,675
29	256,352	124,015	132,337	69	82,736	31,831	50,905
30	267,760	129,870	137,890	70	78,510	30,384	48,126
31	282,147	137,355	144,792	71	74,661	29,278	45,383
32	294,409	143,725	150,684	72	70,726	28,011	42,715
33	300,674	147,048	153,626	73	66,376	26,474	39,902
34	298,116	145,840	152,276	74	61,330	24,457	36,873
35	289,215	141,379	147,836	75	55,424	21,946	33,478
36	276,870	135,193	141,677	76	49,485	19,395	30,090
37	266,383	130,020	136,363	77	44,326	17,234	27,092
38	261,031	127,500	133,531	78	39,775	15,431	24,344
39	263,404	128,961	134,443	79	35,852	13,987	21,865
				80+	188,169	71,397	116,772
				Total	17,910,153	8,780,337	9,129,816



Age	Total	Male	Female	Age	Total	Male	Female
0	431,649	220,886	210,763	40	263,167	128,823	134,344
1	413,073	211,356	201,717	41	270,154	132,668	137,486
2	395,476	202,339	193,137	42	280,282	138,115	142,167
3	378,452	193,615	184,837	43	286,212	141,409	144,803
4	361,879	185,121	176,758	44	280,711	138,857	141,854
5	345,600	176,781	168,819	45	259,486	128,261	131,225
6	336,976	172,366	164,610	46	227,589	112,185	115,404
7	242,425	123,818	118,607	47	191,035	93,704	97,331
8	313,424	160,409	153,015	48	159,537	77,754	81,783
9	336,018	172,020	163,998	49	139,087	67,368	71,719
10	333,472	170,664	162,808	50	134,663	65,051	69,612
11	319,499	163,419	156,080	51	141,863	68,572	73,291
12	304,402	155,612	148,790	52	152,702	73,951	78,751
13	294,873	150,704	144,169	53	160,364	77,677	82,687
14	294,576	150,573	144,003	54	164,610	79,474	85,136
15	303,498	155,208	148,290	55	162,805	77,955	84,850
16	318,131	162,784	155,347	56	156,600	74,053	82,547
17	332,107	170,004	162,103	57	149,854	69,743	80,111
18	343,668	175,917	167,751	58	145,036	66,510	78,526
19	347,900	177,963	169,937	59	141,074	64,101	76,973
20	341,817	174,564	167,253	60	138,395	62,871	75,524
21	328,205	167,177	161,028	61	136,402	62,338	74,064
22	312,852	158,910	153,942	62	134,806	62,226	72,580
23	299,555	151,675	147,880	63	132,391	61,524	70,867
24	287,265	144,759	142,506	64	128,139	59,388	68,751
25	277,223	138,754	138,469	65	121,152	55,150	66,002
26	269,389	133,729	135,660	66	112,211	49,465	62,746
27	260,526	128,100	132,426	67	102,813	43,413	59,400
28	252,355	122,944	129,411	68	94,300	38,090	56,210
29	250,283	121,190	129,093	69	87,101	33,918	53,183
30	256,202	123,924	132,278	70	81,530	31,282	50,248
31	267,596	129,769	137,827	71	77,029	29,720	47,309
32	281,973	137,249	144,724	72	73,249	28,637	44,612
33	294,227	143,613	150,614	73	69,388	27,398	41,990
34	300,489	146,935	153,554	74	65,120	25,895	39,225
35	297,914	145,717	152,197	75	59,721	23,728	35,993
36	289,000	141,250	147,750	76	53,533	21,105	32,428
37	276,665	135,070	141,595	77	47,798	18,651	29,147
38	266,186	129,902	136,284	78	42,816	16,573	26,243
39	260,838	127,384	133,454	79	38,420	14,839	23,581
				80+	196,684	74,567	122,117
				Total	18,277,487	8,971,183	9,306,304

2027

Age	Total	Male	Female	Age	Total	Male	Female
0	450,283	230,426	219,857	40	260,625	127,260	133,365
1	431,167	220,619	210,548	41	262,913	128,678	134,235
2	412,877	211,251	201,626	42	269,892	132,519	137,373
3	395,326	202,253	193,073	43	280,010	137,959	142,051
4	378,350	193,557	184,793	44	285,934	141,249	144,685
5	361,810	185,080	176,730	45	280,379	138,666	141,713
6	345,536	176,739	168,797	46	259,119	128,048	131,071
7	336,913	172,324	164,589	47	227,268	112,000	115,268
8	242,381	123,789	118,592	48	190,766	93,549	97,217
9	313,366	160,371	152,995	49	159,313	77,626	81,687
10	335,960	171,983	163,977	50	138,826	67,217	71,609
11	333,420	170,631	162,789	51	134,344	64,865	69,479
12	319,449	163,388	156,061	52	141,527	68,376	73,151
13	304,354	155,582	148,772	53	152,339	73,739	78,600
14	294,827	150,675	144,152	54	159,984	77,455	82,529
15	294,506	150,526	143,980	55	164,137	79,197	84,940
16	303,397	155,139	148,258	56	162,252	77,632	84,620
17	318,025	162,711	155,314	57	156,068	73,746	82,322
18	331,997	169,928	162,069	58	149,347	69,454	79,893
19	343,554	175,838	167,716	59	144,546	66,234	78,312
20	347,762	177,868	169,894	60	140,446	63,748	76,698
21	341,656	174,454	167,202	61	137,616	62,434	75,182
22	328,051	167,071	160,980	62	135,633	61,903	73,730
23	312,705	158,809	153,896	63	134,044	61,793	72,251
24	299,414	151,579	147,835	64	131,643	61,096	70,547
25	287,126	144,667	142,459	65	127,142	58,828	68,314
26	277,082	138,665	138,417	66	119,935	54,485	65,450
27	269,253	133,644	135,609	67	111,088	48,868	62,220
28	260,395	128,018	132,377	68	101,793	42,889	58,904
29	252,228	122,865	129,363	69	93,369	37,630	55,739
30	250,151	121,109	129,042	70	85,924	33,370	52,554
31	256,059	123,837	132,222	71	80,100	30,637	49,463
32	267,447	129,677	137,770	72	75,679	29,109	46,570
33	281,816	137,153	144,663	73	71,963	28,047	43,916
34	294,061	143,511	150,550	74	68,168	26,834	41,334
35	300,304	146,822	153,482	75	63,527	25,167	38,360
36	297,713	145,596	152,117	76	57,814	22,867	34,947
37	288,806	141,133	147,673	77	51,825	20,339	31,486
38	276,478	134,957	141,521	78	46,274	17,974	28,300
39	266,006	129,794	136,212	79	41,452	15,972	25,480
				80+	206,718	78,181	128,537
				Total	18,663,753	9,171,679	9,492,074

2028

Age	Total	Male	Female	Age	Total	Male	Female
0	469,038	240,029	229,009	40	265,808	129,678	136,130
1	449,818	230,167	219,651	41	260,395	127,128	133,267
2	430,978	220,517	210,461	42	262,680	128,544	134,136
3	412,733	211,169	201,564	43	269,653	132,382	137,271
4	395,230	202,198	193,032	44	279,763	137,816	141,947
5	378,285	193,518	184,767	45	285,626	141,070	144,556
6	361,749	185,040	176,709	46	280,015	138,454	141,561
7	345,477	176,700	168,777	47	258,785	127,853	130,932
8	336,856	172,286	164,570	48	226,974	111,829	115,145
9	242,340	123,762	118,578	49	190,520	93,406	97,114
10	313,317	160,339	152,978	50	159,040	77,466	81,574
11	335,912	171,953	163,959	51	138,524	67,039	71,485
12	333,372	170,601	162,771	52	134,053	64,694	69,359
13	319,403	163,359	156,044	53	141,219	68,195	73,024
14	304,310	155,554	148,756	54	152,008	73,544	78,464
15	294,762	150,632	144,130	55	159,563	77,205	82,358
16	294,417	150,464	143,953	56	163,622	78,892	84,730
17	303,306	155,076	148,230	57	161,744	77,333	84,411
18	317,929	162,645	155,284	58	155,580	73,461	82,119
19	331,896	169,858	162,038	59	148,882	69,187	79,695
20	343,430	175,752	167,678	60	143,954	65,895	78,059
21	347,614	177,766	169,848	61	139,720	63,336	76,384
22	341,510	174,353	167,157	62	136,902	62,029	74,873
23	327,911	166,974	160,937	63	134,931	61,503	73,428
24	312,571	158,717	153,854	64	133,348	61,393	71,955
25	299,283	151,492	147,791	65	130,698	60,559	70,139
26	286,993	144,582	142,411	66	125,956	58,164	67,792
27	276,955	138,584	138,371	67	118,820	53,870	64,950
28	269,130	133,567	135,563	68	110,062	48,317	61,745
29	260,275	127,943	132,332	69	100,859	42,405	58,454
30	252,107	122,789	129,318	70	92,191	37,058	55,133
31	250,024	121,032	128,992	71	84,523	32,724	51,799
32	255,931	123,758	132,173	72	78,796	30,043	48,753
33	267,310	129,593	137,717	73	74,446	28,545	45,901
34	281,673	137,065	144,608	74	70,789	27,504	43,285
35	293,897	143,411	150,486	75	66,612	26,121	40,491
36	300,119	146,710	153,409	76	61,630	24,303	37,327
37	297,530	145,485	152,045	77	56,089	22,083	34,006
38	288,629	141,026	147,603	78	50,279	19,641	30,638
39	276,309	134,855	141,454	79	44,895	17,357	27,538
				80+	218,528	82,446	136,082
				Total	19,068,811	9,381,793	9,687,018

2029

Age	Total	Male	Female	Age	Total	Male	Female
0	487,619	249,544	238,075	40	276,122	134,745	141,377
1	468,589	239,777	228,812	41	265,593	129,554	136,039
2	449,636	230,069	219,567	42	260,186	127,007	133,179
3	430,841	220,438	210,403	43	262,468	128,422	134,046
4	412,642	211,117	201,525	44	269,437	132,257	137,180
5	395,168	202,161	193,007	45	279,486	137,654	141,832
6	378,226	193,479	184,747	46	285,288	140,871	144,417
7	361,693	185,003	176,690	47	279,683	138,259	141,424
8	345,423	176,664	168,759	48	258,479	127,673	130,806
9	336,804	172,251	164,553	49	226,706	111,672	115,034
10	242,306	123,740	118,566	50	190,221	93,228	96,993
11	313,275	160,313	152,962	51	158,723	77,277	81,446
12	335,868	171,925	163,943	52	138,248	66,875	71,373
13	333,328	170,573	162,755	53	133,787	64,536	69,251
14	319,362	163,333	156,029	54	140,938	68,028	72,910
15	304,249	155,513	148,736	55	151,640	73,324	78,316
16	294,680	150,575	144,105	56	159,101	76,928	82,173
17	294,336	150,408	143,928	57	163,150	78,610	84,540
18	303,223	155,018	148,205	58	161,277	77,055	84,222
19	317,841	162,584	155,257	59	155,134	73,198	81,936
20	331,788	169,783	162,005	60	148,318	68,858	79,460
21	343,296	175,659	167,637	61	143,269	65,499	77,770
22	347,479	177,672	169,807	62	139,055	62,955	76,100
23	341,378	174,261	167,117	63	136,251	61,656	74,595
24	327,784	166,886	160,898	64	134,289	61,133	73,156
25	312,446	158,634	153,812	65	132,465	60,890	71,575
26	299,157	151,411	147,746	66	129,570	59,920	69,650
27	286,874	144,505	142,369	67	124,869	57,550	67,319
28	276,839	138,510	138,329	68	117,799	53,302	64,497
29	269,018	133,496	135,522	69	109,122	47,807	61,315
30	260,161	127,872	132,289	70	99,671	41,800	57,871
31	251,991	122,717	129,274	71	90,787	36,383	54,404
32	249,909	120,961	128,948	72	83,242	32,127	51,115
33	255,813	123,686	132,127	73	77,605	29,496	48,109
34	267,187	129,517	137,670	74	73,320	28,025	45,295
35	281,531	136,978	144,553	75	69,282	26,813	42,469
36	293,732	143,311	150,421	76	64,755	25,274	39,481
37	299,951	146,608	153,343	77	59,909	23,514	36,395
38	297,365	145,385	151,980	78	54,523	21,366	33,157
39	288,467	140,927	147,540	79	48,878	19,004	29,874
				80+	232,290	87,514	144,776
				Total	19,492,211	9,601,323	9,890,888

2030

Age	Total	Male	Female	Age	Total	Male	Female
0	505,889	258,900	246,989	40	288,289	140,821	147,468
1	487,187	249,301	237,886	41	275,919	134,627	141,292
2	468,413	239,682	228,731	42	265,398	129,441	135,957
3	449,505	229,993	219,512	43	259,996	126,896	133,100
4	430,755	220,389	210,366	44	262,275	128,310	133,965
5	412,584	211,082	201,502	45	269,193	132,114	137,079
6	395,111	202,123	192,988	46	279,184	137,475	141,709
7	378,173	193,444	184,729	47	284,979	140,688	144,291
8	361,641	184,968	176,673	48	279,379	138,079	141,300
9	345,373	176,631	168,742	49	258,199	127,507	130,692
10	336,760	172,222	164,538	50	226,379	111,475	114,904
11	242,277	123,722	118,555	51	189,874	93,018	96,856
12	313,238	160,289	152,949	52	158,434	77,103	81,331
13	335,829	171,900	163,929	53	137,996	66,724	71,272
14	333,287	170,547	162,740	54	133,543	64,390	69,153
15	319,304	163,294	156,010	55	140,625	67,839	72,786
16	304,172	155,459	148,713	56	151,236	73,080	78,156
17	294,607	150,524	144,083	57	158,678	76,672	82,006
18	294,262	150,357	143,905	58	162,717	78,348	84,369
19	303,146	154,964	148,182	59	160,849	76,799	84,050
20	317,747	162,518	155,229	60	154,592	72,874	81,718
21	331,671	169,702	161,969	61	147,666	68,473	79,193
22	343,175	175,574	167,601	62	142,641	65,133	77,508
23	347,357	177,587	169,770	63	138,447	62,603	75,844
24	341,257	174,177	167,080	64	135,657	61,312	74,345
25	327,664	166,805	160,859	65	133,468	60,664	72,804
26	312,327	158,557	153,770	66	131,409	60,290	71,119
27	299,044	151,338	147,706	67	128,536	59,329	69,207
28	286,766	144,435	142,331	68	123,872	56,982	66,890
29	276,733	138,442	138,291	69	116,863	52,776	64,087
30	268,912	133,429	135,483	70	107,921	47,167	60,754
31	260,051	127,803	132,248	71	98,251	41,083	57,168
32	251,886	122,652	129,234	72	89,503	35,760	53,743
33	249,805	120,897	128,908	73	82,069	31,575	50,494
34	255,706	123,620	132,086	74	76,514	28,990	47,524
35	267,064	129,442	137,622	75	71,868	27,362	44,506
36	281,388	136,891	144,497	76	67,477	25,990	41,487
37	293,583	143,220	150,363	77	63,066	24,498	38,568
38	299,798	146,515	153,283	78	58,345	22,792	35,553
39	297,214	145,293	151,921	79	53,101	20,710	32,391
				80+	248,288	93,533	154,755
				Total	19,933,357	9,829,990	10,103,367

2031

Age	Total	Male	Female	Age	Total	Male	Female
0	516,351	264,254	252,097	40	297,046	145,192	151,854
1	505,474	258,665	246,809	41	288,097	140,708	147,389
2	487,019	249,209	237,810	42	275,733	134,518	141,215
3	468,286	239,609	228,677	43	265,220	129,336	135,884
4	449,423	229,946	219,477	44	259,821	126,794	133,027
5	430,702	220,356	210,346	45	262,058	128,181	133,877
6	412,530	211,046	201,484	46	268,926	131,955	136,971
7	395,058	202,088	192,970	47	278,906	137,309	141,597
8	378,123	193,410	184,713	48	284,695	140,518	144,177
9	361,593	184,936	176,657	49	279,101	137,912	141,189
10	345,332	176,604	168,728	50	257,858	127,299	130,559
11	336,723	172,198	164,525	51	225,998	111,241	114,757
12	242,250	123,705	118,545	52	189,555	92,823	96,732
13	313,204	160,267	152,937	53	158,169	76,941	81,228
14	335,793	171,877	163,916	54	137,765	66,584	71,181
15	333,231	170,509	162,722	55	133,269	64,223	69,046
16	319,230	163,242	155,988	56	140,280	67,628	72,652
17	304,102	155,410	148,692	57	150,865	72,853	78,012
18	294,540	150,477	144,063	58	158,289	76,434	81,855
19	294,194	150,309	143,885	59	162,318	78,104	84,214
20	303,064	154,906	148,158	60	160,329	76,482	83,847
21	317,644	162,446	155,198	61	153,963	72,493	81,470
22	331,565	169,627	161,938	62	147,067	68,115	78,952
23	343,065	175,497	167,568	63	142,066	64,794	77,272
24	347,246	177,509	169,737	64	137,889	62,276	75,613
25	341,143	174,099	167,044	65	134,892	60,871	74,021
26	327,550	166,731	160,819	66	132,483	60,102	72,381
27	312,220	158,487	153,733	67	130,438	59,731	70,707
28	298,940	151,270	147,670	68	127,584	58,779	68,805
29	286,667	144,371	142,296	69	122,956	56,454	66,502
30	276,632	138,377	138,255	70	115,660	52,109	63,551
31	268,809	133,364	135,445	71	106,478	46,403	60,075
32	259,952	127,741	132,211	72	96,949	40,418	56,531
33	251,790	122,592	129,198	73	88,323	35,180	53,143
34	249,710	120,838	128,872	74	80,993	31,063	49,930
35	255,599	123,554	132,045	75	75,100	28,339	46,761
36	266,939	129,366	137,573	76	70,117	26,564	43,553
37	281,259	136,812	144,447	77	65,833	25,233	40,600
38	293,446	143,136	150,310	78	61,526	23,784	37,742
39	299,659	146,430	153,229	79	56,921	22,128	34,793
				80+	266,494	100,438	166,056
				Total	20,384,087	10,063,579	10,320,508

Age	Total	Male	Female	Age	Total	Male	Female
0	518,882	265,546	253,336	40	299,503	146,335	153,168
1	515,959	264,029	251,930	41	296,864	145,083	151,781
2	505,312	258,576	246,736	42	287,920	140,603	147,317
3	486,897	249,138	237,759	43	275,563	134,417	141,146
4	468,209	239,564	228,645	44	265,057	129,239	135,818
5	449,371	229,914	219,457	45	259,624	126,676	132,948
6	430,650	220,321	210,329	46	261,817	128,036	133,781
7	412,480	211,012	201,468	47	268,681	131,807	136,874
8	395,010	202,055	192,955	48	278,650	137,153	141,497
9	378,077	193,379	184,698	49	284,435	140,361	144,074
10	361,552	184,909	176,643	50	278,760	137,701	141,059
11	345,298	176,582	168,716	51	257,458	127,049	130,409
12	336,689	172,176	164,513	52	225,648	111,023	114,625
13	242,225	123,689	118,536	53	189,262	92,641	96,621
14	313,173	160,247	152,926	54	157,925	76,790	81,135
15	335,741	171,841	163,900	55	137,504	66,423	71,081
16	333,161	170,459	162,702	56	132,966	64,035	68,931
17	319,163	163,195	155,968	57	139,962	67,430	72,532
18	304,038	155,365	148,673	58	150,522	72,640	77,882
19	294,477	150,432	144,045	59	157,929	76,211	81,718
20	294,121	150,257	143,864	60	161,832	77,801	84,031
21	302,975	154,843	148,132	61	159,724	76,107	83,617
22	317,551	162,380	155,171	62	153,383	72,137	81,246
23	331,467	169,558	161,909	63	146,516	67,781	78,735
24	342,964	175,425	167,539	64	141,536	64,476	77,060
25	347,140	177,436	169,704	65	137,168	61,854	75,314
26	341,035	174,027	167,008	66	133,969	60,339	73,630
27	327,447	166,663	160,784	67	131,575	59,576	71,999
28	312,120	158,421	153,699	68	129,543	59,209	70,334
29	298,845	151,208	147,637	69	126,706	58,265	68,441
30	286,572	144,309	142,263	70	121,771	55,778	65,993
31	276,536	138,315	138,221	71	114,209	51,308	62,901
32	268,714	133,304	135,410	72	105,150	45,689	59,461
33	259,861	127,683	132,178	73	95,748	39,796	55,952
34	251,703	122,537	129,166	74	87,239	34,639	52,600
35	249,614	120,779	128,835	75	79,588	30,398	49,190
36	255,491	123,487	132,004	76	73,389	27,552	45,837
37	266,825	129,296	137,529	77	68,518	25,826	42,692
38	281,140	136,738	144,402	78	64,329	24,532	39,797
39	293,321	143,059	150,262	79	60,119	23,123	36,996
				80+	286,295	107,852	178,443
				Total	20,836,163	10,297,845	10,538,318

2033

Age	Total	Male	Female	Age	Total	Male	Female
0	520,778	266,515	254,263	40	293,182	142,974	150,208
1	518,516	265,334	253,182	41	299,334	146,233	153,101
2	515,805	263,944	251,861	42	296,695	144,981	151,714
3	505,196	258,507	246,689	43	287,758	140,505	147,253
4	486,823	249,095	237,728	44	275,407	134,323	141,084
5	468,161	239,534	228,627	45	264,873	129,127	135,746
6	449,320	229,879	219,441	46	259,404	126,542	132,862
7	430,601	220,288	210,313	47	261,598	127,902	133,696
8	412,435	210,981	201,454	48	268,453	131,668	136,785
9	394,965	202,024	192,941	49	278,416	137,009	141,407
10	378,038	193,353	184,685	50	284,115	140,160	143,955
11	361,518	184,887	176,631	51	278,361	137,449	140,912
12	345,266	176,561	168,705	52	257,091	126,816	130,275
13	336,659	172,156	164,503	53	225,326	110,820	114,506
14	242,202	123,674	118,528	54	188,991	92,471	96,520
15	313,128	160,216	152,912	55	157,650	76,616	81,034
16	335,677	171,795	163,882	56	137,213	66,240	70,973
17	333,096	170,413	162,683	57	132,687	63,859	68,828
18	319,102	163,151	155,951	58	139,669	67,246	72,423
19	303,978	155,322	148,656	59	150,205	72,440	77,765
20	294,410	150,384	144,026	60	157,490	75,933	81,557
21	294,041	150,200	143,841	61	161,266	77,443	83,823
22	302,894	154,785	148,109	62	159,165	75,756	83,409
23	317,466	162,319	155,147	63	152,850	71,805	81,045
24	331,377	169,494	161,883	64	146,009	67,469	78,540
25	342,868	175,358	167,510	65	140,847	64,064	76,783
26	347,040	177,369	169,671	66	136,295	61,343	74,952
27	340,935	173,960	166,975	67	133,118	59,841	73,277
28	327,353	166,600	160,753	68	130,737	59,084	71,653
29	312,030	158,361	153,669	69	128,716	58,720	69,996
30	298,753	151,148	147,605	70	125,566	57,604	67,962
31	286,481	144,249	142,232	71	120,338	54,964	65,374
32	276,447	138,258	138,189	72	112,870	50,559	62,311
33	268,627	133,248	135,379	73	103,926	45,022	58,904
34	259,779	127,630	132,149	74	94,641	39,215	55,426
35	251,614	122,481	129,133	75	85,817	33,934	51,883
36	249,517	120,719	128,798	76	77,884	29,592	48,292
37	255,392	123,425	131,967	77	71,822	26,823	44,999
38	266,720	129,231	137,489	78	67,055	25,142	41,913
39	281,032	136,670	144,362	79	62,952	23,882	39,070
				80+	306,958	115,332	191,626
				Total	21,288,790	10,532,426	10,756,364



Age	Total	Male	Female	Age	Total	Male	Female
0	521,691	266,982	254,709	40	280,910	136,594	144,316
1	520,435	266,315	254,120	41	293,030	142,881	150,149
2	518,373	265,254	253,119	42	299,179	146,138	153,041
3	515,696	263,879	251,817	43	296,541	144,887	151,654
4	505,125	258,465	246,660	44	287,609	140,414	147,195
5	486,778	249,067	237,711	45	275,230	134,214	141,016
6	468,112	239,500	228,612	46	264,668	129,000	135,668
7	449,274	229,847	219,427	47	259,203	126,418	132,785
8	430,555	220,257	210,298	48	261,394	127,776	133,618
9	412,392	210,951	201,441	49	268,245	131,539	136,706
10	394,928	201,999	192,929	50	278,128	136,826	141,302
11	378,006	193,332	184,674	51	283,740	139,920	143,820
12	361,488	184,867	176,621	52	277,994	137,213	140,781
13	345,236	176,541	168,695	53	256,753	126,599	130,154
14	336,630	172,137	164,493	54	225,030	110,631	114,399
15	242,171	123,652	118,519	55	188,683	92,273	96,410
16	313,072	160,176	152,896	56	157,343	76,419	80,924
17	335,617	171,752	163,865	57	136,945	66,069	70,876
18	333,037	170,370	162,667	58	132,430	63,695	68,735
19	319,045	163,110	155,935	59	139,396	67,072	72,324
20	303,914	155,276	148,638	60	149,819	72,192	77,627
21	294,338	150,332	144,006	61	156,980	75,605	81,375
22	293,968	150,147	143,821	62	160,742	77,107	83,635
23	302,819	154,731	148,088	63	158,651	75,429	83,222
24	317,388	162,262	155,126	64	152,358	71,494	80,864
25	331,292	169,435	161,857	65	145,348	67,064	78,284
26	342,777	175,296	167,481	66	140,012	63,564	76,448
27	346,948	177,307	169,641	67	135,489	60,865	74,624
28	340,845	173,899	166,946	68	132,331	59,374	72,957
29	327,265	166,541	160,724	69	129,963	58,623	71,340
30	311,944	158,303	153,641	70	127,638	58,090	69,548
31	298,664	151,090	147,574	71	124,184	56,806	67,378
32	286,397	144,194	142,203	72	119,014	54,202	64,812
33	276,366	138,205	138,161	73	111,633	49,858	61,775
34	268,549	133,197	135,352	74	102,796	44,399	58,397
35	259,695	127,576	132,119	75	93,184	38,454	54,730
36	251,524	122,424	129,100	76	84,086	33,078	51,008
37	249,427	120,663	128,764	77	76,321	28,845	47,476
38	255,301	123,368	131,933	78	70,385	26,145	44,240
39	266,626	129,172	137,454	79	65,714	24,508	41,206
				80+	328,084	122,664	205,420
				Total	21,740,891	10,766,815	10,974,076

2035

Age	Total	Male	Female	Age	Total	Male	Female
0	523,292	267,804	255,488	40	266,521	129,106	137,415
1	521,371	266,793	254,578	41	280,777	136,512	144,265
2	520,302	266,240	254,062	42	292,891	142,795	150,096
3	518,271	265,193	253,078	43	299,036	146,050	152,986
4	515,631	263,840	251,791	44	296,400	144,799	151,601
5	505,082	258,437	246,645	45	287,439	140,308	147,131
6	486,731	249,035	237,696	46	275,033	134,091	140,942
7	468,067	239,469	228,598	47	264,479	128,881	135,598
8	449,231	229,817	219,414	48	259,017	126,302	132,715
9	430,513	220,228	210,285	49	261,208	127,659	133,549
10	412,356	210,926	201,430	50	267,989	131,375	136,614
11	394,897	201,978	192,919	51	277,790	136,607	141,183
12	377,977	193,313	184,664	52	283,395	139,696	143,699
13	361,459	184,848	176,611	53	277,657	136,994	140,663
14	345,209	176,522	168,687	54	256,440	126,396	130,044
15	336,590	172,109	164,481	55	224,692	110,410	114,282
16	242,131	123,623	118,508	56	188,341	92,049	96,292
17	313,021	160,139	152,882	57	157,058	76,234	80,824
18	335,562	171,712	163,850	58	136,699	65,910	70,789
19	332,983	170,331	162,652	59	132,191	63,541	68,650
20	318,983	163,065	155,918	60	139,065	66,856	72,209
21	303,846	155,226	148,620	61	149,368	71,898	77,470
22	294,271	150,283	143,988	62	156,508	75,298	81,210
23	293,902	150,099	143,803	63	160,260	76,794	83,466
24	302,750	154,681	148,069	64	158,176	75,122	83,054
25	317,314	162,209	155,105	65	151,714	71,089	80,625
26	331,211	169,380	161,831	66	144,544	66,571	77,973
27	342,694	175,239	167,455	67	139,240	63,096	76,144
28	346,863	177,249	169,614	68	134,744	60,417	74,327
29	340,763	173,843	166,920	69	131,604	58,937	72,667
30	327,180	166,484	160,696	70	128,949	58,026	70,923
31	311,861	158,248	153,613	71	126,326	57,326	69,000
32	298,583	151,036	147,547	72	122,906	56,059	66,847
33	286,320	144,143	142,177	73	117,791	53,490	64,301
34	276,292	138,156	138,136	74	110,490	49,202	61,288
35	268,469	133,145	135,324	75	101,301	43,580	57,721
36	259,609	127,521	132,088	76	91,405	37,528	53,877
37	251,443	122,372	129,071	77	82,495	32,282	50,213
38	249,345	120,611	128,734	78	74,887	28,151	46,736
39	255,217	123,315	131,902	79	69,067	25,516	43,551
				80+	349,594	129,755	219,839
				Total	22,193,079	11,001,370	11,191,709

Age	Total	Male	Female	Age	Total	Male	Female
0	526,565	269,479	257,086	40	255,123	123,255	131,868
1	522,991	267,624	255,367	41	266,405	129,034	137,371
2	521,247	266,723	254,524	42	280,655	136,435	144,220
3	520,207	266,182	254,025	43	292,762	142,714	150,048
4	518,211	265,157	253,054	44	298,905	145,968	152,937
5	515,592	263,815	251,777	45	296,238	144,696	151,542
6	505,037	258,405	246,632	46	287,249	140,187	147,062
7	486,687	249,005	237,682	47	274,851	133,976	140,875
8	468,025	239,439	228,586	48	264,304	128,770	135,534
9	449,191	229,789	219,402	49	258,846	126,193	132,653
10	430,478	220,204	210,274	50	260,978	127,510	133,468
11	412,326	210,906	201,420	51	267,688	131,178	136,510
12	394,868	201,958	192,910	52	277,478	136,401	141,077
13	377,950	193,295	184,655	53	283,075	139,486	143,589
14	361,433	184,830	176,603	54	277,345	136,788	140,557
15	345,171	176,495	168,676	55	256,081	126,158	129,923
16	336,539	172,072	164,467	56	224,313	110,158	114,155
17	242,095	123,596	118,499	57	188,025	91,839	96,186
18	312,973	160,104	152,869	58	156,793	76,060	80,733
19	335,511	171,675	163,836	59	136,471	65,760	70,711
20	332,925	170,288	162,637	60	131,897	63,347	68,550
21	318,915	163,015	155,900	61	138,678	66,600	72,078
22	303,784	155,180	148,604	62	148,951	71,623	77,328
23	294,209	150,238	143,971	63	156,071	75,009	81,062
24	293,842	150,054	143,788	64	159,813	76,499	83,314
25	302,684	154,634	148,050	65	157,550	74,719	82,831
26	317,243	162,160	155,083	66	150,926	70,593	80,333
27	331,137	169,329	161,808	67	143,798	66,107	77,691
28	342,618	175,186	167,432	68	138,524	62,656	75,868
29	346,785	177,195	169,590	69	134,054	59,996	74,058
30	340,683	173,789	166,894	70	130,644	58,366	72,278
31	327,099	166,429	160,670	71	127,710	57,299	70,411
32	311,783	158,196	153,587	72	125,109	56,608	68,501
33	298,510	150,987	147,523	73	121,721	55,357	66,364
34	286,248	144,095	142,153	74	116,656	52,820	63,836
35	276,218	138,107	138,111	75	108,967	48,334	60,633
36	268,387	133,092	135,295	76	99,467	42,577	56,890
37	259,530	127,469	132,061	77	89,765	36,664	53,101
38	251,368	122,324	129,044	78	81,029	31,539	49,490
39	249,270	120,563	128,707	79	73,566	27,503	46,063
				80+	372,027	136,993	235,034
				Total	22,646,843	11,236,858	11,409,985

Age	Total	Male	Female	Age	Total	Male	Female
0	530,292	271,386	258,906	40	249,185	120,509	128,676
1	526,281	269,307	256,974	41	255,020	123,190	131,830
2	522,876	267,557	255,319	42	266,297	128,965	137,332
3	521,158	266,669	254,489	43	280,542	136,363	144,179
4	520,152	266,148	254,004	44	292,644	142,639	150,005
5	518,174	265,133	253,041	45	298,753	145,870	152,883
6	515,549	263,785	251,764	46	296,056	144,579	151,477
7	504,995	258,375	246,620	47	287,073	140,073	147,000
8	486,646	248,976	237,670	48	274,682	133,867	140,815
9	467,987	239,412	228,575	49	264,141	128,665	135,476
10	449,157	229,765	219,392	50	258,635	126,054	132,581
11	430,448	220,184	210,264	51	260,706	127,329	133,377
12	412,299	210,887	201,412	52	267,409	130,992	136,417
13	394,841	201,940	192,901	53	277,188	136,208	140,980
14	377,926	193,278	184,648	54	282,779	139,288	143,491
15	361,395	184,803	176,592	55	276,983	136,544	140,439
16	345,123	176,459	168,664	56	255,678	125,885	129,793
17	336,492	172,037	164,455	57	223,960	109,920	114,040
18	242,060	123,571	118,489	58	187,729	91,640	96,089
19	312,930	160,072	152,858	59	156,547	75,896	80,651
20	335,456	171,634	163,822	60	136,190	65,571	70,619
21	332,861	170,240	162,621	61	131,554	63,117	68,437
22	318,853	162,969	155,884	62	138,317	66,358	71,959
23	303,725	155,136	148,589	63	148,562	71,362	77,200
24	294,153	150,196	143,957	64	155,666	74,737	80,929
25	293,784	150,012	143,772	65	159,220	76,109	83,111
26	302,621	154,590	148,031	66	156,781	74,223	82,558
27	317,177	162,114	155,063	67	150,192	70,124	80,068
28	331,070	169,282	161,788	68	143,103	65,668	77,435
29	342,546	175,136	167,410	69	137,858	62,240	75,618
30	346,710	177,143	169,567	70	133,137	59,442	73,695
31	340,606	173,736	166,870	71	129,465	57,667	71,798
32	327,023	166,378	160,645	72	126,556	56,612	69,944
33	311,713	158,148	153,565	73	123,978	55,931	68,047
34	298,441	150,940	147,501	74	120,617	54,694	65,923
35	286,176	144,047	142,129	75	115,134	51,926	63,208
36	276,140	138,055	138,085	76	107,091	47,266	59,825
37	268,312	133,042	135,270	77	97,769	41,637	56,132
38	259,458	127,422	132,036	78	88,249	35,854	52,395
39	251,298	122,278	129,020	79	79,672	30,842	48,830
				80+	396,370	145,268	251,102
				Total	23,102,392	11,473,366	11,629,026

Age	Total	Male	Female	Age	Total	Male	Female
0	533,468	273,011	260,457	40	251,219	122,226	128,993
1	530,024	271,222	258,802	41	249,092	120,449	128,643
2	526,173	269,244	256,929	42	254,925	123,129	131,796
3	522,792	267,505	255,287	43	266,197	128,901	137,296
4	521,108	266,638	254,470	44	280,437	136,295	144,142
5	520,117	266,125	253,992	45	292,507	142,550	149,957
6	518,135	265,105	253,030	46	298,583	145,758	152,825
7	515,509	263,756	251,753	47	295,887	144,468	151,419
8	504,956	258,347	246,609	48	286,909	139,966	146,943
9	486,608	248,949	237,659	49	274,526	133,765	140,761
10	467,954	239,389	228,565	50	263,939	128,530	135,409
11	449,128	229,745	219,383	51	258,385	125,886	132,499
12	430,421	220,165	210,256	52	260,453	127,158	133,295
13	412,275	210,870	201,405	53	267,150	130,817	136,333
14	394,816	201,923	192,893	54	276,919	136,026	140,893
15	377,890	193,252	184,638	55	282,436	139,053	143,383
16	361,348	184,767	176,581	56	276,574	136,264	140,310
17	345,078	176,426	168,652	57	255,302	125,627	129,675
18	336,448	172,004	164,444	58	223,631	109,695	113,936
19	242,029	123,548	118,481	59	187,454	91,452	96,002
20	312,882	160,036	152,846	60	156,244	75,689	80,555
21	335,397	171,589	163,808	61	135,859	65,345	70,514
22	332,801	170,195	162,606	62	131,235	62,900	68,335
23	318,796	162,926	155,870	63	137,982	66,130	71,852
24	303,672	155,096	148,576	64	148,200	71,116	77,084
25	294,098	150,156	143,942	65	155,124	74,374	80,750
26	293,729	149,973	143,756	66	158,491	75,629	82,862
27	302,563	154,549	148,014	67	156,064	73,754	82,310
28	317,116	162,071	155,045	68	149,508	69,680	79,828
29	331,007	169,237	161,770	69	142,456	65,254	77,202
30	342,477	175,088	167,389	70	136,970	61,691	75,279
31	346,638	177,093	169,545	71	132,007	58,761	73,246
32	340,533	173,686	166,847	72	128,368	57,007	71,361
33	326,954	166,330	160,624	73	125,481	55,963	69,518
34	311,648	158,104	153,544	74	122,924	55,291	67,633
35	298,371	150,892	147,479	75	119,133	53,808	65,325
36	286,101	143,996	142,105	76	113,254	50,825	62,429
37	276,068	138,007	138,061	77	105,352	46,263	59,089
38	268,242	132,995	135,247	78	96,195	40,755	55,440
39	259,392	127,378	132,014	79	86,844	35,094	51,750
				80+	423,927	155,714	268,213
				Total	23,558,905	11,710,446	11,848,459

Age	Total	Male	Female	Age	Total	Male	Female
0	533,850	273,208	260,642	40	259,317	127,328	131,989
1	533,216	272,854	260,362	41	251,131	122,168	128,963
2	529,922	271,162	258,760	42	249,006	120,393	128,613
3	526,095	269,195	256,900	43	254,836	123,071	131,765
4	522,744	267,475	255,269	44	266,106	128,841	137,265
5	521,077	266,617	254,460	45	280,314	136,214	144,100
6	520,080	266,098	253,982	46	292,352	142,447	149,905
7	518,097	265,078	253,019	47	298,425	145,653	152,772
8	515,472	263,729	251,743	48	295,731	144,364	151,367
9	504,919	258,321	246,598	49	286,757	139,865	146,892
10	486,576	248,926	237,650	50	274,331	133,633	140,698
11	467,928	239,370	228,558	51	263,702	128,368	135,334
12	449,102	229,727	219,375	52	258,153	125,728	132,425
13	430,397	220,148	210,249	53	260,218	126,997	133,221
14	412,249	210,852	201,397	54	266,908	130,651	136,257
15	394,782	201,898	192,884	55	276,607	135,810	140,797
16	377,844	193,217	184,627	56	282,047	138,783	143,264
17	361,305	184,735	176,570	57	276,194	135,999	140,195
18	345,036	176,394	168,642	58	254,951	125,383	129,568
19	336,408	171,974	164,434	59	223,324	109,482	113,842
20	241,995	123,522	118,473	60	187,114	91,215	95,899
21	312,829	159,996	152,833	61	155,888	75,442	80,446
22	335,344	171,548	163,796	62	135,551	65,132	70,419
23	332,745	170,152	162,593	63	130,938	62,695	68,243
24	318,744	162,887	155,857	64	137,670	65,914	71,756
25	303,621	155,058	148,563	65	147,718	70,789	76,929
26	294,046	150,119	143,927	66	154,455	73,926	80,529
27	293,676	149,935	143,741	67	157,810	75,175	82,635
28	302,510	154,511	147,999	68	155,395	73,310	82,085
29	317,060	162,031	155,029	69	148,871	69,261	79,610
30	330,946	169,194	161,752	70	141,589	64,704	76,885
31	342,410	175,041	167,369	71	135,874	61,016	74,858
32	346,570	177,046	169,524	72	130,955	58,118	72,837
33	340,467	173,640	166,827	73	127,345	56,383	70,962
34	326,890	166,285	160,605	74	124,480	55,350	69,130
35	311,581	158,058	153,523	75	121,498	54,432	67,066
36	298,298	150,842	147,456	76	117,295	52,713	64,582
37	286,033	143,949	142,084	77	111,509	49,791	61,718
38	276,002	137,962	138,040	78	103,738	45,322	58,416
39	268,178	132,952	135,226	79	94,735	39,926	54,809
				80+	455,351	168,924	286,427
				Total	24,013,233	11,946,422	12,066,811

2040

Age	Total	Male	Female	Age	Total	Male	Female
0	535,218	273,910	261,308	40	268,105	132,903	135,202
1	533,613	273,059	260,554	41	259,234	127,272	131,962
2	533,120	272,797	260,323	42	251,050	122,114	128,936
3	529,849	271,115	258,734	43	248,926	120,340	128,586
4	526,052	269,168	256,884	44	254,754	123,017	131,737
5	522,714	267,455	255,259	45	266,000	128,770	137,230
6	521,043	266,592	254,451	46	280,176	136,121	144,055
7	520,044	266,072	253,972	47	292,207	142,350	149,857
8	518,062	265,052	253,010	48	298,279	145,554	152,725
9	515,437	263,704	251,733	49	295,585	144,266	151,319
10	504,889	258,299	246,590	50	286,568	139,735	146,833
11	486,550	248,907	237,643	51	274,101	133,474	140,627
12	467,903	239,353	228,550	52	263,481	128,214	135,267
13	449,077	229,709	219,368	53	257,937	125,579	132,358
14	430,375	220,132	210,243	54	259,999	126,845	133,154
15	412,215	210,827	201,388	55	266,627	130,454	136,173
16	394,738	201,864	192,874	56	276,252	135,560	140,692
17	377,801	193,185	184,616	57	281,685	138,528	143,157
18	361,265	184,704	176,561	58	275,840	135,749	140,091
19	344,998	176,365	168,633	59	254,623	125,152	129,471
20	336,363	171,940	164,423	60	222,946	109,214	113,732
21	241,959	123,494	118,465	61	186,715	90,933	95,782
22	312,781	159,959	152,822	62	155,557	75,209	80,348
23	335,293	171,509	163,784	63	135,263	64,930	70,333
24	332,694	170,113	162,581	64	130,661	62,501	68,160
25	318,694	162,849	155,845	65	137,251	65,626	71,625
26	303,571	155,022	148,549	66	147,120	70,383	76,737
27	293,999	150,085	143,914	67	153,833	73,504	80,329
28	293,628	149,900	143,728	68	157,173	74,744	82,429
29	302,460	154,475	147,985	69	154,771	72,891	81,880
30	317,006	161,993	155,013	70	148,015	68,704	79,311
31	330,887	169,152	161,735	71	140,518	64,027	76,491
32	342,348	174,997	167,351	72	134,851	60,377	74,474
33	346,507	177,002	169,505	73	129,973	57,509	72,464
34	340,406	173,597	166,809	74	126,392	55,794	70,598
35	326,825	166,239	160,586	75	123,121	54,525	68,596
36	311,512	158,010	153,502	76	119,730	53,370	66,360
37	298,230	150,795	147,435	77	115,585	51,683	63,902
38	285,970	143,905	142,065	78	109,887	48,819	61,068
39	275,941	137,920	138,021	79	102,239	44,437	57,802
				80+	490,899	185,114	305,785
				Total	24,465,966	12,181,516	12,284,450

2041

Age	Total	Male	Female	Age	Total	Male	Female
0	540,141	276,430	263,711	40	275,871	137,872	137,999
1	534,994	273,767	261,227	41	268,025	132,848	135,177
2	533,522	273,004	260,518	42	259,156	127,219	131,937
3	533,052	272,753	260,299	43	250,975	122,063	128,912
4	529,808	271,089	258,719	44	248,852	120,290	128,562
5	526,025	269,149	256,876	45	254,658	122,952	131,706
6	522,681	267,431	255,250	46	265,878	128,687	137,191
7	521,011	266,568	254,443	47	280,048	136,033	144,015
8	520,010	266,047	253,963	48	292,072	142,258	149,814
9	518,029	265,028	253,001	49	298,142	145,460	152,682
10	515,409	263,683	251,726	50	295,403	144,139	151,264
11	504,863	258,280	246,583	51	286,344	139,577	146,767
12	486,526	248,890	237,636	52	273,886	133,323	140,563
13	467,879	239,336	228,543	53	263,275	128,069	135,206
14	449,055	229,693	219,362	54	257,735	125,437	132,298
15	430,342	220,107	210,235	55	259,742	126,662	133,080
16	412,172	210,794	201,378	56	266,306	130,225	136,081
17	394,696	201,832	192,864	57	275,921	135,323	140,598
18	377,763	193,155	184,608	58	281,345	138,285	143,060
19	361,227	184,675	176,552	59	275,507	135,511	139,996
20	344,955	176,332	168,623	60	254,217	124,859	129,358
21	336,316	171,903	164,413	61	222,499	108,892	113,607
22	241,924	123,467	118,457	62	186,341	90,665	95,676
23	312,736	159,924	152,812	63	155,248	74,988	80,260
24	335,246	171,472	163,774	64	134,994	64,738	70,256
25	332,646	170,077	162,569	65	130,287	62,240	68,047
26	318,645	162,813	155,832	66	136,729	65,266	71,463
27	303,526	154,989	148,537	67	146,561	69,998	76,563
28	293,954	150,052	143,902	68	153,248	73,101	80,147
29	293,584	149,868	143,716	69	156,577	74,335	82,242
30	302,412	154,440	147,972	70	153,927	72,328	81,599
31	316,953	161,955	154,998	71	146,951	68,013	78,938
32	330,831	169,112	161,719	72	139,515	63,383	76,132
33	342,291	174,956	167,335	73	133,894	59,770	74,124
34	346,449	176,961	169,488	74	129,053	56,930	72,123
35	340,343	173,552	166,791	75	125,090	54,994	70,096
36	326,757	166,191	160,566	76	121,428	53,499	67,929
37	311,447	157,964	153,483	77	118,080	52,365	65,715
38	298,168	150,752	147,416	78	113,992	50,711	63,281
39	285,911	143,863	142,048	79	108,375	47,900	60,475
				80+	529,767	203,626	326,141
				Total	24,920,213	12,417,188	12,503,025



Age	Total	Male	Female	Age	Total	Male	Female
0	546,155	279,505	266,650	40	285,844	143,816	142,028
1	539,928	276,292	263,636	41	275,793	137,817	137,976
2	534,909	273,715	261,194	42	267,949	132,795	135,154
3	533,458	272,962	260,496	43	259,084	127,169	131,915
4	533,013	272,728	260,285	44	250,905	122,015	128,890
5	529,784	271,072	258,712	45	248,764	120,229	128,535
6	525,993	269,125	256,868	46	254,549	122,876	131,673
7	522,650	267,408	255,242	47	265,763	128,608	137,155
8	520,979	266,544	254,435	48	279,928	135,949	143,979
9	519,979	266,024	253,955	49	291,946	142,170	149,776
10	518,002	265,008	252,994	50	297,970	145,338	152,632
11	515,385	263,665	251,720	51	295,185	143,982	151,203
12	504,840	258,263	246,577	52	286,134	139,427	146,707
13	486,502	248,873	237,629	53	273,685	133,179	140,506
14	467,857	239,320	228,537	54	263,081	127,930	135,151
15	449,023	229,668	219,355	55	257,496	125,264	132,232
16	430,299	220,074	210,225	56	259,447	126,449	132,998
17	412,133	210,763	201,370	57	266,004	130,006	135,998
18	394,656	201,801	192,855	58	275,609	135,096	140,513
19	377,727	193,127	184,600	59	281,025	138,052	142,973
20	361,185	184,642	176,543	60	275,092	135,207	139,885
21	344,910	176,296	168,614	61	253,737	124,507	129,230
22	336,271	171,868	164,403	62	222,079	108,584	113,495
23	241,891	123,441	118,450	63	185,990	90,409	95,581
24	312,696	159,892	152,804	64	154,955	74,775	80,180
25	335,200	171,437	163,763	65	134,629	64,478	70,151
26	332,599	170,042	162,557	66	129,819	61,912	67,907
27	318,600	162,779	155,821	67	136,238	64,922	71,316
28	303,482	154,957	148,525	68	146,035	69,630	76,405
29	293,913	150,021	143,892	69	152,697	72,715	79,982
30	293,540	149,836	143,704	70	155,767	73,782	81,985
31	302,365	154,406	147,959	71	152,872	71,625	81,247
32	316,904	161,919	154,985	72	145,952	67,353	78,599
33	330,779	169,074	161,705	73	138,571	62,767	75,804
34	342,238	174,918	167,320	74	132,996	59,190	73,806
35	346,388	176,917	169,471	75	127,791	56,140	71,651
36	340,276	173,504	166,772	76	123,458	53,991	69,467
37	326,694	166,146	160,548	77	119,844	52,524	67,320
38	311,386	157,920	153,466	78	116,537	51,411	65,126
39	298,111	150,711	147,400	79	112,501	49,787	62,714
				80+	570,334	223,204	347,130
				Total	25,376,755	12,653,743	12,723,012

Age	Total	Male	Female	Age	Total	Male	Female
0	553,435	283,230	270,205	40	298,044	150,663	147,381
1	545,951	279,371	266,580	41	285,769	143,762	142,007
2	539,847	276,241	263,606	42	275,720	137,765	137,955
3	534,849	273,675	261,174	43	267,879	132,745	135,134
4	533,422	272,938	260,484	44	259,016	127,121	131,895
5	532,990	272,712	260,278	45	250,823	121,957	128,866
6	529,754	271,049	258,705	46	248,663	120,158	128,505
7	525,964	269,103	256,861	47	254,446	122,803	131,643
8	522,620	267,385	255,235	48	265,656	128,533	137,123
9	520,950	266,522	254,428	49	279,815	135,869	143,946
10	519,952	266,004	253,948	50	291,787	142,055	149,732
11	517,979	264,991	252,988	51	297,765	145,188	152,577
12	515,363	263,649	251,714	52	294,980	143,833	151,147
13	504,818	258,246	246,572	53	285,937	139,283	146,654
14	486,480	248,857	237,623	54	273,495	133,041	140,454
15	467,826	239,296	228,530	55	262,852	127,762	135,090
16	448,981	229,635	219,346	56	257,221	125,061	132,160
17	430,260	220,043	210,217	57	259,170	126,246	132,924
18	412,095	210,733	201,362	58	265,720	129,796	135,924
19	394,619	201,772	192,847	59	275,313	134,878	140,435
20	377,687	193,095	184,592	60	280,627	137,755	142,872
21	361,140	184,606	176,534	61	274,601	134,841	139,760
22	344,868	176,262	168,606	62	253,284	124,169	129,115
23	336,228	171,834	164,394	63	221,683	108,290	113,393
24	241,861	123,417	118,444	64	185,660	90,164	95,496
25	312,656	159,861	152,795	65	154,557	74,486	80,071
26	335,156	171,404	163,752	66	134,171	64,151	70,020
27	332,556	170,009	162,547	67	129,378	61,598	67,780
28	318,558	162,747	155,811	68	135,776	64,593	71,183
29	303,440	154,926	148,514	69	145,539	69,277	76,262
30	293,873	149,991	143,882	70	151,946	72,193	79,753
31	293,498	149,805	143,693	71	154,752	73,090	81,662
32	302,320	154,373	147,947	72	151,880	70,953	80,927
33	316,858	161,885	154,973	73	145,012	66,722	78,290
34	330,731	169,039	161,692	74	137,683	62,178	75,505
35	342,181	174,876	167,305	75	131,757	58,395	73,362
36	346,325	176,871	169,454	76	126,207	55,149	71,058
37	340,215	173,460	166,755	77	121,931	53,038	68,893
38	326,634	166,102	160,532	78	118,362	51,598	66,764
39	311,330	157,879	153,451	79	115,090	50,503	64,587
				80+	610,587	242,273	368,314
				Total	25,836,824	12,891,829	12,944,995

Age	Total	Male	Female	Age	Total	Male	Female
0	561,740	287,480	274,260	40	311,266	157,832	153,434
1	553,239	283,099	270,140	41	297,970	150,609	147,361
2	545,874	279,322	266,552	42	285,697	143,710	141,987
3	539,790	276,203	263,587	43	275,653	137,716	137,937
4	534,815	273,652	261,163	44	267,812	132,697	135,115
5	533,401	272,923	260,478	45	258,936	127,063	131,873
6	532,961	272,689	260,272	46	250,727	121,888	128,839
7	529,726	271,028	258,698	47	248,569	120,090	128,479
8	525,936	269,081	256,855	48	254,349	122,734	131,615
9	522,594	267,365	255,229	49	265,557	128,461	137,096
10	520,924	266,503	254,421	50	279,671	135,764	143,907
11	519,930	265,987	253,943	51	291,598	141,915	149,683
12	517,958	264,975	252,983	52	297,572	145,045	152,527
13	515,343	263,634	251,709	53	294,788	143,691	151,097
14	504,796	258,229	246,567	54	285,751	139,145	146,606
15	486,450	248,834	237,616	55	273,270	132,873	140,397
16	467,785	239,263	228,522	56	262,587	127,564	135,023
17	448,942	229,604	219,338	57	256,962	124,868	132,094
18	430,223	220,013	210,210	58	258,909	126,051	132,858
19	412,060	210,705	201,355	59	265,452	129,595	135,857
20	394,579	201,740	192,839	60	274,945	134,600	140,345
21	377,642	193,059	184,583	61	280,154	137,397	142,757
22	361,098	184,572	176,526	62	274,138	134,491	139,647
23	344,829	176,230	168,599	63	252,858	123,846	129,012
24	336,188	171,802	164,386	64	221,309	108,008	113,301
25	241,832	123,394	118,438	65	185,209	89,830	95,379
26	312,617	159,831	152,786	66	154,057	74,122	79,935
27	335,115	171,373	163,742	67	133,739	63,838	69,901
28	332,514	169,977	162,537	68	128,963	61,298	67,665
29	318,520	162,717	155,803	69	135,340	64,278	71,062
30	303,400	154,896	148,504	70	144,860	68,797	76,063
31	293,833	149,961	143,872	71	151,004	71,539	79,465
32	293,457	149,775	143,682	72	153,796	72,428	81,368
33	302,280	154,343	147,937	73	150,946	70,311	80,635
34	316,815	161,853	154,962	74	144,126	66,118	78,008
35	330,680	169,001	161,679	75	136,457	61,370	75,087
36	342,123	174,833	167,290	76	130,200	57,397	72,803
37	346,265	176,827	169,438	77	124,722	54,206	70,516
38	340,157	173,417	166,740	78	120,500	52,132	68,368
39	326,579	166,061	160,518	79	116,970	50,716	66,254
				80+	649,191	259,824	389,367
				Total	26,301,590	13,132,108	13,169,482

Age	Total	Male	Female	Age	Total	Male	Female
0	571,484	292,468	279,016	40	326,515	166,013	160,502
1	561,553	287,353	274,200	41	311,193	157,778	153,415
2	553,165	283,051	270,114	42	297,901	150,558	147,343
3	545,820	279,285	266,535	43	285,630	143,660	141,970
4	539,758	276,181	263,577	44	275,589	137,669	137,920
5	534,794	273,637	261,157	45	267,734	132,639	135,095
6	533,374	272,902	260,472	46	258,843	126,995	131,848
7	532,935	272,669	260,266	47	250,638	121,823	128,815
8	529,699	271,007	258,692	48	248,480	120,025	128,455
9	525,910	269,061	256,849	49	254,259	122,668	131,591
10	522,571	267,347	255,224	50	265,430	128,367	137,063
11	520,904	266,488	254,416	51	279,500	135,636	143,864
12	519,910	265,971	253,939	52	291,419	141,780	149,639
13	517,938	264,960	252,978	53	297,390	144,908	152,482
14	515,322	263,618	251,704	54	294,608	143,556	151,052
15	504,767	258,206	246,561	55	285,529	138,976	146,553
16	486,410	248,802	237,608	56	273,011	132,677	140,334
17	467,747	239,232	228,515	57	262,336	127,374	134,962
18	448,906	229,575	219,331	58	256,718	124,683	132,035
19	430,187	219,984	210,203	59	258,663	125,864	132,799
20	412,022	210,674	201,348	60	265,117	129,339	135,778
21	394,535	201,704	192,831	61	274,508	134,265	140,243
22	377,601	193,025	184,576	62	279,708	137,054	142,654
23	361,059	184,540	176,519	63	273,702	134,156	139,546
24	344,791	176,199	168,592	64	252,456	123,538	128,918
25	336,150	171,772	164,378	65	220,797	107,622	113,175
26	241,804	123,372	118,432	66	184,640	89,408	95,232
27	312,581	159,803	152,778	67	153,585	73,774	79,811
28	335,076	171,343	163,733	68	133,332	63,539	69,793
29	332,476	169,947	162,529	69	128,571	61,010	67,561
30	318,480	162,687	155,793	70	134,741	63,848	70,893
31	303,362	154,867	148,495	71	144,008	68,196	75,812
32	293,796	149,933	143,863	72	150,117	70,914	79,203
33	293,420	149,747	143,673	73	152,895	71,795	81,100
34	302,241	154,314	147,927	74	150,064	69,696	80,368
35	316,770	161,819	154,951	75	142,898	65,287	77,611
36	330,627	168,961	161,666	76	134,913	60,354	74,559
37	342,068	174,792	167,276	77	128,738	56,447	72,291
38	346,211	176,786	169,425	78	123,329	53,309	70,020
39	340,102	173,376	166,726	79	119,156	51,269	67,887
				80+	685,741	275,592	410,149
				Total	26,772,728	13,375,519	13,397,209

Age	Total	Male	Female	Age	Total	Male	Female
0	582,903	298,313	284,590	40	340,038	173,328	166,710
1	571,301	292,342	278,959	41	326,443	165,959	160,484
2	561,483	287,307	274,176	42	311,125	157,726	153,399
3	553,113	283,015	270,098	43	297,834	150,508	147,326
4	545,790	279,264	266,526	44	285,568	143,614	141,954
5	539,738	276,166	263,572	45	275,512	137,611	137,901
6	534,768	273,617	261,151	46	267,643	132,570	135,073
7	533,349	272,882	260,467	47	258,754	126,929	131,825
8	532,911	272,650	260,261	48	250,554	121,760	128,794
9	529,673	270,987	258,686	49	248,396	119,963	128,433
10	525,888	269,044	256,844	50	254,143	122,581	131,562
11	522,552	267,332	255,220	51	265,277	128,251	137,026
12	520,884	266,473	254,411	52	279,337	135,512	143,825
13	519,891	265,956	253,935	53	291,251	141,652	149,599
14	517,919	264,945	252,974	54	297,218	144,776	152,442
15	515,293	263,595	251,698	55	294,390	143,389	151,001
16	504,728	258,174	246,554	56	285,270	138,777	146,493
17	486,373	248,772	237,601	57	272,764	132,487	140,277
18	467,710	239,202	228,508	58	262,098	127,192	134,906
19	448,872	229,547	219,325	59	256,485	124,504	131,981
20	430,148	219,952	210,196	60	258,353	125,624	132,729
21	411,980	210,639	201,341	61	264,717	129,028	135,689
22	394,494	201,670	192,824	62	274,092	133,942	140,150
23	377,562	192,993	184,569	63	279,283	136,724	142,559
24	361,021	184,509	176,512	64	273,288	133,834	139,454
25	344,754	176,169	168,585	65	251,897	123,111	128,786
26	336,115	171,744	164,371	66	220,148	107,133	113,015
27	241,777	123,351	118,426	67	184,099	89,002	95,097
28	312,546	159,776	152,770	68	153,137	73,439	79,698
29	335,040	171,314	163,726	69	132,944	63,250	69,694
30	332,437	169,917	162,520	70	128,026	60,614	67,412
31	318,442	162,658	155,784	71	133,984	63,307	70,677
32	303,325	154,839	148,486	72	143,198	67,617	75,581
33	293,761	149,906	143,855	73	149,275	70,313	78,962
34	293,385	149,720	143,665	74	152,037	71,185	80,852
35	302,200	154,283	147,917	75	148,830	68,843	79,987
36	316,722	161,783	154,939	76	141,339	64,236	77,103
37	330,578	168,923	161,655	77	133,453	59,382	74,071
38	342,016	174,753	167,263	78	127,356	55,538	71,818
39	346,159	176,746	169,413	79	122,013	52,451	69,562
				80+	720,747	290,102	430,645
				Total	27,251,917	13,622,992	13,628,925

2047

Age	Total	Male	Female	Age	Total	Male	Female
0	595,688	304,857	290,831	40	346,098	176,699	169,399
1	582,724	298,188	284,536	41	339,966	173,273	166,693
2	571,233	292,297	278,936	42	326,375	165,907	160,468
3	561,431	287,271	274,160	43	311,058	157,675	153,383
4	553,085	282,995	270,090	44	297,771	150,460	147,311
5	545,771	279,250	266,521	45	285,492	143,556	141,936
6	539,713	276,146	263,567	46	275,421	137,542	137,879
7	534,744	273,598	261,146	47	267,556	132,504	135,052
8	533,324	272,862	260,462	48	258,670	126,865	131,805
9	532,887	272,631	260,256	49	250,473	121,699	128,774
10	529,651	270,970	258,681	50	248,288	119,881	128,407
11	525,871	269,030	256,841	51	254,002	122,473	131,529
12	522,532	267,317	255,215	52	265,131	128,138	136,993
13	520,866	266,459	254,407	53	279,182	135,393	143,789
14	519,873	265,942	253,931	54	291,089	141,527	149,562
15	517,892	264,923	252,969	55	297,007	144,612	152,395
16	515,254	263,563	251,691	56	294,133	143,190	150,943
17	504,692	258,144	246,548	57	285,022	138,584	146,438
18	486,337	248,742	237,595	58	272,527	132,303	140,224
19	467,675	239,174	228,501	59	261,871	127,016	134,855
20	448,834	229,515	219,319	60	256,190	124,273	131,917
21	430,105	219,916	210,189	61	257,978	125,330	132,648
22	411,939	210,605	201,334	62	264,333	128,727	135,606
23	394,454	201,637	192,817	63	273,694	133,629	140,065
24	377,526	192,963	184,563	64	278,877	136,405	142,472
25	360,984	184,479	176,505	65	272,705	133,384	139,321
26	344,718	176,140	168,578	66	251,184	122,567	128,617
27	336,080	171,716	164,364	67	219,525	106,659	112,866
28	241,751	123,331	118,420	68	183,580	88,608	94,972
29	312,514	159,750	152,764	69	152,709	73,115	79,594
30	335,004	171,286	163,718	70	132,401	62,850	69,551
31	332,398	169,887	162,511	71	127,331	60,112	67,219
32	318,406	162,630	155,776	72	133,259	62,783	70,476
33	303,290	154,812	148,478	73	142,423	67,057	75,366
34	293,727	149,880	143,847	74	148,468	69,731	78,737
35	293,348	149,691	143,657	75	150,826	70,334	80,492
36	302,156	154,249	147,907	76	147,255	67,759	79,496
37	316,676	161,748	154,928	77	139,852	63,224	76,628
38	330,531	168,887	161,644	78	132,063	58,447	73,616
39	341,966	174,715	167,251	79	126,040	54,664	71,376
				80+	754,984	304,079	450,905
				Total	27,740,459	13,875,230	13,865,229

Age	Total	Male	Female	Age	Total	Male	Female
0	610,058	312,212	297,846	40	341,908	174,670	167,238
1	595,512	304,733	290,779	41	346,027	176,644	169,383
2	582,657	298,143	284,514	42	339,898	173,220	166,678
3	571,182	292,261	278,921	43	326,310	165,857	160,453
4	561,404	287,252	274,152	44	310,995	157,627	153,368
5	553,067	282,981	270,086	45	297,694	150,400	147,294
6	545,747	279,231	266,516	46	285,402	143,487	141,915
7	539,689	276,127	263,562	47	275,335	137,475	137,860
8	534,721	273,579	261,142	48	267,472	132,440	135,032
9	533,300	272,843	260,457	49	258,589	126,803	131,786
10	532,867	272,615	260,252	50	250,368	121,618	128,750
11	529,633	270,956	258,677	51	248,157	119,779	128,378
12	525,853	269,016	256,837	52	253,867	122,368	131,499
13	522,515	267,303	255,212	53	264,991	128,029	136,962
14	520,849	266,446	254,403	54	279,034	135,278	143,756
15	519,846	265,920	253,926	55	290,890	141,371	149,519
16	517,855	264,892	252,963	56	296,759	144,417	152,342
17	515,218	263,533	251,685	57	293,888	142,997	150,891
18	504,657	258,115	246,542	58	284,783	138,397	146,386
19	486,302	248,713	237,589	59	272,300	132,124	140,176
20	467,636	239,142	228,494	60	261,582	126,788	134,794
21	448,792	229,479	219,313	61	255,833	123,991	131,842
22	430,064	219,882	210,182	62	257,620	125,046	132,574
23	411,900	210,572	201,328	63	263,964	128,435	135,529
24	394,417	201,606	192,811	64	273,312	133,326	139,986
25	377,490	192,933	184,557	65	278,306	135,959	142,347
26	360,947	184,450	176,497	66	271,961	132,810	139,151
27	344,684	176,113	168,571	67	250,499	122,039	128,460
28	336,046	171,688	164,358	68	218,928	106,200	112,728
29	241,727	123,312	118,415	69	183,083	88,227	94,856
30	312,481	159,724	152,757	70	152,105	72,664	79,441
31	334,969	171,258	163,711	71	131,709	62,342	69,367
32	332,360	169,858	162,502	72	126,667	59,627	67,040
33	318,372	162,603	155,769	73	132,565	62,276	70,289
34	303,257	154,786	148,471	74	141,680	66,515	75,165
35	293,690	149,852	143,838	75	147,324	68,916	78,408
36	293,308	149,660	143,648	76	149,278	69,251	80,027
37	302,115	154,217	147,898	77	145,753	66,716	79,037
38	316,632	161,714	154,918	78	138,437	62,251	76,186
39	330,486	168,852	161,634	79	130,737	57,547	73,190
				80+	789,672	318,559	471,113
				Total	28,239,987	14,133,058	14,106,929

Age	Total	Male	Female	Age	Total	Male	Female
0	626,555	320,657	305,898	40	330,433	168,810	161,623
1	609,884	312,088	297,796	41	341,842	174,618	167,224
2	595,446	304,688	290,758	42	345,960	176,592	169,368
3	582,608	298,108	284,500	43	339,832	173,169	166,663
4	571,155	292,242	278,913	44	326,247	165,807	160,440
5	561,388	287,239	274,149	45	310,919	157,568	153,351
6	553,043	282,962	270,081	46	297,603	150,329	147,274
7	545,724	279,212	266,512	47	285,316	143,420	141,896
8	539,666	276,109	263,557	48	275,252	137,410	137,842
9	534,699	273,561	261,138	49	267,392	132,378	135,014
10	533,280	272,827	260,453	50	258,485	126,721	131,764
11	532,851	272,602	260,249	51	250,240	121,517	128,723
12	529,615	270,942	258,673	52	248,032	119,681	128,351
13	525,836	269,002	256,834	53	253,737	122,266	131,471
14	522,498	267,290	255,208	54	264,856	127,923	136,933
15	520,824	266,425	254,399	55	278,853	135,135	143,718
16	519,810	265,890	253,920	56	290,656	141,185	149,471
17	517,821	264,863	252,958	57	296,521	144,228	152,293
18	515,183	263,504	251,679	58	293,651	142,809	150,842
19	504,622	258,086	246,536	59	284,555	138,216	146,339
20	486,264	248,681	237,583	60	272,011	131,893	140,118
21	467,594	239,106	228,488	61	261,233	126,509	134,724
22	448,751	229,445	219,306	62	255,491	123,718	131,773
23	430,026	219,849	210,177	63	257,276	124,771	132,505
24	411,862	210,540	201,322	64	263,611	128,152	135,459
25	394,380	201,576	192,804	65	272,774	132,902	139,872
26	377,455	192,904	184,551	66	277,575	135,389	142,186
27	360,912	184,422	176,490	67	271,247	132,254	138,993
28	344,651	176,086	168,565	68	249,842	121,528	128,314
29	336,015	171,663	164,352	69	218,356	105,755	112,601
30	241,702	123,292	118,410	70	182,383	87,697	94,686
31	312,449	159,699	152,750	71	151,335	72,091	79,244
32	334,934	171,230	163,704	72	131,044	61,850	69,194
33	332,325	169,831	162,494	73	126,031	59,157	66,874
34	318,339	162,577	155,762	74	131,899	61,785	70,114
35	303,222	154,758	148,464	75	140,627	65,756	74,871
36	293,650	149,821	143,829	76	145,862	67,879	77,983
37	293,271	149,631	143,640	77	147,800	68,208	79,592
38	302,075	154,185	147,890	78	144,320	65,712	78,608
39	316,590	161,682	154,908	79	137,086	61,314	75,772
				80+	825,421	334,117	491,304
				Total	28,752,581	14,397,494	14,355,087



2050

Age	Total	Male	Female	Age	Total	Male	Female
0	643,856	329,513	314,343	40	316,541	161,643	154,898
1	626,383	320,533	305,850	41	330,372	168,762	161,610
2	609,819	312,044	297,775	42	341,779	174,568	167,211
3	595,400	304,654	290,746	43	345,895	176,541	169,354
4	582,580	298,088	284,492	44	339,770	173,120	166,650
5	571,139	292,229	278,910	45	326,170	165,746	160,424
6	561,365	287,221	274,144	46	310,829	157,496	153,333
7	553,021	282,944	270,077	47	297,515	150,260	147,255
8	545,702	279,194	266,508	48	285,234	143,355	141,879
9	539,644	276,091	263,553	49	275,173	137,348	137,825
10	534,680	273,546	261,134	50	267,288	132,295	134,993
11	533,264	272,814	260,450	51	258,358	126,619	131,739
12	532,834	272,588	260,246	52	250,118	121,420	128,698
13	529,599	270,929	258,670	53	247,911	119,585	128,326
14	525,820	268,989	256,831	54	253,614	122,169	131,445
15	522,473	267,269	255,204	55	264,691	127,791	136,900
16	520,790	266,397	254,393	56	278,637	134,962	143,675
17	519,777	265,862	253,915	57	290,433	141,006	149,427
18	517,788	264,835	252,953	58	296,291	144,044	152,247
19	515,149	263,475	251,674	59	293,425	142,628	150,797
20	504,583	258,054	246,529	60	284,264	137,981	146,283
21	486,224	248,646	237,578	61	271,662	131,611	140,051
22	467,553	239,071	228,482	62	260,897	126,238	134,659
23	448,712	229,412	219,300	63	255,164	123,454	131,710
24	429,988	219,817	210,171	64	256,946	124,504	132,442
25	411,826	210,509	201,317	65	263,111	127,755	135,356
26	394,344	201,547	192,797	66	272,086	132,361	139,725
27	377,420	192,876	184,544	67	276,872	134,836	142,036
28	360,880	184,395	176,485	68	270,563	131,716	138,847
29	344,620	176,061	168,559	69	249,211	121,032	128,179
30	335,983	171,637	164,346	70	217,548	105,135	112,413
31	241,678	123,273	118,405	71	181,489	87,022	94,467
32	312,418	159,674	152,744	72	150,597	71,537	79,060
33	334,900	171,204	163,696	73	130,407	61,374	69,033
34	332,292	169,804	162,488	74	125,421	58,702	66,719
35	318,304	162,549	155,755	75	130,953	61,096	69,857
36	303,183	154,728	148,455	76	139,277	64,788	74,489
37	293,614	149,792	143,822	77	144,466	66,880	77,586
38	293,234	149,602	143,632	78	146,390	67,204	79,186
39	302,037	154,155	147,882	79	142,952	64,745	78,207
				80+	863,693	351,460	512,233
				Total	29,278,889	14,668,810	14,610,079

Infants (0-1 yers)	643,856	2.2
Young children (1-4)	2,414,182	8.2
School age chidren (6-18 years)	6,936,757	23.7
Primary (6-12 years)	3,800,510	13
Secondary (13-18)	3,136,247	10.7
Working age population (15-60)	16,044,078	54.8
Reproductive age women W(15-49)	6,395,565	43.8
Ageing index		43.7

# Appendix D

**Projected population by provinces, urban and rural, and  
according to age groups and sex, 2919-2050**



**Banteay Menchey**

2019

Age groups	Total			Urban			Rural		
	Total	Male	Female	Total	Male	Female	Total	Male	Female
0 - 4	82,570	42,789	39,781	28,216	14,723	13,494	54,354	28,067	26,287
5 - 9	87,010	44,758	42,252	31,188	15,970	15,218	55,822	28,788	27,034
10 - 14	94,346	48,418	45,929	34,281	17,819	16,462	60,065	30,599	29,467
15 - 19	81,061	40,896	40,165	31,629	15,990	15,639	49,432	24,906	24,526
20 - 24	72,346	36,237	36,109	28,185	14,118	14,066	44,161	22,118	22,043
25 - 29	82,519	41,316	41,203	31,873	16,078	15,795	50,646	25,237	25,409
30 - 34	77,882	39,107	38,775	29,569	14,688	14,881	48,313	24,419	23,895
35 - 39	72,364	36,675	35,688	28,456	14,456	14,000	43,908	22,219	21,689
40 - 44	42,635	21,190	21,445	16,263	8,212	8,051	26,372	12,978	13,394
45 - 49	43,125	21,164	21,962	16,055	7,916	8,139	27,071	13,248	13,823
50 - 54	40,387	18,854	21,533	13,887	6,721	7,166	26,500	12,133	14,367
55 - 59	39,797	19,207	20,590	13,320	6,327	6,993	26,477	12,880	13,597
60 - 64	28,438	12,511	15,927	9,994	4,411	5,583	18,444	8,100	10,344
65 - 69	20,278	8,690	11,588	7,091	3,171	3,919	13,188	5,519	7,669
70 - 74	12,043	4,903	7,140	4,395	1,770	2,625	7,648	3,134	4,515
75-79	7,412	2,888	4,524	2,697	1,118	1,579	4,715	1,770	2,945
80+	6,844	2,573	4,271	2,648	1,015	1,633	4,196	1,558	2,639
Total	891,058	442,176	448,882	329,746	164,505	165,241	561,312	277,671	283,641

**Banteay Menchey**

2020

Age groups	Total			Urban			Rural		
	Total	Male	Female	Total	Male	Female	Total	Male	Female
0 - 4	83,113	43,058	40,055	25,974	13,709	12,265	57,139	29,350	27,790
5 - 9	87,060	44,767	42,293	27,410	14,475	12,935	59,649	30,292	29,357
10 - 14	93,733	48,126	45,607	31,898	17,051	14,846	61,836	31,075	30,760
15 - 19	84,284	42,718	41,566	34,703	17,353	17,350	49,581	25,365	24,216
20 - 24	72,371	36,411	35,960	31,015	15,494	15,521	41,356	20,917	20,439
25 - 29	81,217	40,586	40,632	32,473	16,376	16,097	48,744	24,209	24,535
30 - 34	78,869	39,545	39,324	27,426	13,853	13,573	51,443	25,692	25,751
35 - 39	74,536	37,728	36,808	27,110	14,108	13,001	47,426	23,620	23,806
40 - 44	47,272	23,590	23,683	18,033	9,418	8,614	29,240	14,171	15,068
45 - 49	42,149	20,754	21,395	16,285	8,230	8,055	25,864	12,525	13,339
50 - 54	41,265	19,379	21,887	16,291	8,127	8,164	24,975	11,252	13,723
55 - 59	40,894	19,818	21,076	15,244	7,503	7,740	25,650	12,314	13,335
60 - 64	30,142	13,615	16,527	10,661	4,826	5,835	19,481	8,789	10,692
65 - 69	21,083	8,961	12,122	6,882	2,960	3,922	14,201	6,001	8,201
70 - 74	12,774	5,189	7,584	4,362	1,732	2,630	8,412	3,457	4,955
75-79	7,832	3,095	4,737	2,634	1,026	1,608	5,198	2,069	3,129
80+	6,841	2,542	4,299	2,723	979	1,743	4,118	1,562	2,556
Total	905,435	449,883	455,552	331,121	167,220	163,901	574,314	282,662	291,652

## Banteay Menchey

2021

Age groups	Total			Urban			Rural		
	Total	Male	Female	Total	Male	Female	Total	Male	Female
0 - 4	82,457	42,700	39,757	25,744	13,592	12,151	56,714	29,108	27,606
5 - 9	88,742	45,625	43,117	28,419	14,750	13,669	60,323	30,875	29,448
10 - 14	91,541	46,995	44,546	31,814	16,647	15,166	59,728	30,348	29,380
15 - 19	87,819	44,664	43,155	36,944	18,141	18,804	50,875	26,524	24,351
20 - 24	73,472	37,211	36,261	31,458	15,832	15,626	42,014	21,379	20,635
25 - 29	78,775	39,264	39,512	31,461	15,840	15,620	47,314	23,423	23,891
30 - 34	80,780	40,479	40,301	28,060	14,178	13,882	52,720	26,301	26,419
35 - 39	74,605	37,676	36,929	27,103	14,086	13,017	47,502	23,590	23,912
40 - 44	54,068	27,092	26,976	20,609	10,815	9,794	33,459	16,278	17,181
45 - 49	40,477	19,951	20,526	15,622	7,909	7,712	24,855	12,042	12,813
50 - 54	42,406	20,108	22,298	16,734	8,431	8,303	25,672	11,677	13,995
55 - 59	41,595	20,108	21,487	15,486	7,612	7,875	26,108	12,496	13,612
60 - 64	32,145	14,996	17,149	11,381	5,315	6,066	20,764	9,681	11,083
65 - 69	21,822	9,180	12,643	7,111	3,032	4,079	14,711	6,148	8,564
70 - 74	13,618	5,538	8,080	4,644	1,848	2,796	8,974	3,690	5,284
75-79	8,226	3,242	4,984	2,841	1,152	1,689	5,386	2,090	3,295
80+	6,963	2,597	4,366	2,768	1,000	1,767	4,195	1,596	2,599
Total	919,512	457,426	462,086	338,196	170,180	168,017	581,315	287,246	294,069

## Banteay Menchey

2022

Age groups	Total			Urban			Rural		
	Total	Male	Female	Total	Male	Female	Total	Male	Female
0 - 4	81,448	42,155	39,292	25,397	13,394	12,003	56,050	28,761	27,289
5 - 9	91,082	46,828	44,255	29,134	15,111	14,023	61,949	31,717	30,232
10 - 14	88,522	45,420	43,102	30,727	16,061	14,667	57,794	29,359	28,435
15 - 19	91,133	46,462	44,671	38,291	18,836	19,455	52,842	27,626	25,217
20 - 24	75,470	38,515	36,955	32,279	16,354	15,925	43,191	22,161	21,030
25 - 29	75,868	37,721	38,146	30,260	15,188	15,073	45,607	22,534	23,074
30 - 34	82,982	41,573	41,409	28,033	13,776	14,257	54,949	27,797	27,152
35 - 39	73,416	36,964	36,451	24,135	11,294	12,840	49,281	25,670	23,611
40 - 44	61,780	31,052	30,728	27,088	15,937	11,151	34,693	15,116	19,577
45 - 49	38,974	19,207	19,766	13,568	7,601	5,967	25,406	11,607	13,799
50 - 54	43,517	20,860	22,657	17,163	8,730	8,433	26,354	12,130	14,224
55 - 59	42,068	20,222	21,846	15,639	7,641	7,999	26,429	12,582	13,848
60 - 64	34,244	16,473	17,771	12,135	5,827	6,308	22,109	10,646	11,463
65 - 69	22,605	9,443	13,163	7,355	3,112	4,243	15,250	6,330	8,920
70 - 74	14,520	5,914	8,606	4,947	1,970	2,977	9,573	3,944	5,629
75-79	8,649	3,376	5,273	2,983	1,197	1,786	5,666	2,179	3,487
80+	7,157	2,694	4,464	2,842	1,036	1,806	4,316	1,658	2,658
Total	933,435	464,879	468,556	341,975	173,063	168,912	591,460	291,816	299,644

## Banteay Menchey

2023

Age groups	Total			Urban			Rural		
	Total	Male	Female	Total	Male	Female	Total	Male	Female
0 - 4	81,440	42,133	39,307	25,413	13,411	12,002	56,027	28,722	27,305
5 - 9	92,127	47,361	44,767	29,488	15,310	14,178	62,639	32,051	30,588
10 - 14	85,780	43,980	41,800	29,795	15,578	14,217	55,986	28,402	27,583
15 - 19	93,545	47,768	45,777	39,328	19,400	19,928	54,217	28,367	25,849
20 - 24	78,060	40,124	37,936	33,419	17,071	16,348	44,641	23,053	21,588
25 - 29	73,457	36,487	36,970	29,322	14,720	14,602	44,135	21,767	22,368
30 - 34	84,534	42,331	42,203	29,351	14,826	14,525	55,183	27,505	27,678
35 - 39	72,250	36,268	35,982	26,227	13,559	12,668	46,023	22,709	23,314
40 - 44	68,670	34,568	34,102	26,167	13,797	12,370	42,503	20,771	21,732
45 - 49	38,822	19,143	19,679	13,526	7,588	5,938	25,296	11,555	13,741
50 - 54	44,195	21,384	22,811	17,453	8,965	8,488	26,742	12,419	14,323
55 - 59	42,569	20,378	22,191	15,832	7,713	8,119	26,737	12,665	14,072
60 - 64	36,181	17,809	18,372	12,850	6,311	6,539	23,331	11,498	11,833
65 - 69	23,591	9,883	13,708	7,681	3,264	4,418	15,910	6,620	9,290
70 - 74	15,419	6,275	9,144	5,255	2,093	3,162	10,164	4,181	5,983
75-79	9,150	3,534	5,616	3,157	1,255	1,902	5,993	2,279	3,714
80+	7,396	2,808	4,589	2,937	1,081	1,856	4,459	1,726	2,733
Total	947,186	472,233	474,954	347,201	175,941	171,260	599,986	296,292	303,694

## Banteay Menchey

2024

Age groups	Total			Urban			Rural		
	Total	Male	Female	Total	Male	Female	Total	Male	Female
0 - 4	85,040	43,991	41,049	26,538	14,006	12,532	58,503	29,985	28,518
5 - 9	88,598	45,524	43,074	28,359	14,720	13,639	60,239	30,804	29,435
10 - 14	84,257	43,169	41,089	29,266	15,294	13,972	54,991	27,874	27,117
15 - 19	94,620	48,364	46,256	39,781	19,648	20,133	54,839	28,716	26,123
20 - 24	80,979	41,872	39,107	34,677	17,820	16,857	46,302	24,052	22,250
25 - 29	72,239	35,938	36,301	28,840	14,503	14,337	43,399	21,435	21,964
30 - 34	84,818	42,428	42,390	29,451	14,864	14,587	55,367	27,564	27,803
35 - 39	72,019	36,064	35,955	26,141	13,486	12,655	45,878	22,578	23,300
40 - 44	73,528	37,015	36,513	28,020	14,777	13,243	45,508	22,238	23,271
45 - 49	40,793	20,165	20,629	15,737	7,995	7,742	25,056	12,170	12,887
50 - 54	44,220	21,535	22,685	17,472	9,030	8,442	26,748	12,505	14,243
55 - 59	43,271	20,724	22,547	16,094	7,846	8,248	27,177	12,878	14,299
60 - 64	37,786	18,848	18,938	13,432	6,681	6,752	24,354	12,168	12,186
65 - 69	24,880	10,583	14,297	8,107	3,495	4,612	16,773	7,088	9,685
70 - 74	16,277	6,595	9,682	5,547	2,201	3,346	10,730	4,394	6,336
75-79	9,761	3,744	6,017	3,368	1,330	2,038	6,393	2,414	3,980
80+	7,666	2,926	4,741	3,044	1,127	1,917	4,623	1,799	2,824
Total	960,755	479,485	481,271	353,873	178,824	175,050	606,882	300,661	306,221

## Banteay Menchey

2025

Age groups	Total			Urban			Rural		
	Total	Male	Female	Total	Male	Female	Total	Male	Female
0 - 4	83,731	43,301	40,430	26,126	13,788	12,338	57,606	29,514	28,092
5 - 9	89,226	45,830	43,395	28,556	14,820	13,736	60,669	31,010	29,660
10 - 14	84,343	43,192	41,151	29,291	15,303	13,987	55,052	27,889	27,164
15 - 19	94,049	48,093	45,956	39,536	19,540	19,996	54,513	28,553	25,960
20 - 24	84,252	43,767	40,486	36,080	18,629	17,451	48,172	25,138	23,035
25 - 29	72,321	36,141	36,180	28,875	14,587	14,289	43,446	21,554	21,892
30 - 34	83,549	41,714	41,835	29,006	14,616	14,390	54,543	27,098	27,445
35 - 39	72,999	36,503	36,496	26,492	13,652	12,840	46,507	22,851	23,656
40 - 44	75,811	38,115	37,696	28,884	15,218	13,666	46,927	22,897	24,030
45 - 49	45,291	22,478	22,813	17,473	8,914	8,560	27,818	13,565	14,253
50 - 54	43,287	21,151	22,136	17,105	8,870	8,235	26,182	12,281	13,901
55 - 59	44,312	21,350	22,962	16,484	8,084	8,400	27,828	13,267	14,561
60 - 64	38,947	19,508	19,439	13,846	6,915	6,932	25,101	12,593	12,508
65 - 69	26,503	11,580	14,924	8,646	3,825	4,822	17,857	7,755	10,102
70 - 74	17,054	6,851	10,203	5,810	2,286	3,524	11,244	4,565	6,679
75-79	10,484	4,011	6,474	3,616	1,425	2,191	6,868	2,586	4,282
80+	7,976	3,049	4,927	3,165	1,174	1,991	4,810	1,875	2,936
Total	974,136	486,634	487,502	358,992	181,644	177,348	615,144	304,990	310,154

## Banteay Menchey

2026

Age groups	Total			Urban			Rural		
	Total	Male	Female	Total	Male	Female	Total	Male	Female
0 - 4	82,692	42,752	39,941	25,803	13,615	12,189	56,889	29,137	27,752
5 - 9	88,597	45,485	43,112	28,357	14,711	13,646	60,240	30,774	29,466
10 - 14	86,042	44,053	41,989	29,882	15,610	14,272	56,161	28,443	27,718
15 - 19	91,925	47,001	44,925	38,647	19,099	19,549	53,278	27,902	25,376
20 - 24	87,872	45,808	42,064	38,216	19,502	18,713	49,656	26,305	23,351
25 - 29	73,502	36,977	36,525	29,359	14,928	14,432	44,143	22,050	22,094
30 - 34	81,131	40,403	40,728	28,169	14,159	14,010	52,961	26,244	26,718
35 - 39	74,860	37,412	37,448	27,170	13,994	13,176	47,690	23,418	24,272
40 - 44	75,981	38,112	37,869	28,948	15,219	13,728	47,034	22,893	24,141
45 - 49	51,882	25,855	26,026	20,022	10,255	9,767	31,859	15,600	16,259
50 - 54	41,647	20,370	21,277	16,459	8,544	7,915	25,188	11,826	13,362
55 - 59	45,645	22,207	23,437	16,989	8,409	8,580	28,656	13,798	14,857
60 - 64	39,742	19,856	19,885	14,126	7,039	7,088	25,615	12,818	12,798
65 - 69	28,396	12,817	15,578	9,280	4,233	5,046	19,116	8,584	10,532
70 - 74	17,783	7,069	10,714	6,058	2,358	3,700	11,724	4,710	7,014
75-79	11,306	4,327	6,979	3,899	1,537	2,362	7,407	2,790	4,617
80+	8,344	3,186	5,158	3,311	1,227	2,085	5,033	1,959	3,074
Total	987,347	493,691	493,656	364,697	184,439	180,258	622,650	309,252	313,398



**Banteay Menchey**

2027

Age groups	Total			Urban			Rural		
	Total	Male	Female	Total	Male	Female	Total	Male	Female
0 - 4	81,713	42,234	39,479	25,494	13,452	12,042	56,219	28,782	27,437
5 - 9	87,597	44,948	42,649	28,032	14,539	13,493	59,565	30,409	29,156
10 - 14	88,393	45,255	43,138	30,692	16,038	14,654	57,700	29,217	28,484
15 - 19	88,977	45,469	43,508	37,402	18,480	18,922	51,575	26,989	24,585
20 - 24	91,285	47,706	43,579	39,101	20,316	18,785	52,184	27,390	24,794
25 - 29	75,592	38,321	37,271	30,198	15,474	14,724	45,394	22,847	22,547
30 - 34	78,234	38,866	39,367	27,158	13,624	13,534	51,076	25,242	25,834
35 - 39	77,002	38,476	38,526	27,942	14,395	13,548	49,060	24,081	24,979
40 - 44	74,875	37,446	37,429	28,516	14,957	13,560	46,359	22,490	23,869
45 - 49	59,374	29,681	29,693	22,914	11,775	11,139	36,460	17,906	18,554
50 - 54	40,179	19,650	20,529	15,876	8,243	7,633	24,303	11,407	12,896
55 - 59	46,951	23,095	23,856	17,482	8,747	8,736	29,468	14,348	15,120
60 - 64	40,324	20,035	20,289	14,324	7,103	7,221	26,000	12,932	13,067
65 - 69	30,384	14,145	16,239	9,943	4,672	5,271	20,440	9,473	10,968
70 - 74	18,554	7,323	11,230	6,319	2,443	3,875	12,235	4,880	7,355
75-79	12,186	4,669	7,517	4,201	1,658	2,543	7,985	3,011	4,974
80+	8,779	3,342	5,436	3,483	1,287	2,196	5,296	2,055	3,240
Total	1,000,397	500,662	499,735	369,078	187,203	181,875	631,319	313,459	317,861

**Banteay Menchey**

2028

Age groups	Total			Urban			Rural		
	Total	Male	Female	Total	Male	Female	Total	Male	Female
0 - 4	80,773	41,738	39,035	25,201	13,297	11,904	55,572	28,441	27,131
5 - 9	87,654	44,959	42,695	28,051	14,546	13,505	59,603	30,413	29,190
10 - 14	89,469	45,803	43,666	31,066	16,235	14,831	58,403	29,567	28,836
15 - 19	86,282	44,063	42,219	36,272	17,913	18,359	50,010	26,150	23,860
20 - 24	93,776	49,093	44,684	40,175	20,912	19,262	53,602	28,180	25,422
25 - 29	78,256	39,962	38,294	31,273	16,142	15,131	46,983	23,820	23,162
30 - 34	75,821	37,634	38,187	26,322	13,196	13,126	49,499	24,438	25,061
35 - 39	78,522	39,221	39,302	28,495	14,677	13,818	50,027	24,543	25,484
40 - 44	73,769	36,784	36,985	28,091	14,696	13,395	45,678	22,088	23,590
45 - 49	66,078	33,085	32,993	25,505	13,130	12,375	40,573	19,955	20,617
50 - 54	40,091	19,620	20,470	15,842	8,233	7,610	24,248	11,387	12,861
55 - 59	47,776	23,724	24,052	17,799	8,987	8,812	29,977	14,737	15,240
60 - 64	40,919	20,250	20,669	14,531	7,180	7,351	26,388	13,070	13,318
65 - 69	32,227	15,355	16,872	10,559	5,073	5,487	21,668	10,282	11,386
70 - 74	19,490	7,718	11,772	6,637	2,575	4,062	12,854	5,143	7,711
75-79	13,068	5,000	8,068	4,505	1,776	2,729	8,563	3,224	5,339
80+	9,289	3,527	5,762	3,685	1,358	2,327	5,604	2,169	3,435
Total	1,013,259	507,535	505,724	374,008	189,925	184,083	639,251	317,610	321,642

## Banteay Menchey

2029

Age groups	Total			Urban			Rural		
	Total	Male	Female	Total	Male	Female	Total	Male	Female
0 - 4	79,838	41,246	38,591	24,924	13,156	11,768	54,914	28,090	26,823
5 - 9	91,538	46,952	44,587	29,311	15,209	14,102	62,228	31,743	30,485
10 - 14	86,046	44,032	42,013	29,894	15,626	14,268	56,152	28,406	27,746
15 - 19	84,754	43,258	41,496	35,649	17,605	18,044	49,105	25,653	23,452
20 - 24	94,864	49,720	45,144	40,663	21,201	19,462	54,201	28,519	25,682
25 - 29	81,197	41,717	39,480	32,472	16,868	15,605	48,725	24,850	23,876
30 - 34	74,580	37,082	37,499	25,905	13,015	12,890	48,675	24,067	24,608
35 - 39	78,809	39,328	39,481	28,612	14,732	13,880	50,197	24,596	25,601
40 - 44	73,561	36,596	36,966	28,021	14,635	13,386	45,541	21,961	23,580
45 - 49	70,788	35,448	35,340	27,335	14,081	13,255	43,453	21,368	22,085
50 - 54	42,166	20,690	21,476	16,674	8,691	7,983	25,492	11,999	13,493
55 - 59	47,860	23,924	23,936	17,846	9,073	8,773	30,014	14,851	15,163
60 - 64	41,676	20,640	21,036	14,808	7,327	7,481	26,868	13,313	13,555
65 - 69	33,757	16,303	17,455	11,076	5,393	5,683	22,682	10,910	11,772
70 - 74	20,667	8,314	12,353	7,041	2,778	4,263	13,626	5,536	8,090
75-79	13,912	5,297	8,615	4,798	1,885	2,914	9,114	3,413	5,701
80+	9,882	3,746	6,136	5,706	3,228	2,478	4,177	518	3,659
Total	1,025,896	514,292	511,604	380,734	194,501	186,233	645,162	319,791	325,371

## Banteay Menchey

2030

Age groups	Total			Urban			Rural		
	Total	Male	Female	Total	Male	Female	Total	Male	Female
0 - 4	78,900	40,756	38,144	24,632	13,003	11,630	54,268	27,753	26,515
5 - 9	90,157	46,237	43,921	28,869	14,981	13,888	61,288	31,256	30,032
10 - 14	86,680	44,347	42,332	30,114	15,741	14,372	56,566	28,606	27,960
15 - 19	84,862	43,302	41,561	35,696	17,628	18,069	49,166	25,674	23,492
20 - 24	94,317	49,466	44,851	40,434	21,099	19,334	53,883	28,367	25,516
25 - 29	84,510	43,629	40,881	34,128	17,968	16,159	50,382	25,661	24,721
30 - 34	74,694	37,313	37,381	25,950	13,100	12,850	48,744	24,213	24,531
35 - 39	77,666	38,691	38,975	28,195	14,497	13,698	49,471	24,194	25,277
40 - 44	74,604	37,068	37,536	28,541	14,827	13,714	46,062	22,241	23,822
45 - 49	73,036	36,533	36,503	28,202	14,515	13,687	44,834	22,018	22,816
50 - 54	46,864	23,093	23,771	18,537	9,703	8,834	28,327	13,391	14,937
55 - 59	46,911	23,533	23,378	17,495	8,927	8,568	29,416	14,607	14,810
60 - 64	42,766	21,314	21,452	15,201	7,568	7,634	27,565	13,747	13,818
65 - 69	34,902	16,929	17,973	11,453	5,601	5,852	23,449	11,328	12,121
70 - 74	22,128	9,149	12,978	7,537	3,058	4,480	14,591	6,092	8,499
75-79	14,698	5,547	9,151	5,068	1,973	3,095	9,630	3,573	6,056
80+	10,573	4,006	6,566	6,103	3,453	2,650	4,470	554	3,916
Total	1,038,268	520,914	517,353	386,156	197,641	188,515	652,112	323,274	328,839

## Battambang

2019

Age groups	Total			Urban			Rural		
	Total	Male	Female	Total	Male	Female	Total	Male	Female
0 - 4	102,670	52,757	49,913	19,136	9,840	9,296	83,534	42,917	40,617
5 - 9	105,648	54,384	51,264	18,865	9,657	9,208	86,783	44,727	42,056
10 - 14	119,947	61,703	58,244	21,108	10,870	10,238	98,839	50,833	48,006
15 - 19	95,016	48,365	46,651	19,416	9,815	9,601	75,600	38,550	37,050
20 - 24	76,488	37,701	38,787	17,198	8,389	8,808	59,290	29,312	29,979
25 - 29	89,176	44,044	45,132	20,341	10,015	10,325	68,836	34,029	34,807
30 - 34	81,971	40,694	41,276	18,839	9,477	9,362	63,131	31,217	31,914
35 - 39	76,192	38,574	37,618	18,048	9,052	8,996	58,144	29,522	28,622
40 - 44	42,453	20,686	21,766	9,452	4,684	4,768	33,001	16,003	16,998
45 - 49	46,771	21,965	24,806	10,770	5,051	5,718	36,002	16,914	19,088
50 - 54	47,773	21,747	26,026	10,049	4,536	5,512	37,724	17,211	20,514
55 - 59	47,523	22,279	25,245	9,264	4,201	5,063	38,259	18,077	20,182
60 - 64	35,802	15,345	20,457	7,627	3,177	4,450	28,175	12,168	16,007
65 - 69	26,204	11,392	14,812	5,926	2,596	3,331	20,277	8,796	11,481
70 - 74	16,215	6,767	9,447	3,869	1,568	2,300	12,346	5,199	7,147
75-79	10,932	4,531	6,401	2,567	1,010	1,557	8,365	3,521	4,844
80+	10,143	3,797	6,346	2,505	904	1,601	7,638	2,894	4,744
Total	1,030,924	506,733	524,191	214,979	104,845	110,135	815,945	401,888	414,056

## Battambang

2020

Age groups	Total			Urban			Rural		
	Total	Male	Female	Total	Male	Female	Total	Male	Female
0 - 4	103,371	53,101	50,269	17,599	9,171	8,427	85,772	43,930	41,842
5 - 9	105,735	54,408	51,327	16,568	8,762	7,807	89,166	45,646	43,520
10 - 14	119,197	61,347	57,851	19,621	10,412	9,209	99,577	50,935	48,642
15 - 19	98,819	50,531	48,287	21,286	10,661	10,625	77,533	39,870	37,663
20 - 24	76,534	37,892	38,642	18,910	9,215	9,694	57,624	28,676	28,948
25 - 29	87,792	43,277	44,515	20,706	10,211	10,495	67,086	33,066	34,020
30 - 34	83,030	41,160	41,870	17,464	8,947	8,517	65,566	32,213	33,353
35 - 39	78,499	39,691	38,808	17,175	8,842	8,333	61,323	30,848	30,475
40 - 44	47,082	23,035	24,047	10,465	5,377	5,089	36,617	17,658	18,959
45 - 49	45,724	21,545	24,179	10,902	5,257	5,645	34,822	16,288	18,534
50 - 54	48,824	22,358	26,466	11,754	5,490	6,264	37,070	16,867	20,203
55 - 59	48,845	22,993	25,852	10,577	4,987	5,590	38,268	18,006	20,263
60 - 64	37,957	16,704	21,254	8,118	3,480	4,638	29,839	13,224	16,615
65 - 69	27,251	11,750	15,501	5,749	2,425	3,324	21,502	9,325	12,177
70 - 74	17,203	7,164	10,039	3,835	1,537	2,298	13,368	5,627	7,741
75-79	11,555	4,857	6,698	2,509	928	1,581	9,045	3,929	5,116
80+	10,141	3,753	6,389	2,579	873	1,706	7,563	2,880	4,683
Total	1,047,557	515,565	531,993	215,817	106,575	109,242	831,741	408,990	422,751

## Battambang

2021

Age groups	Total			Urban			Rural		
	Total	Male	Female	Total	Male	Female	Total	Male	Female
0 - 4	102,610	52,690	49,920	17,449	9,092	8,357	85,161	43,598	41,563
5 - 9	107,836	55,483	52,353	17,184	8,927	8,257	90,652	46,557	44,096
10 - 14	116,473	59,940	56,533	19,580	10,164	9,416	96,893	49,776	47,117
15 - 19	103,019	52,864	50,155	22,669	11,143	11,525	80,351	41,721	38,630
20 - 24	77,740	38,747	38,993	19,184	9,415	9,769	58,556	29,332	29,224
25 - 29	85,198	41,891	43,307	20,069	9,875	10,195	65,129	32,016	33,112
30 - 34	85,088	42,157	42,931	17,875	9,155	8,719	67,214	33,002	34,212
35 - 39	78,614	39,659	38,955	17,178	8,827	8,351	61,436	30,832	30,604
40 - 44	53,879	26,470	27,409	11,964	6,173	5,791	41,916	20,298	21,618
45 - 49	43,933	20,723	23,210	10,461	5,051	5,410	33,472	15,672	17,800
50 - 54	50,201	23,212	26,989	12,071	5,695	6,376	38,130	17,518	20,612
55 - 59	49,709	23,343	26,366	10,750	5,058	5,692	38,959	18,284	20,674
60 - 64	40,501	18,408	22,092	8,658	3,831	4,827	31,843	14,577	17,266
65 - 69	28,221	12,044	16,177	5,944	2,484	3,461	22,277	9,560	12,717
70 - 74	18,349	7,650	10,700	4,085	1,639	2,446	14,264	6,010	8,254
75-79	12,143	5,091	7,052	2,704	1,041	1,662	9,439	4,050	5,390
80+	10,327	3,836	6,491	2,622	891	1,731	7,705	2,945	4,761
Total	1,063,843	524,209	539,635	220,446	108,461	111,985	843,397	415,748	427,650

## Battambang

2022

Age groups	Total			Urban			Rural		
	Total	Male	Female	Total	Male	Female	Total	Male	Female
0 - 4	101,422	52,057	49,364	17,237	8,977	8,259	84,185	43,080	41,105
5 - 9	110,753	56,988	53,765	17,638	9,164	8,475	93,115	47,825	45,290
10 - 14	112,706	57,974	54,732	18,936	9,825	9,110	93,770	48,149	45,622
15 - 19	106,977	55,033	51,944	23,524	11,594	11,930	83,453	43,439	40,014
20 - 24	79,908	40,135	39,773	19,706	9,745	9,960	60,202	30,390	29,812
25 - 29	82,108	40,276	41,832	19,329	9,487	9,842	62,779	30,789	31,990
30 - 34	87,466	43,329	44,137	17,873	8,914	8,959	69,593	34,415	35,178
35 - 39	77,412	38,939	38,473	15,334	7,092	8,241	62,079	31,847	30,232
40 - 44	61,606	30,363	31,243	15,711	9,115	6,596	45,894	21,247	24,647
45 - 49	42,330	19,966	22,364	9,052	4,864	4,188	33,279	15,102	18,177
50 - 54	51,550	24,099	27,451	12,388	5,909	6,479	39,162	18,190	20,972
55 - 59	50,309	23,494	26,815	10,872	5,088	5,784	39,437	18,405	21,031
60 - 64	43,175	20,236	22,938	9,230	4,208	5,022	33,944	16,028	17,917
65 - 69	29,253	12,398	16,855	6,156	2,555	3,601	23,097	9,843	13,254
70 - 74	19,578	8,175	11,403	4,356	1,751	2,606	15,222	6,424	8,798
75-79	12,776	5,305	7,471	2,844	1,084	1,759	9,933	4,221	5,712
80+	10,623	3,982	6,640	2,694	925	1,769	7,929	3,058	4,871
Total	1,079,953	532,750	547,202	222,880	110,299	112,582	857,072	422,451	434,621

## Battambang

2023

Age groups	Total			Urban			Rural		
	Total	Male	Female	Total	Male	Female	Total	Male	Female
0 - 4	101,471	52,067	49,404	17,225	8,969	8,256	84,246	43,097	41,149
5 - 9	112,089	57,678	54,411	17,830	9,265	8,566	94,259	48,414	45,845
10 - 14	109,279	56,177	53,102	18,338	9,510	8,828	90,941	46,667	44,274
15 - 19	109,873	56,621	53,252	24,132	11,916	12,216	85,741	44,705	41,036
20 - 24	82,698	41,842	40,856	20,372	10,151	10,221	62,325	31,691	30,635
25 - 29	79,546	38,986	40,559	18,707	9,176	9,531	60,839	29,811	31,028
30 - 34	89,153	44,151	45,002	18,697	9,573	9,124	70,456	34,578	35,878
35 - 39	76,227	38,233	37,995	16,624	8,496	8,128	59,604	29,737	29,867
40 - 44	68,516	33,824	34,691	15,189	7,875	7,315	53,326	25,950	27,376
45 - 49	42,190	19,914	22,276	9,011	4,846	4,166	33,179	15,068	18,110
50 - 54	52,383	24,722	27,662	12,574	6,055	6,519	39,809	18,667	21,142
55 - 59	50,937	23,692	27,245	10,994	5,125	5,869	39,942	18,566	21,376
60 - 64	45,644	21,893	23,750	9,753	4,549	5,204	35,891	17,345	18,546
65 - 69	30,547	12,986	17,561	6,422	2,673	3,748	24,125	10,313	13,812
70 - 74	20,802	8,680	12,122	4,623	1,857	2,766	16,179	6,823	9,356
75-79	13,523	5,558	7,966	3,007	1,135	1,873	10,516	4,423	6,093
80+	10,984	4,154	6,830	2,781	963	1,818	8,203	3,190	5,012
Total	1,095,862	541,178	554,684	226,279	112,133	114,146	869,583	429,045	440,538

## Battambang

2024

Age groups	Total			Urban			Rural		
	Total	Male	Female	Total	Male	Female	Total	Male	Female
0 - 4	105,989	54,391	51,598	17,966	9,361	8,606	88,023	45,030	42,993
5 - 9	107,829	55,470	52,359	17,128	8,901	8,227	90,701	46,569	44,132
10 - 14	107,372	55,168	52,203	17,991	9,330	8,662	89,380	45,839	43,542
15 - 19	111,170	57,357	53,812	24,381	12,060	12,322	86,789	45,298	41,491
20 - 24	85,817	43,687	42,129	21,111	10,589	10,522	64,705	33,098	31,607
25 - 29	78,251	38,420	39,831	18,377	9,034	9,343	59,874	29,386	30,488
30 - 34	89,480	44,274	45,205	18,739	9,591	9,148	70,741	34,684	36,057
35 - 39	76,007	38,037	37,970	16,550	8,444	8,106	59,456	29,593	29,863
40 - 44	73,385	36,237	37,148	16,246	8,428	7,818	57,139	27,809	29,330
45 - 49	44,346	20,987	23,359	10,524	5,102	5,422	33,822	15,885	17,937
50 - 54	52,430	24,909	27,520	12,568	6,095	6,473	39,862	18,815	21,047
55 - 59	51,793	24,106	27,687	11,163	5,210	5,953	40,630	18,896	21,734
60 - 64	47,683	23,183	24,499	10,176	4,812	5,364	37,507	18,372	19,135
65 - 69	32,226	13,913	18,313	6,768	2,861	3,906	25,458	11,052	14,407
70 - 74	21,967	9,128	12,839	4,873	1,951	2,923	17,093	7,178	9,916
75-79	14,431	5,890	8,541	3,204	1,201	2,003	11,227	4,689	6,538
80+	11,389	4,330	7,058	2,878	1,003	1,875	8,511	3,327	5,184
Total	1,111,561	549,488	562,072	230,643	113,970	116,672	880,918	435,518	445,400

## Battambang

2025

Age groups	Total			Urban			Rural		
	Total	Male	Female	Total	Male	Female	Total	Male	Female
0 - 4	104,377	53,558	50,819	17,673	9,210	8,464	86,703	44,348	42,355
5 - 9	108,612	55,863	52,748	17,233	8,957	8,276	91,379	46,906	44,472
10 - 14	107,501	55,219	52,282	17,992	9,330	8,662	89,508	45,889	43,620
15 - 19	110,519	57,057	53,462	24,211	11,987	12,224	86,308	45,070	41,238
20 - 24	89,302	45,681	43,621	21,945	11,064	10,882	67,357	34,617	32,740
25 - 29	78,354	38,651	39,703	18,382	9,081	9,301	59,971	29,569	30,402
30 - 34	88,158	43,545	44,612	18,441	9,426	9,015	69,717	34,120	35,597
35 - 39	77,055	38,514	38,541	16,759	8,543	8,216	60,296	29,971	30,325
40 - 44	75,678	37,328	38,350	16,734	8,675	8,059	58,944	28,653	30,291
45 - 49	49,244	23,403	25,841	11,673	5,685	5,989	37,571	17,718	19,852
50 - 54	51,333	24,474	26,859	12,291	5,983	6,308	39,042	18,491	20,551
55 - 59	53,049	24,844	28,205	11,421	5,365	6,056	41,628	19,479	22,149
60 - 64	49,157	24,003	25,154	10,479	4,977	5,501	38,678	19,026	19,652
65 - 69	34,334	15,228	19,106	7,209	3,129	4,080	27,125	12,100	15,026
70 - 74	23,020	9,486	13,533	5,100	2,025	3,075	17,920	7,461	10,458
75-79	15,503	6,312	9,191	3,438	1,286	2,152	12,065	5,026	7,039
80+	11,850	4,514	7,336	2,990	1,045	1,945	8,860	3,470	5,390
Total	1,127,042	557,681	569,361	233,972	115,768	118,204	893,070	441,914	451,156

## Battambang

2026

Age groups	Total			Urban			Rural		
	Total	Male	Female	Total	Male	Female	Total	Male	Female
0 - 4	103,078	52,888	50,190	17,438	9,087	8,350	85,640	43,801	41,840
5 - 9	107,843	55,453	52,390	17,095	8,884	8,211	90,747	46,569	44,178
10 - 14	109,662	56,330	53,332	18,336	9,510	8,826	91,326	46,820	44,506
15 - 19	108,019	55,771	52,249	23,642	11,707	11,935	84,377	44,064	40,313
20 - 24	93,135	47,819	45,316	23,227	11,573	11,654	69,908	36,246	33,662
25 - 29	79,630	39,552	40,078	18,668	9,286	9,382	60,962	30,266	30,696
30 - 34	85,603	42,184	43,418	17,889	9,124	8,765	67,713	33,060	34,653
35 - 39	79,017	39,481	39,536	17,171	8,751	8,420	61,846	30,730	31,116
40 - 44	75,845	37,332	38,513	16,754	8,669	8,085	59,091	28,663	30,428
45 - 49	56,408	26,924	29,483	13,360	6,535	6,825	43,048	20,389	22,659
50 - 54	49,386	23,575	25,811	11,814	5,759	6,055	37,572	17,816	19,756
55 - 59	54,642	25,846	28,797	11,754	5,577	6,178	42,888	20,269	22,619
60 - 64	50,158	24,437	25,721	10,681	5,063	5,618	39,477	19,374	20,103
65 - 69	36,784	16,859	19,925	7,725	3,461	4,264	29,059	13,398	15,661
70 - 74	24,002	9,789	14,213	5,312	2,088	3,224	18,691	7,701	10,989
75-79	16,718	6,812	9,906	3,703	1,386	2,317	13,015	5,426	7,589
80+	12,397	4,718	7,679	3,124	1,091	2,034	9,273	3,627	5,645
Total	1,142,327	565,769	576,558	237,693	117,549	120,144	904,634	448,220	456,414

## Battambang

2027

Age groups	Total			Urban			Rural		
	Total	Male	Female	Total	Male	Female	Total	Male	Female
0 - 4	101,836	52,248	49,588	17,203	8,970	8,233	84,633	43,278	41,355
5 - 9	106,603	54,799	51,804	16,874	8,772	8,102	89,729	46,027	43,702
10 - 14	112,634	57,867	54,767	18,805	9,761	9,045	93,829	48,106	45,723
15 - 19	104,533	53,954	50,578	22,846	11,316	11,529	81,687	42,638	39,049
20 - 24	96,732	49,802	46,931	23,718	12,044	11,675	73,014	37,758	35,256
25 - 29	81,877	40,990	40,887	19,169	9,616	9,552	62,708	31,374	31,334
30 - 34	82,529	40,581	41,948	17,220	8,770	8,450	65,308	31,810	33,498
35 - 39	81,261	40,604	40,657	17,632	8,992	8,640	63,628	31,611	32,017
40 - 44	74,725	36,680	38,045	16,480	8,510	7,970	58,245	28,170	30,076
45 - 49	64,541	30,909	33,632	15,264	7,497	7,767	49,277	23,412	25,865
50 - 54	47,635	22,742	24,894	11,378	5,551	5,827	36,258	17,191	19,067
55 - 59	56,194	26,879	29,315	12,072	5,795	6,277	44,122	21,084	23,038
60 - 64	50,882	24,657	26,225	10,816	5,104	5,712	40,066	19,553	20,513
65 - 69	39,351	18,606	20,746	8,261	3,816	4,445	31,091	14,790	16,301
70 - 74	25,037	10,142	14,895	5,531	2,161	3,370	19,507	7,981	11,526
75-79	18,015	7,350	10,665	3,983	1,494	2,489	14,032	5,855	8,177
80+	13,040	4,950	8,090	3,281	1,143	2,138	9,759	3,807	5,952
Total	1,157,425	573,758	583,668	240,532	119,311	121,221	916,893	454,447	462,446

## Battambang

2028

Age groups	Total			Urban			Rural		
	Total	Male	Female	Total	Male	Female	Total	Male	Female
0 - 4	100,635	51,630	49,005	16,979	8,856	8,123	83,657	42,774	40,882
5 - 9	106,642	54,808	51,834	16,859	8,765	8,094	89,783	46,043	43,740
10 - 14	113,973	58,563	55,410	19,005	9,869	9,135	94,968	48,693	46,275
15 - 19	101,337	52,281	49,056	22,120	10,956	11,164	79,217	41,325	37,892
20 - 24	99,344	51,245	48,099	24,330	12,383	11,947	75,014	38,862	36,152
25 - 29	84,738	42,742	41,996	19,817	10,019	9,797	64,921	32,722	32,199
30 - 34	79,960	39,291	40,670	16,664	8,485	8,179	63,296	30,806	32,490
35 - 39	82,841	41,386	41,455	17,953	9,158	8,795	64,888	32,228	32,660
40 - 44	73,600	36,028	37,572	16,210	8,352	7,857	57,390	27,676	29,714
45 - 49	71,807	34,450	37,356	16,961	8,349	8,612	54,846	26,101	28,744
50 - 54	47,517	22,705	24,811	11,335	5,537	5,798	36,182	17,168	19,014
55 - 59	57,166	27,609	29,556	12,266	5,947	6,319	44,899	21,662	23,237
60 - 64	51,618	24,919	26,699	10,956	5,153	5,803	40,662	19,766	20,896
65 - 69	41,727	20,195	21,532	8,756	4,138	4,618	32,971	16,057	16,914
70 - 74	26,294	10,688	15,607	5,800	2,275	3,525	20,495	8,413	12,082
75-79	19,313	7,870	11,443	4,264	1,598	2,665	15,049	6,271	8,778
80+	13,795	5,223	8,571	3,466	1,205	2,261	10,329	4,019	6,310
Total	1,172,306	581,634	590,672	243,739	121,046	122,693	928,567	460,588	467,979

## Battambang

2029

Age groups	Total			Urban			Rural		
	Total	Male	Female	Total	Male	Female	Total	Male	Female
0 - 4	99,450	51,020	48,430	16,733	8,719	8,014	82,717	42,301	40,416
5 - 9	111,345	57,235	54,110	17,555	9,120	8,435	93,791	48,115	45,676
10 - 14	109,590	56,298	53,292	18,224	9,453	8,771	91,366	46,845	44,521
15 - 19	99,523	51,325	48,198	21,666	10,716	10,950	77,857	40,609	37,248
20 - 24	100,475	51,898	48,577	24,539	12,492	12,047	75,936	39,405	36,530
25 - 29	87,905	44,618	43,288	20,503	10,419	10,084	67,403	34,199	33,204
30 - 34	78,636	38,713	39,923	16,344	8,327	8,016	62,292	30,385	31,907
35 - 39	83,127	41,498	41,629	17,964	9,147	8,816	65,163	32,351	32,812
40 - 44	73,378	35,843	37,535	16,113	8,277	7,836	57,265	27,566	29,699
45 - 49	76,910	36,910	40,000	18,116	8,910	9,206	58,794	28,000	30,794
50 - 54	49,967	23,943	26,024	11,887	5,817	6,070	38,080	18,126	19,954
55 - 59	57,254	27,841	29,413	12,253	5,974	6,279	45,001	21,866	23,134
60 - 64	52,563	25,398	27,165	11,127	5,233	5,894	41,436	20,165	21,270
65 - 69	43,700	21,442	22,258	9,151	4,378	4,773	34,549	17,064	17,484
70 - 74	27,875	11,512	16,363	6,134	2,442	3,692	21,741	9,070	12,671
75-79	20,557	8,338	12,219	4,528	1,688	2,840	16,029	6,651	9,378
80+	14,672	5,547	9,125	5,252	2,850	2,402	9,420	2,697	6,722
Total	1,186,926	589,378	597,548	248,088	123,962	124,126	938,838	465,416	473,422

## Battambang

2030

Age groups	Total			Urban			Rural		
	Total	Male	Female	Total	Male	Female	Total	Male	Female
0 - 4	98,231	50,393	47,838	16,507	8,604	7,903	81,724	41,789	39,935
5 - 9	109,609	56,341	53,268	17,258	8,969	8,289	92,350	47,372	44,979
10 - 14	110,340	56,677	53,663	18,324	9,507	8,817	92,016	47,170	44,846
15 - 19	99,599	51,356	48,243	21,655	10,712	10,943	77,944	40,644	37,300
20 - 24	99,845	51,612	48,232	24,356	12,413	11,943	75,489	39,199	36,289
25 - 29	91,444	46,644	44,801	21,502	11,081	10,420	69,943	35,562	34,380
30 - 34	78,715	38,938	39,777	16,343	8,368	7,975	62,372	30,570	31,802
35 - 39	81,879	40,810	41,069	17,670	8,987	8,683	64,209	31,822	32,387
40 - 44	74,379	36,290	38,089	16,384	8,372	8,012	57,995	27,918	30,077
45 - 49	79,311	38,024	41,287	18,656	9,170	9,486	60,655	28,854	31,801
50 - 54	55,505	26,713	28,792	13,187	6,483	6,703	42,318	20,229	22,089
55 - 59	56,090	27,375	28,715	11,988	5,869	6,119	44,102	21,506	22,596
60 - 64	53,910	26,217	27,692	11,398	5,396	6,002	42,512	20,821	21,691
65 - 69	45,158	22,257	22,901	9,445	4,539	4,905	35,714	17,717	17,996
70 - 74	29,831	12,664	17,167	6,555	2,683	3,872	23,276	9,981	13,295
75-79	21,706	8,727	12,979	4,775	1,765	3,010	16,931	6,963	9,968
80+	15,689	5,930	9,758	5,608	3,043	2,565	10,081	2,887	7,194
Total	1,201,240	596,967	604,273	251,610	125,963	125,647	949,630	471,004	478,626



## Kampong Cham

2019

Age groups	Total			Urban			Rural		
	Total	Male	Female	Total	Male	Female	Total	Male	Female
0 - 4	86,690	44,601	42,089	11,898	6,173	5,725	74,792	38,428	36,363
5 - 9	91,444	46,786	44,657	12,157	6,357	5,800	79,287	40,429	38,857
10 - 14	107,255	54,827	52,428	13,697	7,027	6,670	93,558	47,800	45,758
15 - 19	80,590	40,569	40,021	12,156	6,022	6,134	68,434	34,547	33,887
20 - 24	61,549	29,841	31,708	10,391	4,985	5,406	51,158	24,856	26,302
25 - 29	68,064	32,680	35,383	11,669	5,655	6,014	56,395	27,026	29,369
30 - 34	64,744	30,830	33,913	10,935	5,299	5,636	53,809	25,531	28,278
35 - 39	71,001	34,165	36,837	11,240	5,503	5,737	59,761	28,661	31,100
40 - 44	50,944	23,990	26,954	7,508	3,552	3,956	43,435	20,437	22,998
45 - 49	51,762	24,376	27,386	7,542	3,482	4,060	44,220	20,894	23,326
50 - 54	45,819	20,606	25,213	6,823	3,154	3,669	38,995	17,452	21,543
55 - 59	42,210	18,715	23,495	6,276	2,811	3,464	35,934	15,904	20,031
60 - 64	32,852	12,984	19,868	5,021	2,043	2,979	27,831	10,942	16,889
65 - 69	27,044	11,054	15,990	4,023	1,661	2,361	23,021	9,393	13,629
70 - 74	20,418	8,472	11,945	2,904	1,209	1,696	17,513	7,263	10,250
75-79	12,667	5,380	7,286	1,733	699	1,034	10,934	4,681	6,253
80+	15,198	5,792	9,406	2,137	768	1,369	13,062	5,025	8,037
Total	930,250	445,671	484,579	138,109	66,401	71,708	792,141	379,270	412,871

## Kampong Cham

2020

Age groups	Total			Urban			Rural		
	Total	Male	Female	Total	Male	Female	Total	Male	Female
0 - 4	87,118	44,822	42,296	10,921	5,742	5,179	76,196	39,079	37,117
5 - 9	91,347	46,732	44,614	10,663	5,756	4,906	80,684	40,976	39,708
10 - 14	106,385	54,424	51,960	12,704	6,718	5,986	93,681	47,707	45,974
15 - 19	83,658	42,320	41,338	13,301	6,529	6,772	70,357	35,791	34,566
20 - 24	61,470	29,945	31,525	11,401	5,465	5,936	50,069	24,480	25,589
25 - 29	66,881	32,060	34,821	11,853	5,754	6,099	55,028	26,306	28,721
30 - 34	65,458	31,134	34,323	10,109	4,993	5,116	55,349	26,141	29,208
35 - 39	73,013	35,098	37,915	10,668	5,366	5,302	62,346	29,733	32,613
40 - 44	56,393	26,671	29,722	8,283	4,070	4,212	48,110	22,601	25,510
45 - 49	50,507	23,872	26,635	7,616	3,617	3,999	42,892	20,256	22,636
50 - 54	46,739	21,152	25,588	7,970	3,810	4,160	38,769	17,341	21,427
55 - 59	43,302	19,285	24,018	7,147	3,331	3,816	36,155	15,954	20,202
60 - 64	34,765	14,112	20,653	5,331	2,233	3,098	29,434	11,879	17,555
65 - 69	28,072	11,383	16,689	3,901	1,549	2,351	24,171	9,834	14,337
70 - 74	21,621	8,955	12,667	2,873	1,182	1,690	18,749	7,772	10,976
75-79	13,362	5,758	7,604	1,688	641	1,048	11,674	5,117	6,557
80+	15,167	5,715	9,452	2,195	740	1,455	12,972	4,975	7,997
Total	945,259	453,438	491,821	138,623	67,497	71,127	806,635	385,942	420,694

## Kampong Cham

2021

Age groups	Total			Urban			Rural		
	Total	Male	Female	Total	Male	Female	Total	Male	Female
0 - 4	86,270	44,382	41,888	10,809	5,683	5,127	75,461	38,699	36,761
5 - 9	92,939	47,557	45,382	11,034	5,854	5,180	81,905	41,703	40,202
10 - 14	103,704	53,065	50,639	12,656	6,546	6,110	91,048	46,519	44,529
15 - 19	87,005	44,181	42,824	14,145	6,812	7,333	72,860	37,370	35,491
20 - 24	62,290	30,557	31,733	11,545	5,574	5,971	50,745	24,983	25,762
25 - 29	64,750	30,969	33,780	11,469	5,555	5,914	53,281	25,414	27,867
30 - 34	66,920	31,822	35,098	10,328	5,100	5,228	56,592	26,722	29,870
35 - 39	72,946	34,997	37,948	10,651	5,347	5,304	62,295	29,650	32,645
40 - 44	64,380	30,586	33,794	9,450	4,665	4,785	54,930	25,921	29,010
45 - 49	48,414	22,914	25,499	7,295	3,469	3,825	41,119	19,445	21,674
50 - 54	47,942	21,914	26,028	8,172	3,945	4,227	39,770	17,969	21,800
55 - 59	43,963	19,537	24,426	7,251	3,373	3,879	36,712	16,165	20,547
60 - 64	37,006	15,519	21,486	5,672	2,454	3,218	31,333	13,065	18,268
65 - 69	29,002	11,643	17,358	4,027	1,584	2,444	24,974	10,060	14,915
70 - 74	23,007	9,542	13,466	3,055	1,259	1,796	19,953	8,283	11,670
75-79	14,009	6,023	7,986	1,817	718	1,099	12,192	5,305	6,887
80+	15,408	5,830	9,578	2,228	754	1,473	13,180	5,075	8,105
Total	959,954	461,041	498,914	141,604	68,691	72,913	818,350	392,350	426,001

## Kampong Cham

2022

Age groups	Total			Urban			Rural		
	Total	Male	Female	Total	Male	Female	Total	Male	Female
0 - 4	85,043	43,746	41,297	10,633	5,574	5,059	74,410	38,172	36,238
5 - 9	95,198	48,732	46,466	11,279	5,970	5,309	83,920	42,762	41,157
10 - 14	100,082	51,204	48,878	12,189	6,286	5,903	87,893	44,918	42,975
15 - 19	90,107	45,886	44,221	14,620	7,041	7,579	75,487	38,845	36,641
20 - 24	63,856	31,577	32,278	11,810	5,731	6,079	52,045	25,846	26,199
25 - 29	62,235	29,705	32,529	11,002	5,302	5,701	51,232	24,404	26,829
30 - 34	68,605	32,630	35,976	10,297	4,933	5,364	58,309	27,697	30,612
35 - 39	71,639	34,281	37,357	9,494	4,268	5,227	62,144	30,014	32,131
40 - 44	73,416	35,000	38,415	12,285	6,843	5,442	61,130	28,157	32,973
45 - 49	46,523	22,025	24,498	6,276	3,319	2,957	40,247	18,706	21,541
50 - 54	49,099	22,698	26,401	8,356	4,066	4,289	40,743	18,631	22,112
55 - 59	44,375	19,617	24,757	7,306	3,370	3,936	37,069	16,247	20,821
60 - 64	39,343	17,020	22,323	6,021	2,678	3,343	33,322	14,342	18,980
65 - 69	29,982	11,958	18,024	4,157	1,618	2,539	25,824	10,340	15,485
70 - 74	24,482	10,173	14,309	3,246	1,336	1,910	21,237	8,837	12,399
75-79	14,700	6,261	8,439	1,904	742	1,162	12,796	5,519	7,278
80+	15,807	6,038	9,769	2,281	777	1,504	13,525	5,260	8,265
Total	974,490	468,553	505,938	143,156	69,855	73,302	831,334	398,698	432,636

## Kampong Cham

2023

Age groups	Total			Urban			Rural		
	Total	Male	Female	Total	Male	Female	Total	Male	Female
0 - 4	84,855	43,649	41,206	10,632	5,586	5,046	74,223	38,063	36,160
5 - 9	96,087	49,204	46,883	11,408	6,054	5,354	84,679	43,150	41,528
10 - 14	96,777	49,498	47,279	11,810	6,103	5,707	84,967	43,396	41,571
15 - 19	92,296	47,097	45,199	15,002	7,258	7,744	77,294	39,839	37,455
20 - 24	65,907	32,841	33,065	12,213	5,988	6,225	53,694	26,853	26,840
25 - 29	60,130	28,685	31,445	10,652	5,143	5,509	49,478	23,542	25,936
30 - 34	69,740	33,169	36,572	10,764	5,314	5,450	58,976	27,855	31,121
35 - 39	70,352	33,579	36,773	10,271	5,128	5,143	60,081	28,451	31,630
40 - 44	81,430	38,897	42,532	11,951	5,929	6,022	69,478	32,968	36,510
45 - 49	46,243	21,915	24,328	6,251	3,316	2,935	39,992	18,599	21,394
50 - 54	49,758	23,229	26,530	8,486	4,179	4,307	41,272	19,049	22,223
55 - 59	44,807	19,735	25,072	7,390	3,405	3,985	37,417	16,330	21,087
60 - 64	41,481	18,370	23,111	6,360	2,903	3,457	35,121	15,467	19,654
65 - 69	31,223	12,495	18,728	4,336	1,698	2,637	26,888	10,797	16,091
70 - 74	25,943	10,776	15,167	3,444	1,421	2,023	22,499	9,355	13,144
75-79	15,518	6,544	8,974	2,013	779	1,234	13,505	5,765	7,741
80+	16,300	6,283	10,017	2,354	812	1,542	13,946	5,470	8,475
Total	988,846	475,965	512,881	145,337	71,016	74,320	843,509	404,948	438,561

## Kampong Cham

2024

Age groups	Total			Urban			Rural		
	Total	Male	Female	Total	Male	Female	Total	Male	Female
0 - 4	88,410	45,494	42,916	11,070	5,823	5,247	77,340	39,671	37,669
5 - 9	92,202	47,213	44,989	10,940	5,810	5,130	81,262	41,404	39,859
10 - 14	94,849	48,499	46,349	11,566	5,980	5,586	83,282	42,519	40,763
15 - 19	93,150	47,601	45,549	15,129	7,337	7,792	78,021	40,264	37,757
20 - 24	68,220	34,212	34,008	12,631	6,239	6,393	55,589	27,973	27,616
25 - 29	59,002	28,204	30,798	10,444	5,057	5,387	48,558	23,147	25,411
30 - 34	69,820	33,186	36,633	10,769	5,317	5,451	59,051	27,869	31,182
35 - 39	69,972	33,331	36,640	10,208	5,090	5,117	59,764	28,241	31,523
40 - 44	86,998	41,577	45,421	12,759	6,338	6,421	74,239	35,239	39,000
45 - 49	48,484	23,043	25,441	7,298	3,487	3,811	41,186	19,556	21,630
50 - 54	49,677	23,352	26,325	8,467	4,202	4,266	41,209	19,150	22,059
55 - 59	45,446	20,035	25,411	7,489	3,457	4,032	37,957	16,578	21,379
60 - 64	43,225	19,408	23,817	6,622	3,067	3,555	36,603	16,341	20,262
65 - 69	32,857	13,356	19,500	4,557	1,816	2,742	28,299	11,541	16,759
70 - 74	27,326	11,306	16,020	3,624	1,491	2,133	23,703	9,816	13,887
75-79	16,518	6,919	9,598	2,141	824	1,316	14,377	6,095	8,282
80+	16,858	6,535	10,323	2,431	845	1,586	14,427	5,690	8,737
Total	1,003,012	483,274	519,738	148,145	72,180	75,965	854,867	411,094	443,773

## Kampong Cham

2025

Age groups	Total			Urban			Rural		
	Total	Male	Female	Total	Male	Female	Total	Male	Female
0 - 4	86,847	44,696	42,151	10,876	5,723	5,153	75,971	38,973	36,998
5 - 9	92,640	47,441	45,198	10,994	5,841	5,153	81,646	41,601	40,045
10 - 14	94,725	48,435	46,291	11,553	5,975	5,579	83,172	42,460	40,712
15 - 19	92,374	47,245	45,128	15,005	7,285	7,720	77,368	39,960	37,408
20 - 24	70,814	35,693	35,121	13,114	6,512	6,602	57,700	29,180	28,519
25 - 29	58,932	28,310	30,622	10,434	5,079	5,355	48,498	23,231	25,267
30 - 34	68,616	32,566	36,050	10,585	5,221	5,365	58,031	27,346	30,685
35 - 39	70,759	33,674	37,086	10,324	5,145	5,179	60,435	28,528	31,907
40 - 44	89,492	42,733	46,759	13,127	6,518	6,610	76,364	36,215	40,149
45 - 49	53,705	25,639	28,066	8,085	3,882	4,203	45,620	21,757	23,863
50 - 54	48,516	22,892	25,624	8,272	4,121	4,151	40,244	18,771	21,473
55 - 59	46,431	20,602	25,830	7,653	3,556	4,096	38,779	17,045	21,733
60 - 64	44,450	20,049	24,401	6,811	3,170	3,641	37,639	16,879	20,760
65 - 69	34,919	14,586	20,332	4,843	1,984	2,859	30,076	12,603	17,473
70 - 74	28,565	11,723	16,841	3,787	1,546	2,241	24,778	10,177	14,600
75-79	17,700	7,399	10,302	2,294	881	1,412	15,407	6,517	8,890
80+	17,497	6,797	10,700	2,523	879	1,644	14,974	5,918	9,056
Total	1,016,981	490,480	526,502	150,281	73,318	76,963	866,700	417,161	449,539

## Kampong Cham

2026

Age groups	Total			Urban			Rural		
	Total	Male	Female	Total	Male	Female	Total	Male	Female
0 - 4	85,561	44,041	41,520	10,723	5,643	5,080	74,838	38,397	36,440
5 - 9	91,763	46,990	44,773	10,898	5,789	5,108	80,865	41,200	39,665
10 - 14	96,399	49,301	47,098	11,766	6,086	5,680	84,633	43,215	41,418
15 - 19	90,068	46,079	43,989	14,642	7,111	7,531	75,426	38,968	36,458
20 - 24	73,676	37,282	36,394	13,871	6,808	7,064	59,805	30,474	29,330
25 - 29	59,749	28,907	30,842	10,588	5,190	5,397	49,161	23,716	25,445
30 - 34	66,468	31,480	34,988	10,262	5,050	5,212	56,206	26,429	29,777
35 - 39	72,387	34,443	37,944	10,570	5,267	5,303	61,817	29,176	32,641
40 - 44	89,474	42,644	46,830	13,134	6,509	6,625	76,340	36,135	40,205
45 - 49	61,370	29,431	31,938	9,246	4,460	4,786	52,124	24,972	27,153
50 - 54	46,564	22,003	24,561	7,945	3,964	3,981	38,619	18,039	20,580
55 - 59	47,712	21,386	26,326	7,869	3,694	4,175	39,842	17,692	22,151
60 - 64	45,246	20,367	24,880	6,937	3,222	3,714	38,310	17,144	21,165
65 - 69	37,321	16,113	21,208	5,179	2,193	2,986	32,142	13,920	18,222
70 - 74	29,712	12,071	17,641	3,940	1,593	2,347	25,772	10,478	15,294
75-79	19,042	7,967	11,075	2,469	950	1,519	16,573	7,017	9,556
80+	18,261	7,089	11,172	2,634	917	1,717	15,627	6,171	9,455
Total	1,030,773	497,593	533,181	152,672	74,447	78,225	878,102	423,146	454,956

## Kampong Cham

2027

Age groups	Total			Urban			Rural		
	Total	Male	Female	Total	Male	Female	Total	Male	Female
0 - 4	84,337	43,417	40,920	10,571	5,568	5,003	73,766	37,849	35,917
5 - 9	90,501	46,338	44,163	10,749	5,713	5,035	79,753	40,624	39,128
10 - 14	98,785	50,540	48,245	12,057	6,243	5,814	86,728	44,296	42,431
15 - 19	86,962	44,485	42,477	14,137	6,870	7,267	72,824	37,614	35,210
20 - 24	76,347	38,746	37,601	14,150	7,081	7,069	62,197	31,665	30,532
25 - 29	61,294	29,895	31,399	10,862	5,372	5,489	50,432	24,522	25,910
30 - 34	63,935	30,219	33,716	9,871	4,852	5,019	54,064	25,367	28,697
35 - 39	74,273	35,348	38,924	10,846	5,410	5,436	63,427	29,939	33,489
40 - 44	87,952	41,811	46,141	12,911	6,387	6,524	75,041	35,424	39,618
45 - 49	70,058	33,716	36,342	10,554	5,114	5,441	59,504	28,602	30,901
50 - 54	44,811	21,181	23,630	7,646	3,819	3,827	37,165	17,362	19,803
55 - 59	48,954	22,194	26,761	8,074	3,837	4,237	40,880	18,357	22,523
60 - 64	45,795	20,507	25,288	7,020	3,247	3,773	38,775	17,260	21,515
65 - 69	39,834	17,745	22,090	5,526	2,416	3,109	34,309	15,328	18,980
70 - 74	30,923	12,480	18,443	4,099	1,648	2,451	26,824	10,832	15,992
75-79	20,473	8,578	11,895	2,653	1,023	1,630	17,819	7,555	10,265
80+	19,164	7,422	11,742	2,764	961	1,803	16,401	6,461	9,940
Total	1,044,397	504,619	539,779	154,489	75,562	78,927	889,908	429,056	460,852

## Kampong Cham

2028

Age groups	Total			Urban			Rural		
	Total	Male	Female	Total	Male	Female	Total	Male	Female
0 - 4	83,163	42,817	40,346	10,426	5,494	4,932	72,737	37,323	35,414
5 - 9	90,339	46,253	44,086	10,732	5,706	5,026	79,607	40,546	39,061
10 - 14	99,744	51,045	48,699	12,177	6,309	5,868	87,567	44,736	42,831
15 - 19	84,122	43,019	41,103	13,679	6,648	7,031	70,443	36,371	34,072
20 - 24	78,239	39,789	38,450	14,505	7,277	7,228	63,734	32,512	31,222
25 - 29	63,299	31,110	32,190	11,220	5,595	5,626	52,079	25,515	26,564
30 - 34	61,811	29,200	32,612	9,546	4,692	4,854	52,266	24,508	27,757
35 - 39	75,554	35,957	39,597	11,035	5,506	5,529	64,519	30,451	34,068
40 - 44	86,441	40,986	45,455	12,691	6,265	6,427	73,749	34,721	39,028
45 - 49	77,777	37,504	40,273	11,720	5,692	6,028	66,057	31,812	34,245
50 - 54	44,603	21,104	23,499	7,612	3,807	3,805	36,991	17,297	19,694
55 - 59	49,693	22,751	26,942	8,198	3,935	4,263	41,495	18,816	22,679
60 - 64	46,357	20,684	25,673	7,106	3,277	3,830	39,251	17,407	21,844
65 - 69	42,148	19,222	22,926	5,847	2,619	3,228	36,301	16,603	19,698
70 - 74	32,405	13,125	19,280	4,295	1,734	2,562	28,110	11,391	16,718
75-79	21,900	9,166	12,734	2,838	1,094	1,745	19,062	8,073	10,989
80+	20,230	7,816	12,414	2,917	1,012	1,905	17,312	6,803	10,509
Total	1,057,825	511,546	546,279	156,546	76,661	79,885	901,279	434,885	466,394

## Kampong Cham

2029

Age groups	Total			Urban			Rural		
	Total	Male	Female	Total	Male	Female	Total	Male	Female
0 - 4	82,023	42,234	39,789	10,245	5,383	4,863	71,778	36,852	34,927
5 - 9	94,139	48,213	45,926	11,141	5,907	5,234	82,998	42,305	40,692
10 - 14	95,720	48,981	46,739	11,643	6,013	5,629	84,078	42,968	41,110
15 - 19	82,454	42,155	40,299	13,361	6,470	6,892	69,093	35,685	33,408
20 - 24	78,976	40,222	38,753	14,588	7,305	7,284	64,388	32,918	31,470
25 - 29	65,537	32,416	33,121	11,575	5,789	5,786	53,962	26,627	27,335
30 - 34	60,669	28,718	31,951	9,336	4,582	4,754	51,333	24,136	27,197
35 - 39	75,667	35,989	39,678	11,011	5,473	5,539	64,655	30,516	34,139
40 - 44	86,012	40,700	45,311	12,582	6,178	6,405	73,429	34,523	38,907
45 - 49	83,142	40,108	43,034	12,483	6,044	6,439	70,659	34,064	36,595
50 - 54	46,811	22,214	24,597	7,961	3,980	3,981	38,851	18,234	20,617
55 - 59	49,673	22,900	26,773	8,166	3,934	4,232	41,507	18,966	22,541
60 - 64	47,114	21,043	26,071	7,198	3,311	3,887	39,916	17,732	22,184
65 - 69	44,055	20,372	23,683	6,091	2,757	3,334	37,964	17,615	20,349
70 - 74	34,287	14,112	20,175	4,533	1,852	2,681	29,754	12,260	17,494
75-79	23,266	9,694	13,571	3,007	1,149	1,858	20,259	8,545	11,714
80+	21,474	8,285	13,189	4,405	2,382	2,023	17,069	5,902	11,166
Total	1,071,018	518,357	552,661	159,326	78,508	80,818	911,691	439,849	471,843

## Kampong Cham

2030

Age groups	Total			Urban			Rural		
	Total	Male	Female	Total	Male	Female	Total	Male	Female
0 - 4	80,853	41,634	39,219	10,096	5,306	4,790	70,757	36,328	34,429
5 - 9	92,482	47,367	45,115	10,942	5,804	5,138	81,540	41,563	39,977
10 - 14	96,179	49,215	46,964	11,695	6,042	5,653	84,485	43,174	41,311
15 - 19	82,349	42,098	40,250	13,340	6,461	6,879	69,008	35,637	33,371
20 - 24	78,320	39,923	38,397	14,463	7,251	7,213	63,856	32,672	31,184
25 - 29	68,036	33,822	34,214	12,123	6,151	5,973	55,913	27,671	28,242
30 - 34	60,606	28,829	31,778	9,324	4,600	4,724	51,282	24,229	27,053
35 - 39	74,379	35,323	39,056	10,820	5,371	5,449	63,559	29,952	33,607
40 - 44	87,007	41,128	45,879	12,784	6,243	6,541	74,224	34,886	39,338
45 - 49	85,562	41,238	44,324	12,842	6,214	6,628	72,720	35,024	37,697
50 - 54	51,894	24,736	27,158	8,823	4,432	4,391	43,071	20,304	22,767
55 - 59	48,564	22,473	26,091	7,981	3,861	4,120	40,583	18,612	21,970
60 - 64	48,222	21,679	26,543	7,364	3,411	3,954	40,858	18,269	22,589
65 - 69	45,432	21,105	24,327	6,278	2,856	3,422	39,154	18,249	20,905
70 - 74	36,617	15,494	21,124	4,842	2,033	2,809	31,775	13,461	18,315
75-79	24,516	10,127	14,389	3,167	1,200	1,967	21,349	8,927	12,422
80+	22,915	8,840	14,075	4,699	2,542	2,157	18,217	6,299	11,918
Total	1,083,934	525,031	558,902	161,584	79,775	81,808	922,350	445,256	477,094

## Kampong Chhnang

2019

Age groups	Total			Urban			Rural		
	Total	Male	Female	Total	Male	Female	Total	Male	Female
0 - 4	55,557	28,361	27,196	12,588	6,488	6,100	42,969	21,874	21,095
5 - 9	54,877	27,924	26,953	11,850	6,075	5,775	43,027	21,849	21,177
10 - 14	61,460	31,239	30,221	12,861	6,557	6,304	48,599	24,682	23,917
15 - 19	49,859	25,395	24,464	11,201	5,761	5,440	38,658	19,635	19,024
20 - 24	40,910	19,712	21,198	9,989	4,800	5,189	30,921	14,912	16,009
25 - 29	49,258	23,568	25,690	12,582	6,139	6,443	36,676	17,429	19,247
30 - 34	44,632	21,361	23,271	11,476	5,492	5,983	33,157	15,869	17,288
35 - 39	45,607	22,175	23,432	11,471	5,596	5,875	34,136	16,579	17,557
40 - 44	22,904	11,091	11,813	5,217	2,553	2,664	17,688	8,539	9,149
45 - 49	24,798	11,811	12,988	5,543	2,663	2,880	19,255	9,148	10,107
50 - 54	24,121	10,646	13,476	5,553	2,502	3,051	18,568	8,144	10,424
55 - 59	21,845	9,572	12,274	5,248	2,314	2,934	16,598	7,258	9,340
60 - 64	16,024	5,888	10,135	3,966	1,548	2,418	12,057	4,340	7,717
65 - 69	12,861	4,712	8,149	3,188	1,220	1,969	9,673	3,492	6,181
70 - 74	8,992	3,234	5,758	2,131	747	1,385	6,861	2,487	4,373
75-79	5,471	1,968	3,503	1,258	456	801	4,213	1,512	2,702
80+	5,689	1,913	3,775	1,294	409	885	4,395	1,504	2,890
Total	544,867	260,571	284,296	127,416	61,319	66,097	417,451	199,252	218,199

## Kampong Chhnang

2020

Age groups	Total			Urban			Rural		
	Total	Male	Female	Total	Male	Female	Total	Male	Female
0 - 4	55,949	28,568	27,381	11,620	6,066	5,554	44,329	22,502	21,827
5 - 9	54,934	27,957	26,977	10,446	5,529	4,918	44,488	22,428	22,059
10 - 14	61,090	31,081	30,008	11,995	6,300	5,695	49,095	24,781	24,313
15 - 19	51,866	26,552	25,314	12,323	6,277	6,046	39,543	20,275	19,267
20 - 24	40,944	19,826	21,118	11,025	5,289	5,735	29,919	14,537	15,382
25 - 29	48,503	23,174	25,329	12,855	6,279	6,577	35,648	16,896	18,752
30 - 34	45,219	21,622	23,598	10,668	5,201	5,467	34,551	16,420	18,131
35 - 39	46,998	22,834	24,164	10,949	5,484	5,465	36,049	17,350	18,699
40 - 44	25,408	12,360	13,048	5,795	2,940	2,855	19,613	9,420	10,193
45 - 49	24,248	11,593	12,655	5,635	2,780	2,856	18,613	8,814	9,799
50 - 54	24,658	10,953	13,705	6,520	3,038	3,482	18,138	7,915	10,223
55 - 59	22,458	9,886	12,572	6,008	2,755	3,253	16,450	7,131	9,319
60 - 64	16,992	6,414	10,577	4,232	1,701	2,531	12,760	4,713	8,046
65 - 69	13,378	4,863	8,515	3,116	1,143	1,973	10,262	3,720	6,541
70 - 74	9,542	3,426	6,116	2,123	734	1,389	7,419	2,692	4,727
75-79	5,784	2,111	3,673	1,238	421	818	4,546	1,690	2,855
80+	5,689	1,892	3,797	1,343	396	947	4,346	1,496	2,850
Total	553,658	265,113	288,546	127,892	62,332	65,561	425,766	202,781	222,985

## Kampong Chhnang

2021

Age groups	Total			Urban			Rural		
	Total	Male	Female	Total	Male	Female	Total	Male	Female
0 - 4	55,562	28,374	27,188	11,535	6,024	5,512	44,027	22,351	21,676
5 - 9	56,051	28,538	27,513	10,847	5,643	5,205	45,204	22,895	22,309
10 - 14	59,720	30,399	29,322	11,988	6,161	5,827	47,733	24,238	23,495
15 - 19	54,095	27,806	26,289	13,135	6,572	6,563	40,960	21,233	19,726
20 - 24	41,608	20,294	21,314	11,197	5,413	5,783	30,411	14,880	15,531
25 - 29	47,092	22,455	24,637	12,475	6,083	6,392	34,616	16,372	18,245
30 - 34	46,361	22,167	24,194	10,932	5,332	5,600	35,429	16,835	18,594
35 - 39	47,089	22,838	24,250	10,965	5,484	5,481	36,124	17,354	18,770
40 - 44	29,089	14,217	14,872	6,632	3,381	3,251	22,457	10,837	11,620
45 - 49	23,309	11,162	12,147	5,414	2,676	2,739	17,895	8,487	9,408
50 - 54	25,364	11,382	13,982	6,704	3,156	3,547	18,661	8,226	10,435
55 - 59	22,866	10,046	12,819	6,114	2,799	3,315	16,752	7,247	9,504
60 - 64	18,139	7,076	11,063	4,512	1,876	2,636	13,627	5,200	8,427
65 - 69	13,860	4,990	8,871	3,228	1,173	2,056	10,632	3,817	6,815
70 - 74	10,183	3,662	6,521	2,264	784	1,480	7,919	2,878	5,041
75-79	6,081	2,215	3,866	1,333	473	860	4,749	1,742	3,006
80+	5,796	1,936	3,860	1,366	405	961	4,430	1,531	2,899
Total	562,266	269,558	292,708	130,642	63,435	67,207	431,624	206,123	225,501

## Kampong Chhnang

2022

Age groups	Total			Urban			Rural		
	Total	Male	Female	Total	Male	Female	Total	Male	Female
0 - 4	54,949	28,065	26,885	11,416	5,971	5,444	43,534	22,093	21,440
5 - 9	57,600	29,344	28,255	11,155	5,815	5,339	46,445	23,529	22,916
10 - 14	57,821	29,434	28,387	11,614	5,979	5,635	46,207	23,455	22,752
15 - 19	56,205	28,978	27,226	13,655	6,865	6,790	42,550	22,113	20,436
20 - 24	42,792	21,044	21,748	11,519	5,626	5,894	31,273	15,418	15,854
25 - 29	45,409	21,613	23,796	12,035	5,867	6,168	33,374	15,746	17,628
30 - 34	47,683	22,809	24,875	10,963	5,212	5,751	36,720	17,597	19,123
35 - 39	46,395	22,449	23,946	9,830	4,424	5,406	36,565	18,025	18,540
40 - 44	33,279	16,326	16,953	8,714	5,012	3,702	24,565	11,314	13,251
45 - 49	22,471	10,766	11,705	4,706	2,587	2,119	17,766	8,179	9,586
50 - 54	26,061	11,830	14,230	6,891	3,288	3,603	19,170	8,542	10,628
55 - 59	23,154	10,122	13,032	6,194	2,827	3,367	16,961	7,296	9,665
60 - 64	19,347	7,787	11,560	4,810	2,069	2,741	14,537	5,718	8,819
65 - 69	14,375	5,142	9,233	3,349	1,211	2,138	11,026	3,931	7,095
70 - 74	10,871	3,918	6,953	2,416	841	1,575	8,454	3,077	5,377
75-79	6,402	2,310	4,091	1,404	494	910	4,998	1,816	3,182
80+	5,965	2,012	3,953	1,326	344	982	4,639	1,668	2,971
Total	570,780	273,950	296,830	131,997	64,431	67,565	438,783	209,518	229,265



## Kampong Chhnang

2023

Age groups	Total			Urban			Rural		
	Total	Male	Female	Total	Male	Female	Total	Male	Female
0 - 4	55,002	28,098	26,904	11,413	5,965	5,448	43,589	22,133	21,456
5 - 9	58,322	29,729	28,593	11,281	5,878	5,402	47,041	23,851	23,190
10 - 14	56,089	28,550	27,539	11,252	5,786	5,466	44,837	22,764	22,073
15 - 19	57,753	29,844	27,909	14,015	7,054	6,960	43,738	22,790	20,949
20 - 24	44,307	21,961	22,346	11,913	5,859	6,054	32,393	16,102	16,291
25 - 29	44,013	20,941	23,071	11,653	5,673	5,980	32,359	15,268	17,091
30 - 34	48,626	23,264	25,361	11,459	5,596	5,863	37,166	17,668	19,498
35 - 39	45,706	22,063	23,643	10,636	5,298	5,337	35,070	16,765	18,305
40 - 44	37,029	18,205	18,823	8,438	4,329	4,109	28,591	13,876	14,714
45 - 49	22,407	10,749	11,658	4,686	2,576	2,110	17,721	8,172	9,549
50 - 54	26,494	12,148	14,346	6,997	3,368	3,629	19,497	8,780	10,717
55 - 59	23,454	10,218	13,236	6,267	2,847	3,420	17,188	7,371	9,817
60 - 64	20,463	8,433	12,030	5,079	2,236	2,843	15,384	6,197	9,186
65 - 69	15,018	5,392	9,627	3,495	1,267	2,228	11,523	4,125	7,399
70 - 74	11,556	4,164	7,392	2,566	892	1,674	8,990	3,272	5,717
75-79	6,780	2,423	4,356	1,486	517	969	5,293	1,906	3,387
80+	6,171	2,101	4,070	1,450	440	1,010	4,721	1,661	3,060
Total	579,189	278,284	300,905	134,087	65,582	68,504	445,102	212,701	232,401

## Kampong Chhnang

2024

Age groups	Total			Urban			Rural		
	Total	Male	Female	Total	Male	Female	Total	Male	Female
0 - 4	57,460	29,371	28,089	11,927	6,235	5,692	45,533	23,136	22,397
5 - 9	56,114	28,610	27,504	10,857	5,657	5,201	45,257	22,953	22,304
10 - 14	55,120	28,056	27,064	11,061	5,685	5,375	44,059	22,371	21,688
15 - 19	58,445	30,252	28,192	14,187	7,151	7,037	44,257	23,102	21,156
20 - 24	45,985	22,944	23,041	12,368	6,121	6,247	33,617	16,823	16,794
25 - 29	43,303	20,651	22,653	11,470	5,595	5,875	31,833	15,056	16,777
30 - 34	48,812	23,345	25,467	11,508	5,615	5,892	37,305	17,730	19,575
35 - 39	45,581	21,965	23,616	10,610	5,274	5,336	34,972	16,691	18,281
40 - 44	39,667	19,517	20,151	9,043	4,640	4,402	30,625	14,876	15,748
45 - 49	23,556	11,335	12,221	5,470	2,717	2,753	18,086	8,618	9,468
50 - 54	26,522	12,248	14,274	7,008	3,396	3,612	19,515	8,852	10,662
55 - 59	23,853	10,403	13,449	6,375	2,898	3,477	17,477	7,505	9,972
60 - 64	21,381	8,936	12,445	5,307	2,369	2,938	16,074	6,567	9,507
65 - 69	15,846	5,780	10,066	3,685	1,358	2,327	12,161	4,422	7,739
70 - 74	12,205	4,382	7,823	2,712	938	1,773	9,493	3,444	6,049
75-79	7,236	2,570	4,666	1,587	548	1,039	5,648	2,021	3,627
80+	6,399	2,192	4,208	1,503	459	1,044	4,897	1,733	3,164
Total	587,486	282,557	304,929	136,677	66,657	70,020	450,809	215,900	234,908

## Kampong Chhnang

2025

Age groups	Total			Urban			Rural		
	Total	Male	Female	Total	Male	Female	Total	Male	Female
0 - 4	56,600	28,944	27,657	11,750	6,145	5,605	44,850	22,798	22,052
5 - 9	56,536	28,835	27,701	10,940	5,702	5,238	45,596	23,133	22,463
10 - 14	55,200	28,103	27,096	11,078	5,696	5,382	44,122	22,408	21,714
15 - 19	58,117	30,117	28,000	14,109	7,120	6,990	44,007	22,997	21,010
20 - 24	47,865	24,010	23,855	12,875	6,407	6,468	34,990	17,603	17,387
25 - 29	43,371	20,791	22,580	11,490	5,634	5,856	31,881	15,157	16,724
30 - 34	48,103	22,978	25,125	11,342	5,528	5,814	36,761	17,450	19,311
35 - 39	46,222	22,258	23,964	10,760	5,346	5,414	35,462	16,912	18,550
40 - 44	40,917	20,120	20,797	9,328	4,785	4,544	31,589	15,335	16,253
45 - 49	26,164	12,650	13,514	6,077	3,033	3,044	20,088	9,618	10,470
50 - 54	25,974	12,044	13,930	6,863	3,340	3,523	19,111	8,704	10,407
55 - 59	24,437	10,730	13,707	6,531	2,990	3,541	17,906	7,740	10,165
60 - 64	22,047	9,259	12,788	5,471	2,455	3,016	16,576	6,804	9,772
65 - 69	16,887	6,332	10,556	3,921	1,488	2,433	12,966	4,844	8,122
70 - 74	12,793	4,558	8,236	2,844	976	1,868	9,949	3,582	6,368
75-79	7,775	2,756	5,019	1,706	588	1,118	6,069	2,168	3,902
80+	6,660	2,287	4,374	1,563	478	1,085	5,097	1,808	3,289
Total	595,668	286,770	308,898	138,648	67,708	70,940	457,020	219,062	237,958

## Kampong Chhnang

2026

Age groups	Total			Urban			Rural		
	Total	Male	Female	Total	Male	Female	Total	Male	Female
0 - 4	55,904	28,600	27,303	11,610	6,073	5,537	44,294	22,527	21,767
5 - 9	56,143	28,642	27,501	10,868	5,665	5,204	45,275	22,977	22,298
10 - 14	56,317	28,687	27,630	11,306	5,815	5,491	45,011	22,873	22,138
15 - 19	56,810	29,457	27,353	13,798	6,965	6,833	43,012	22,492	20,520
20 - 24	49,926	25,150	24,776	13,648	6,712	6,936	36,278	18,438	17,840
25 - 29	44,084	21,290	22,794	11,685	5,770	5,915	32,399	15,519	16,880
30 - 34	46,715	22,275	24,441	11,020	5,360	5,660	35,695	16,915	18,781
35 - 39	47,405	22,831	24,574	11,040	5,484	5,556	36,365	17,347	19,018
40 - 44	41,013	20,135	20,878	9,353	4,789	4,564	31,659	15,346	16,313
45 - 49	29,975	14,563	15,412	6,965	3,492	3,473	23,010	11,071	11,939
50 - 54	24,992	11,609	13,383	6,606	3,220	3,387	18,386	8,389	9,997
55 - 59	25,175	11,170	14,004	6,730	3,113	3,617	18,445	8,057	10,387
60 - 64	22,499	9,432	13,067	5,585	2,501	3,084	16,914	6,931	9,982
65 - 69	18,095	7,014	11,081	4,195	1,648	2,547	13,900	5,366	8,534
70 - 74	13,341	4,706	8,635	2,968	1,008	1,961	10,372	3,698	6,674
75-79	8,386	2,976	5,409	1,840	635	1,205	6,546	2,341	4,205
80+	6,968	2,391	4,577	1,636	500	1,135	5,333	1,891	3,442
Total	603,746	290,929	312,818	140,853	68,750	72,104	462,893	222,179	240,714

### Kampong Chhnang

2027

Age groups	Total			Urban			Rural		
	Total	Male	Female	Total	Male	Female	Total	Male	Female
0 - 4	55,234	28,271	26,963	11,469	6,004	5,465	43,765	22,267	21,497
5 - 9	55,502	28,321	27,181	10,743	5,602	5,141	44,759	22,719	22,040
10 - 14	57,848	29,488	28,360	11,611	5,977	5,634	46,236	23,510	22,726
15 - 19	54,980	28,515	26,466	13,352	6,743	6,609	41,629	21,772	19,857
20 - 24	51,858	26,208	25,650	13,953	6,996	6,957	37,905	19,212	18,693
25 - 29	45,331	22,077	23,254	12,014	5,985	6,029	33,317	16,092	17,225
30 - 34	45,041	21,440	23,600	10,623	5,160	5,463	34,418	16,280	18,138
35 - 39	48,754	23,494	25,260	11,352	5,644	5,708	37,402	17,850	19,552
40 - 44	40,410	19,795	20,615	9,213	4,709	4,504	31,197	15,086	16,111
45 - 49	34,299	16,728	17,571	7,970	4,012	3,958	26,330	12,716	13,613
50 - 54	24,108	11,205	12,903	6,371	3,108	3,263	17,737	8,097	9,640
55 - 59	25,891	11,624	14,268	6,919	3,240	3,680	18,972	8,384	10,588
60 - 64	22,826	9,523	13,302	5,665	2,525	3,140	17,161	6,998	10,163
65 - 69	19,359	7,745	11,614	4,478	1,820	2,658	14,881	5,925	8,956
70 - 74	13,917	4,879	9,039	3,097	1,045	2,052	10,821	3,834	6,987
75-79	9,037	3,213	5,824	1,981	685	1,296	7,056	2,527	4,528
80+	7,330	2,510	4,820	1,720	525	1,195	5,610	1,985	3,625
Total	611,726	295,037	316,689	142,531	69,780	72,750	469,196	225,256	243,939

### Kampong Chhnang

2028

Age groups	Total			Urban			Rural		
	Total	Male	Female	Total	Male	Female	Total	Male	Female
0 - 4	54,587	27,954	26,633	11,335	5,937	5,399	43,252	22,017	21,235
5 - 9	55,526	28,343	27,183	10,747	5,606	5,141	44,779	22,737	22,042
10 - 14	58,540	29,860	28,679	11,750	6,053	5,697	46,790	23,808	22,982
15 - 19	53,304	27,647	25,656	12,945	6,538	6,407	40,359	21,109	19,250
20 - 24	53,262	26,984	26,278	14,331	7,204	7,128	38,931	19,780	19,150
25 - 29	46,918	23,034	23,884	12,436	6,245	6,191	34,483	16,790	17,693
30 - 34	43,642	20,771	22,871	10,293	4,999	5,294	33,349	15,772	17,577
35 - 39	49,706	23,962	25,744	11,574	5,757	5,817	38,133	18,205	19,928
40 - 44	39,804	19,455	20,349	9,074	4,628	4,446	30,730	14,827	15,903
45 - 49	38,163	18,656	19,507	8,868	4,475	4,393	29,295	14,181	15,114
50 - 54	24,050	11,194	12,856	6,356	3,105	3,250	17,694	8,089	9,605
55 - 59	26,341	11,947	14,394	7,038	3,330	3,709	19,303	8,617	10,685
60 - 64	23,157	9,630	13,527	5,747	2,553	3,193	17,411	7,077	10,334
65 - 69	20,529	8,412	12,117	4,741	1,977	2,765	15,788	6,435	9,353
70 - 74	14,617	5,144	9,473	3,250	1,101	2,149	11,367	4,043	7,324
75-79	9,689	3,442	6,246	2,124	734	1,389	7,565	2,708	4,857
80+	7,755	2,651	5,105	1,820	554	1,265	5,936	2,096	3,840
Total	619,591	299,087	320,504	144,428	70,795	73,633	475,163	228,292	246,871

## Kampong Chhnang

2029

Age groups	Total			Urban			Rural		
	Total	Male	Female	Total	Male	Female	Total	Male	Female
0 - 4	53,949	27,641	26,308	11,201	5,868	5,332	42,748	21,772	20,976
5 - 9	57,980	29,616	28,364	11,220	5,856	5,364	46,760	23,760	23,000
10 - 14	56,293	28,724	27,569	11,296	5,821	5,476	44,997	22,903	22,094
15 - 19	52,354	27,159	25,195	12,711	6,420	6,291	39,642	20,738	18,904
20 - 24	53,873	27,345	26,528	14,492	7,297	7,195	39,381	20,048	19,333
25 - 29	48,676	24,060	24,616	12,899	6,520	6,379	35,777	17,540	18,237
30 - 34	42,923	20,479	22,444	10,121	4,927	5,194	32,803	15,552	17,250
35 - 39	49,882	24,042	25,840	11,611	5,773	5,838	38,271	18,268	20,003
40 - 44	39,688	19,367	20,321	9,044	4,605	4,439	30,644	14,762	15,882
45 - 49	40,879	20,001	20,878	9,496	4,795	4,701	31,383	15,206	16,177
50 - 54	25,292	11,811	13,481	6,682	3,275	3,407	18,610	8,536	10,074
55 - 59	26,384	12,055	14,329	7,047	3,359	3,689	19,336	8,696	10,640
60 - 64	23,583	9,822	13,762	5,850	2,603	3,247	17,733	7,218	10,515
65 - 69	21,502	8,937	12,565	4,960	2,100	2,861	16,541	6,837	9,704
70 - 74	15,497	5,545	9,953	3,440	1,187	2,253	12,057	4,358	7,699
75-79	10,314	3,650	6,664	2,261	779	1,482	8,053	2,871	5,182
80+	8,249	2,817	5,433	2,662	1,316	1,346	5,587	1,500	4,087
Total	627,318	303,069	324,249	146,994	72,501	74,494	480,324	230,568	249,756

## Kampong Chhnang

2030

Age groups	Total			Urban			Rural		
	Total	Male	Female	Total	Male	Female	Total	Male	Female
0 - 4	53,300	27,323	25,977	11,064	5,800	5,264	42,236	21,523	20,712
5 - 9	57,089	29,177	27,912	11,046	5,768	5,278	46,043	23,409	22,634
10 - 14	56,692	28,940	27,751	11,374	5,863	5,511	45,318	23,077	22,240
15 - 19	52,406	27,197	25,209	12,722	6,428	6,294	39,684	20,769	18,915
20 - 24	53,548	27,217	26,331	14,403	7,262	7,141	39,145	19,955	19,190
25 - 29	50,648	25,173	25,475	13,544	6,945	6,600	37,103	18,228	18,875
30 - 34	42,976	20,615	22,362	10,132	4,958	5,173	32,845	15,656	17,189
35 - 39	49,145	23,662	25,483	11,437	5,681	5,756	37,708	17,981	19,727
40 - 44	40,239	19,625	20,614	9,209	4,665	4,544	31,030	14,960	16,070
45 - 49	42,165	20,621	21,544	9,792	4,942	4,850	32,373	15,679	16,694
50 - 54	28,102	13,189	14,913	7,423	3,656	3,767	20,679	9,533	11,147
55 - 59	25,853	11,862	13,991	6,904	3,304	3,600	18,950	8,558	10,392
60 - 64	24,193	10,147	14,047	5,999	2,689	3,310	18,194	7,458	10,737
65 - 69	22,224	9,284	12,940	5,124	2,180	2,943	17,101	7,104	9,997
70 - 74	16,588	6,104	10,484	3,672	1,306	2,366	12,916	4,798	8,118
75-79	10,893	3,823	7,070	2,388	815	1,573	8,505	3,008	5,497
80+	8,823	3,014	5,809	2,846	1,408	1,438	5,977	1,606	4,371
Total	634,883	306,971	327,912	149,077	73,671	75,406	485,806	233,300	252,506

## Kampong Speu

2019

Age groups	Total			Urban			Rural		
	Total	Male	Female	Total	Male	Female	Total	Male	Female
0 - 4	85,923	43,793	42,130	50,571	25,706	24,865	35,352	18,086	17,265
5 - 9	82,225	42,056	40,169	47,076	24,097	22,980	35,148	17,959	17,189
10 - 14	95,528	49,120	46,408	54,037	27,645	26,391	41,491	21,474	20,017
15 - 19	88,458	44,353	44,105	49,589	24,749	24,840	38,869	19,603	19,266
20 - 24	83,696	40,550	43,146	49,176	23,609	25,567	34,520	16,941	17,579
25 - 29	93,085	45,897	47,188	56,415	27,736	28,678	36,670	18,161	18,509
30 - 34	79,422	38,395	41,027	49,034	23,639	25,395	30,388	14,756	15,632
35 - 39	78,218	37,970	40,247	48,549	23,323	25,226	29,669	14,648	15,021
40 - 44	40,161	19,417	20,744	24,429	11,845	12,584	15,733	7,572	8,160
45 - 49	40,275	19,190	21,084	23,157	10,950	12,207	17,117	8,240	8,878
50 - 54	36,595	16,382	20,213	21,312	9,522	11,790	15,283	6,859	8,424
55 - 59	32,731	14,701	18,030	19,318	8,532	10,786	13,413	6,170	7,243
60 - 64	23,055	9,087	13,969	14,194	5,544	8,650	8,861	3,543	5,318
65 - 69	17,983	6,995	10,989	11,061	4,351	6,710	6,922	2,644	4,278
70 - 74	12,900	5,045	7,856	8,028	3,105	4,923	4,872	1,939	2,933
75-79	8,626	3,341	5,285	5,370	2,094	3,276	3,256	1,248	2,009
80+	8,346	2,947	5,399	5,279	1,895	3,385	3,067	1,053	2,014
Total	907,228	439,239	467,989	536,597	258,343	278,254	370,631	180,896	189,735

## Kampong Speu

2020

Age groups	Total			Urban			Rural		
	Total	Male	Female	Total	Male	Female	Total	Male	Female
0 - 4	86,553	44,119	42,434	46,603	24,008	22,594	39,951	20,111	19,840
5 - 9	82,333	42,112	40,221	41,434	21,906	19,528	40,900	20,206	20,694
10 - 14	94,979	48,881	46,098	50,328	26,533	23,795	44,651	22,348	22,303
15 - 19	92,045	46,382	45,663	54,489	26,939	27,550	37,556	19,444	18,112
20 - 24	83,788	40,793	42,996	54,190	25,987	28,203	29,599	14,806	14,793
25 - 29	91,686	45,139	46,547	57,553	28,335	29,218	34,133	16,804	17,329
30 - 34	80,490	38,870	41,619	45,518	22,361	23,157	34,972	16,509	18,463
35 - 39	80,626	39,106	41,521	46,250	22,829	23,421	34,376	16,276	18,100
40 - 44	44,564	21,641	22,922	27,087	13,626	13,461	17,477	8,016	9,462
45 - 49	39,392	18,841	20,552	23,497	11,418	12,078	15,896	7,422	8,474
50 - 54	37,419	16,857	20,562	24,977	11,549	13,428	12,443	5,308	7,134
55 - 59	33,659	15,187	18,472	22,084	10,148	11,936	11,574	5,038	6,536
60 - 64	24,455	9,900	14,555	15,122	6,084	9,038	9,333	3,816	5,517
65 - 69	18,711	7,221	11,490	10,786	4,073	6,712	7,926	3,148	4,778
70 - 74	13,694	5,345	8,348	7,979	3,049	4,930	5,714	2,296	3,418
75-79	9,122	3,585	5,537	5,263	1,927	3,335	3,859	1,657	2,202
80+	8,349	2,915	5,434	5,447	1,834	3,614	2,902	1,082	1,820
Total	921,866	446,894	474,972	538,604	262,607	275,998	383,261	184,287	198,974

## Kampong Speu

2021

Age groups	Total			Urban			Rural		
	Total	Male	Female	Total	Male	Female	Total	Male	Female
0 - 4	85,961	43,818	42,144	46,254	23,837	22,418	39,707	19,981	19,726
5 - 9	84,014	42,985	41,029	43,018	22,353	20,665	40,996	20,632	20,364
10 - 14	92,856	47,804	45,052	50,283	25,940	24,343	42,573	21,863	20,710
15 - 19	96,008	48,569	47,439	58,101	28,200	29,901	37,906	20,369	17,537
20 - 24	85,153	41,752	43,401	55,025	26,590	28,434	30,128	15,162	14,967
25 - 29	89,023	43,734	45,289	55,840	27,445	28,395	33,184	16,289	16,894
30 - 34	82,528	39,848	42,679	46,636	22,917	23,719	35,892	16,931	18,960
35 - 39	80,787	39,111	41,676	46,307	22,825	23,483	34,480	16,286	18,194
40 - 44	51,024	24,892	26,132	30,993	15,667	15,326	20,031	9,225	10,805
45 - 49	37,870	18,139	19,731	22,570	10,989	11,581	15,300	7,150	8,150
50 - 54	38,495	17,518	20,977	25,673	11,997	13,677	12,821	5,521	7,300
55 - 59	34,272	15,432	18,840	22,469	10,309	12,161	11,803	5,123	6,679
60 - 64	26,108	10,920	15,187	16,118	6,709	9,410	9,989	4,212	5,778
65 - 69	19,387	7,408	11,979	11,169	4,178	6,992	8,218	3,231	4,988
70 - 74	14,614	5,713	8,901	8,507	3,257	5,250	6,107	2,456	3,651
75-79	9,592	3,761	5,831	5,674	2,166	3,508	3,917	1,595	2,323
80+	8,506	2,983	5,524	5,543	1,875	3,668	2,963	1,108	1,855
Total	936,197	454,387	481,811	550,183	267,254	282,929	386,015	187,133	198,882

## Kampong Speu

2022

Age groups	Total			Urban			Rural		
	Total	Male	Female	Total	Male	Female	Total	Male	Female
0 - 4	85,007	43,329	41,678	45,718	23,577	22,141	39,289	19,752	19,537
5 - 9	86,328	44,189	42,139	44,182	22,985	21,196	42,147	21,203	20,943
10 - 14	89,897	46,276	43,620	48,656	25,119	23,537	41,240	21,157	20,083
15 - 19	99,745	50,605	49,139	60,322	29,390	30,932	39,423	21,215	18,208
20 - 24	87,570	43,285	44,285	56,544	27,570	28,974	31,026	15,715	15,311
25 - 29	85,836	42,085	43,752	53,807	26,412	27,395	32,029	15,672	16,357
30 - 34	84,875	40,992	43,883	46,706	22,350	24,356	38,168	18,641	19,527
35 - 39	79,590	38,434	41,156	41,530	18,369	23,161	38,060	20,065	17,996
40 - 44	58,369	28,577	29,792	40,620	23,174	17,446	17,749	5,403	12,346
45 - 49	36,506	17,491	19,015	19,559	10,600	8,959	16,947	6,891	10,056
50 - 54	39,548	18,202	21,346	26,358	12,469	13,889	13,190	5,734	7,457
55 - 59	34,702	15,545	19,157	22,737	10,387	12,350	11,966	5,158	6,807
60 - 64	27,845	12,015	15,830	17,166	7,382	9,784	10,679	4,633	6,046
65 - 69	20,106	7,633	12,473	11,576	4,305	7,271	8,530	3,328	5,202
70 - 74	15,600	6,111	9,489	9,073	3,484	5,589	6,527	2,626	3,901
75-79	10,096	3,922	6,174	5,969	2,259	3,710	4,127	1,663	2,464
80+	8,754	3,099	5,655	5,696	1,949	3,748	3,058	1,151	1,907
Total	950,374	461,790	488,583	556,219	271,782	284,437	394,155	190,009	204,146

## Kampong Speu

2023

Age groups	Total			Urban			Rural		
	Total	Male	Female	Total	Male	Female	Total	Male	Female
0 - 4	85,076	43,365	41,710	45,734	23,584	22,150	39,342	19,781	19,560
5 - 9	87,398	44,753	42,645	44,708	23,266	21,442	42,690	21,487	21,203
10 - 14	87,191	44,871	42,320	47,167	24,341	22,826	40,024	20,530	19,494
15 - 19	102,477	52,099	50,378	61,942	30,242	31,699	40,536	21,857	18,679
20 - 24	90,657	45,155	45,501	58,510	28,751	29,758	32,147	16,404	15,743
25 - 29	83,184	40,763	42,421	52,127	25,575	26,552	31,057	15,188	15,868
30 - 34	86,540	41,796	44,744	48,856	24,031	24,825	37,684	17,765	19,919
35 - 39	78,398	37,761	40,636	44,892	22,031	22,861	33,505	15,730	17,775
40 - 44	64,937	31,856	33,081	39,406	20,043	19,363	25,530	11,813	13,717
45 - 49	36,396	17,457	18,940	19,491	10,572	8,919	16,905	6,885	10,020
50 - 54	40,201	18,685	21,515	26,778	12,792	13,986	13,422	5,893	7,529
55 - 59	35,146	15,686	19,460	23,016	10,475	12,541	12,130	5,211	6,919
60 - 64	29,447	13,008	16,439	18,136	7,988	10,147	11,311	5,019	6,292
65 - 69	21,002	8,000	13,002	12,085	4,510	7,575	8,918	3,490	5,427
70 - 74	16,581	6,492	10,088	9,638	3,700	5,938	6,943	2,792	4,150
75-79	10,690	4,112	6,578	6,319	2,367	3,952	4,371	1,745	2,626
80+	9,054	3,235	5,820	5,885	2,032	3,853	3,169	1,202	1,966
Total	964,374	469,096	495,279	564,691	276,302	288,389	399,683	192,794	206,889

## Kampong Speu

2024

Age groups	Total			Urban			Rural		
	Total	Male	Female	Total	Male	Female	Total	Male	Female
0 - 4	88,859	45,311	43,549	47,780	24,643	23,138	41,079	20,668	20,411
5 - 9	84,072	43,049	41,023	43,018	22,381	20,637	41,054	20,668	20,386
10 - 14	85,665	44,075	41,591	46,353	23,909	22,444	39,312	20,165	19,147
15 - 19	103,682	52,788	50,894	62,685	30,643	32,042	40,997	22,145	18,853
20 - 24	94,071	47,157	46,914	60,727	30,028	30,699	33,345	17,129	16,215
25 - 29	81,826	40,179	41,647	51,294	25,210	26,084	30,533	14,969	15,563
30 - 34	86,853	41,922	44,931	49,048	24,105	24,943	37,805	17,817	19,988
35 - 39	78,167	37,576	40,591	44,772	21,924	22,848	33,395	15,653	17,743
40 - 44	69,549	34,135	35,414	42,217	21,477	20,740	27,332	12,658	14,674
45 - 49	38,254	18,401	19,853	22,779	11,144	11,635	15,475	7,257	8,218
50 - 54	40,234	18,831	21,403	26,808	12,892	13,916	13,426	5,939	7,487
55 - 59	35,736	15,964	19,772	23,408	10,661	12,748	12,327	5,303	7,024
60 - 64	30,761	13,777	16,984	18,943	8,461	10,482	11,818	5,316	6,502
65 - 69	22,156	8,573	13,583	12,743	4,832	7,911	9,412	3,740	5,672
70 - 74	17,508	6,829	10,679	10,179	3,891	6,288	7,329	2,938	4,391
75-79	11,407	4,359	7,049	6,745	2,509	4,236	4,662	1,850	2,812
80+	9,388	3,373	6,014	6,101	2,119	3,982	3,286	1,254	2,032
Total	978,189	476,299	501,890	575,601	280,829	294,772	402,589	195,470	207,118

## Kampong Speu

2025

Age groups	Total			Urban			Rural		
	Total	Male	Female	Total	Male	Female	Total	Male	Female
0 - 4	87,530	44,637	42,893	47,064	24,280	22,784	40,466	20,357	20,109
5 - 9	84,704	43,374	41,330	43,339	22,553	20,787	41,365	20,821	20,543
10 - 14	85,791	44,136	41,655	46,418	23,945	22,472	39,373	20,190	19,183
15 - 19	103,102	52,536	50,566	62,330	30,502	31,828	40,772	22,034	18,738
20 - 24	97,917	49,332	48,586	63,206	31,419	31,787	34,711	17,913	16,799
25 - 29	81,955	40,440	41,516	51,378	25,378	25,999	30,577	15,061	15,516
30 - 34	85,592	41,251	44,341	48,335	23,724	24,611	37,257	17,527	19,730
35 - 39	79,266	38,065	41,200	45,399	22,213	23,186	33,866	15,853	18,014
40 - 44	71,740	35,180	36,561	43,544	22,138	21,406	28,196	13,042	15,155
45 - 49	42,491	20,530	21,961	25,301	12,436	12,866	17,189	8,094	9,095
50 - 54	39,403	18,511	20,892	26,252	12,675	13,577	13,151	5,836	7,315
55 - 59	36,611	16,460	20,151	23,978	10,993	12,985	12,633	5,467	7,166
60 - 64	31,720	14,271	17,449	19,528	8,765	10,763	12,192	5,506	6,686
65 - 69	23,611	9,388	14,223	13,564	5,292	8,272	10,047	4,096	5,951
70 - 74	18,352	7,100	11,252	10,669	4,046	6,623	7,683	3,054	4,629
75-79	12,258	4,673	7,585	7,247	2,690	4,557	5,011	1,983	3,028
80+	9,771	3,518	6,252	6,347	2,210	4,137	3,423	1,308	2,115
Total	991,813	483,401	508,412	583,900	285,258	298,642	407,913	198,143	209,770

## Kampong Speu

2026

Age groups	Total			Urban			Rural		
	Total	Male	Female	Total	Male	Female	Total	Male	Female
0 - 4	86,458	44,094	42,364	46,489	23,990	22,500	39,969	20,105	19,864
5 - 9	84,121	43,070	41,051	43,042	22,400	20,642	41,079	20,671	20,408
10 - 14	87,533	45,039	42,494	47,360	24,440	22,920	40,173	20,599	19,574
15 - 19	100,790	51,369	49,420	60,936	29,831	31,104	39,854	21,538	18,316
20 - 24	102,140	51,659	50,481	66,984	32,911	34,073	35,157	18,748	16,409
25 - 29	83,307	41,397	41,910	52,236	25,987	26,249	31,071	15,410	15,661
30 - 34	83,128	39,976	43,152	46,948	22,997	23,951	36,180	16,979	19,201
35 - 39	81,300	39,034	42,266	46,568	22,784	23,784	34,733	16,250	18,482
40 - 44	71,913	35,196	36,717	43,648	22,154	21,495	28,265	13,042	15,223
45 - 49	48,682	23,627	25,055	28,991	14,316	14,675	19,691	9,311	10,380
50 - 54	37,916	17,836	20,079	25,261	12,216	13,045	12,654	5,621	7,034
55 - 59	37,719	17,130	20,589	24,701	11,443	13,258	13,018	5,687	7,331
60 - 64	32,372	14,534	17,839	19,929	8,927	11,001	12,444	5,606	6,837
65 - 69	25,301	10,397	14,905	14,516	5,861	8,654	10,786	4,535	6,250
70 - 74	19,139	7,329	11,810	11,127	4,177	6,951	8,012	3,153	4,859
75-79	13,221	5,045	8,176	7,814	2,904	4,910	5,407	2,141	3,266
80+	10,223	3,678	6,545	6,640	2,310	4,330	3,583	1,368	2,216
Total	1,005,264	490,411	514,853	593,189	289,648	303,542	412,075	200,764	211,311



## Kampong Speu

2027

Age groups	Total			Urban			Rural		
	Total	Male	Female	Total	Male	Female	Total	Male	Female
0 - 4	85,438	43,577	41,861	45,941	23,714	22,227	39,497	19,864	19,633
5 - 9	83,175	42,579	40,597	42,558	22,148	20,409	40,618	20,430	20,188
10 - 14	89,928	46,285	43,643	48,654	25,121	23,534	41,274	21,165	20,109
15 - 19	97,561	49,715	47,847	58,984	28,877	30,106	38,578	20,838	17,740
20 - 24	106,112	53,821	52,292	68,501	34,299	34,202	37,611	19,522	18,089
25 - 29	85,679	42,918	42,761	53,729	26,950	26,779	31,950	15,968	15,981
30 - 34	80,163	38,470	41,693	45,273	22,137	23,136	34,890	16,334	18,557
35 - 39	83,630	40,159	43,470	47,900	23,446	24,454	35,730	16,713	19,017
40 - 44	70,869	34,594	36,276	43,010	21,780	21,230	27,859	12,813	15,045
45 - 49	55,715	27,133	28,582	33,181	16,445	16,735	22,534	10,688	11,847
50 - 54	36,581	17,213	19,368	24,371	11,791	12,580	12,210	5,421	6,789
55 - 59	38,800	17,821	20,978	25,405	11,908	13,498	13,394	5,914	7,480
60 - 64	32,848	14,670	18,178	20,221	9,012	11,208	12,627	5,658	6,970
65 - 69	27,074	11,478	15,596	15,511	6,472	9,040	11,562	5,006	6,556
70 - 74	19,970	7,596	12,373	11,609	4,329	7,280	8,361	3,267	5,093
75-79	14,251	5,445	8,805	8,420	3,134	5,286	5,830	2,311	3,520
80+	10,757	3,860	6,896	6,985	2,425	4,560	3,771	1,436	2,336
Total	1,018,551	497,336	521,215	600,253	293,989	306,264	418,298	203,347	214,950

## Kampong Speu

2028

Age groups	Total			Urban			Rural		
	Total	Male	Female	Total	Male	Female	Total	Male	Female
0 - 4	84,468	43,086	41,382	45,416	23,449	21,967	39,051	19,637	19,415
5 - 9	83,242	42,609	40,633	42,589	22,167	20,421	40,653	20,442	20,211
10 - 14	91,037	46,868	44,169	49,249	25,439	23,810	41,788	21,429	20,359
15 - 19	94,620	48,200	46,420	57,203	28,002	29,202	37,417	20,198	17,219
20 - 24	109,024	55,411	53,613	70,380	35,320	35,060	38,645	20,091	18,553
25 - 29	88,712	44,777	43,934	55,636	28,123	27,513	33,076	16,654	16,422
30 - 34	77,702	37,268	40,434	43,881	21,449	22,432	33,821	15,819	18,002
35 - 39	85,293	40,956	44,337	48,850	23,916	24,934	36,444	17,041	19,403
40 - 44	69,832	33,998	35,834	42,375	21,409	20,966	27,458	12,589	14,868
45 - 49	62,014	30,259	31,756	36,931	18,344	18,587	25,083	11,915	13,168
50 - 54	36,506	17,195	19,311	24,318	11,781	12,537	12,188	5,414	6,774
55 - 59	39,488	18,316	21,172	25,851	12,240	13,611	13,637	6,077	7,560
60 - 64	33,338	14,834	18,503	20,520	9,114	11,406	12,818	5,720	7,098
65 - 69	28,721	12,465	16,255	16,436	7,029	9,407	12,285	5,437	6,848
70 - 74	20,981	8,009	12,972	12,192	4,564	7,628	8,789	3,445	5,344
75-79	15,284	5,834	9,450	9,028	3,358	5,670	6,256	2,476	3,780
80+	11,384	4,076	7,308	7,391	2,560	4,831	3,993	1,516	2,477
Total	1,031,646	504,163	527,483	608,246	298,263	309,982	423,400	205,900	217,500

## Kampong Speu

2029

Age groups	Total			Urban			Rural		
	Total	Male	Female	Total	Male	Female	Total	Male	Female
0 - 4	83,532	42,614	40,918	44,882	23,169	21,714	38,650	19,445	19,204
5 - 9	86,975	44,535	42,440	44,468	23,145	21,322	42,507	21,390	21,117
10 - 14	87,598	45,095	42,503	47,355	24,452	22,903	40,243	20,643	19,600
15 - 19	92,992	47,360	45,632	56,180	27,483	28,697	36,812	19,876	16,935
20 - 24	110,344	56,166	54,178	71,178	35,758	35,420	39,166	20,409	18,758
25 - 29	92,093	46,784	45,310	57,718	29,348	28,370	34,375	17,436	16,939
30 - 34	76,470	36,752	39,717	43,153	21,126	22,027	33,317	15,626	17,690
35 - 39	85,648	41,103	44,545	49,014	23,972	25,043	36,634	17,131	19,503
40 - 44	69,671	33,853	35,819	42,240	21,291	20,949	27,431	12,562	14,869
45 - 49	66,469	32,448	34,021	39,552	19,646	19,906	26,917	12,802	14,115
50 - 54	38,416	18,148	20,268	25,571	12,419	13,151	12,845	5,728	7,117
55 - 59	39,577	18,486	21,091	25,889	12,340	13,550	13,688	6,146	7,542
60 - 64	33,972	15,133	18,839	20,895	9,288	11,607	13,077	5,845	7,232
65 - 69	30,100	13,247	16,853	17,204	7,463	9,742	12,896	5,784	7,112
70 - 74	22,259	8,635	13,624	12,921	4,917	8,004	9,337	3,718	5,619
75-79	16,280	6,187	10,093	9,612	3,559	6,054	6,668	2,628	4,040
80+	12,116	4,332	7,784	8,219	3,076	5,143	3,897	1,256	2,641
Total	1,044,512	510,876	533,636	616,053	302,449	313,603	428,459	208,426	220,033

## Kampong Speu

2030

Age groups	Total			Urban			Rural		
	Total	Male	Female	Total	Male	Female	Total	Male	Female
0 - 4	82,574	42,130	40,444	44,353	22,901	21,452	38,221	19,229	18,992
5 - 9	85,686	43,880	41,806	43,794	22,800	20,994	41,892	21,080	20,812
10 - 14	88,267	45,441	42,826	47,699	24,633	23,065	40,568	20,808	19,761
15 - 19	93,137	47,433	45,704	56,249	27,520	28,729	36,888	19,913	16,975
20 - 24	109,738	55,909	53,829	70,767	35,589	35,178	38,971	20,320	18,651
25 - 29	95,876	48,953	46,923	60,636	31,265	29,371	35,240	17,688	17,552
30 - 34	76,607	37,001	39,606	43,218	21,265	21,953	33,389	15,735	17,653
35 - 39	84,429	40,459	43,971	48,299	23,591	24,708	36,130	16,868	19,262
40 - 44	70,677	34,307	36,370	43,030	21,572	21,458	27,648	12,735	14,913
45 - 49	68,598	33,458	35,140	40,802	20,253	20,550	27,796	13,205	14,590
50 - 54	42,707	20,266	22,441	28,416	13,866	14,550	14,291	6,400	7,891
55 - 59	38,803	18,193	20,610	25,372	12,141	13,230	13,431	6,052	7,379
60 - 64	34,870	15,635	19,235	21,434	9,594	11,840	13,436	6,042	7,394
65 - 69	31,129	13,763	17,366	17,780	7,751	10,029	13,349	6,012	7,337
70 - 74	23,839	9,508	14,331	13,822	5,412	8,409	10,017	4,096	5,922
75-79	17,204	6,481	10,722	10,155	3,727	6,428	7,049	2,755	4,294
80+	12,967	4,636	8,331	9,000	3,500	5,500	3,966	1,136	2,830
Total	1,057,108	517,454	539,655	624,826	307,380	317,446	432,283	210,074	222,209

## Kampong Thom

2019

Age groups	Total			Urban			Rural		
	Total	Male	Female	Total	Male	Female	Total	Male	Female
0 - 4	76,200	38,631	37,569	7,393	3,728	3,664	68,807	34,902	33,905
5 - 9	72,939	37,056	35,883	6,970	3,560	3,411	65,969	33,497	32,472
10 - 14	82,014	41,970	40,044	7,883	3,948	3,935	74,131	38,022	36,109
15 - 19	63,624	32,746	30,878	6,751	3,501	3,250	56,873	29,245	27,628
20 - 24	49,124	24,192	24,933	5,093	2,487	2,606	44,031	21,704	22,327
25 - 29	55,694	27,384	28,310	6,062	3,022	3,041	49,632	24,362	25,270
30 - 34	51,424	24,942	26,482	5,567	2,678	2,889	45,857	22,265	23,593
35 - 39	54,566	26,780	27,786	6,115	2,973	3,142	48,452	23,807	24,645
40 - 44	36,477	17,320	19,157	3,737	1,815	1,922	32,740	15,505	17,235
45 - 49	36,804	17,440	19,364	4,099	1,891	2,208	32,705	15,549	17,156
50 - 54	33,385	15,194	18,191	3,820	1,831	1,989	29,565	13,363	16,202
55 - 59	29,133	13,296	15,836	3,267	1,486	1,781	25,866	11,811	14,055
60 - 64	20,518	8,060	12,458	2,472	1,033	1,439	18,046	7,026	11,019
65 - 69	15,698	6,085	9,613	1,923	801	1,123	13,774	5,284	8,490
70 - 74	11,486	4,444	7,042	1,408	506	902	10,078	3,939	6,140
75-79	7,727	3,056	4,672	869	344	525	6,858	2,712	4,146
80+	7,806	3,000	4,806	1,039	376	663	6,766	2,624	4,142
Total	704,620	341,596	363,024	74,471	35,980	38,490	630,149	305,616	324,534

## Kampong Thom

2020

Age groups	Total			Urban			Rural		
	Total	Male	Female	Total	Male	Female	Total	Male	Female
0 - 4	76,674	38,874	37,800	6,802	3,471	3,332	69,872	35,403	34,468
5 - 9	72,955	37,064	35,892	6,126	3,226	2,900	66,830	33,838	32,992
10 - 14	81,454	41,718	39,736	7,327	3,777	3,550	74,127	37,941	36,186
15 - 19	66,131	34,205	31,926	7,405	3,798	3,607	58,726	30,407	28,319
20 - 24	49,125	24,308	24,816	5,605	2,729	2,876	43,520	21,580	21,940
25 - 29	54,797	26,900	27,897	6,177	3,077	3,100	48,620	23,824	24,797
30 - 34	52,058	25,222	26,836	5,161	2,525	2,636	46,897	22,698	24,200
35 - 39	56,185	27,549	28,636	5,819	2,901	2,919	50,365	24,648	25,717
40 - 44	40,431	19,282	21,149	4,139	2,081	2,057	36,293	17,201	19,092
45 - 49	35,958	17,102	18,856	4,151	1,965	2,186	31,807	15,137	16,669
50 - 54	34,099	15,617	18,482	4,480	2,214	2,267	29,619	13,403	16,215
55 - 59	29,925	13,720	16,206	3,733	1,761	1,972	26,192	11,958	14,234
60 - 64	21,740	8,771	12,969	2,635	1,130	1,504	19,106	7,641	11,465
65 - 69	16,315	6,274	10,041	1,871	747	1,124	14,444	5,527	8,917
70 - 74	12,179	4,704	7,475	1,399	495	904	10,780	4,209	6,571
75-79	8,162	3,275	4,888	851	316	535	7,311	2,959	4,352
80+	7,800	2,964	4,836	1,071	363	709	6,728	2,601	4,127
Total	715,989	347,550	368,439	74,753	36,574	38,178	641,236	310,975	330,261

## Kampong Thom

2021

Age groups	Total			Urban			Rural		
	Total	Male	Female	Total	Male	Female	Total	Male	Female
0 - 4	76,051	38,559	37,492	6,739	3,438	3,301	69,313	35,121	34,192
5 - 9	74,348	37,783	36,565	6,348	3,284	3,064	68,000	34,499	33,501
10 - 14	79,530	40,746	38,784	7,310	3,684	3,626	72,220	37,062	35,158
15 - 19	68,889	35,771	33,117	7,875	3,967	3,908	61,013	31,804	29,209
20 - 24	49,860	24,848	25,012	5,681	2,786	2,895	44,179	22,062	22,117
25 - 29	53,137	26,030	27,107	5,981	2,974	3,008	47,156	23,056	24,099
30 - 34	53,307	25,824	27,484	5,277	2,582	2,696	48,030	23,242	24,788
35 - 39	56,224	27,517	28,707	5,815	2,894	2,922	50,409	24,624	25,785
40 - 44	46,233	22,150	24,082	4,727	2,388	2,339	41,506	19,762	21,744
45 - 49	34,524	16,444	18,079	3,980	1,887	2,093	30,544	14,558	15,986
50 - 54	35,034	16,208	18,826	4,599	2,294	2,305	30,434	13,914	16,521
55 - 59	30,431	13,923	16,508	3,791	1,785	2,006	26,640	12,138	14,502
60 - 64	23,179	9,663	13,517	2,807	1,244	1,564	20,372	8,419	11,953
65 - 69	16,883	6,429	10,454	1,933	764	1,169	14,950	5,664	9,285
70 - 74	12,981	5,021	7,960	1,489	528	961	11,492	4,493	6,999
75-79	8,571	3,431	5,140	916	354	562	7,655	3,077	4,578
80+	7,937	3,029	4,908	1,088	370	718	6,848	2,659	4,190
Total	727,120	353,377	373,743	76,359	37,222	39,137	650,761	316,155	334,606

## Kampong Thom

2022

Age groups	Total			Urban			Rural		
	Total	Male	Female	Total	Male	Female	Total	Male	Female
0 - 4	75,104	38,079	37,024	6,643	3,380	3,263	68,461	34,700	33,761
5 - 9	76,291	38,791	37,501	6,502	3,356	3,146	69,789	35,435	34,355
10 - 14	76,890	39,393	37,497	7,055	3,546	3,510	69,834	35,847	33,988
15 - 19	71,472	37,222	34,249	8,156	4,109	4,047	63,316	33,113	30,202
20 - 24	51,205	25,727	25,478	5,824	2,871	2,953	45,381	22,856	22,525
25 - 29	51,164	25,015	26,149	5,749	2,844	2,905	45,416	22,171	23,244
30 - 34	54,748	26,530	28,218	5,273	2,502	2,771	49,475	24,027	25,447
35 - 39	55,315	27,006	28,309	5,199	2,315	2,884	50,116	24,691	25,425
40 - 44	52,815	25,396	27,419	6,175	3,510	2,665	46,640	21,886	24,755
45 - 49	33,234	15,836	17,398	3,430	1,809	1,621	29,805	14,028	15,777
50 - 54	35,943	16,820	19,124	4,713	2,370	2,343	31,230	14,450	16,780
55 - 59	30,771	14,007	16,764	3,827	1,788	2,039	26,944	12,219	14,725
60 - 64	24,688	10,617	14,070	2,988	1,360	1,628	21,700	9,257	12,442
65 - 69	17,485	6,615	10,870	2,000	783	1,217	15,485	5,832	9,653
70 - 74	13,838	5,363	8,475	1,585	561	1,024	12,253	4,802	7,450
75-79	9,010	3,574	5,436	962	367	595	8,048	3,207	4,842
80+	8,156	3,143	5,014	1,117	382	735	7,040	2,761	4,279
Total	738,130	359,135	378,996	77,198	37,852	39,346	660,932	321,282	339,650

## Kampong Thom

2023

Age groups	Total			Urban			Rural		
	Total	Male	Female	Total	Male	Female	Total	Male	Female
0 - 4	75,069	38,067	37,002	6,647	3,388	3,259	68,422	34,679	33,742
5 - 9	77,138	39,241	37,897	6,582	3,404	3,178	70,556	35,837	34,720
10 - 14	74,481	38,153	36,328	6,842	3,443	3,398	67,639	34,709	32,930
15 - 19	73,336	38,277	35,059	8,378	4,237	4,141	64,958	34,040	30,918
20 - 24	52,943	26,807	26,135	6,028	3,000	3,029	46,914	23,808	23,106
25 - 29	49,520	24,202	25,318	5,571	2,760	2,811	43,950	21,443	22,507
30 - 34	55,751	27,019	28,732	5,516	2,696	2,820	50,235	24,323	25,912
35 - 39	54,417	26,503	27,914	5,625	2,782	2,843	48,792	23,721	25,071
40 - 44	58,683	28,277	30,406	5,996	3,042	2,953	52,688	25,235	27,453
45 - 49	33,093	15,787	17,305	3,419	1,808	1,611	29,674	13,979	15,694
50 - 54	36,490	17,246	19,244	4,793	2,436	2,356	31,697	14,809	16,888
55 - 59	31,125	14,118	17,007	3,874	1,807	2,068	27,251	12,311	14,939
60 - 64	26,074	11,481	14,593	3,160	1,475	1,686	22,914	10,006	12,908
65 - 69	18,241	6,925	11,315	2,087	822	1,266	16,153	6,104	10,050
70 - 74	14,689	5,692	8,997	1,684	597	1,087	13,005	5,095	7,910
75-79	9,528	3,742	5,786	1,018	385	633	8,510	3,357	5,153
80+	8,425	3,276	5,149	1,154	400	754	7,272	2,877	4,395
Total	749,004	364,816	384,188	78,374	38,482	39,892	670,630	326,334	344,296

## Kampong Thom

2024

Age groups	Total			Urban			Rural		
	Total	Male	Female	Total	Male	Female	Total	Male	Female
0 - 4	78,324	39,739	38,585	6,926	3,534	3,392	71,398	36,205	35,193
5 - 9	74,124	37,713	36,411	6,316	3,270	3,047	67,808	34,443	33,365
10 - 14	73,100	37,442	35,658	6,705	3,377	3,329	66,395	34,065	32,329
15 - 19	74,120	38,749	35,371	8,457	4,287	4,170	65,663	34,462	31,201
20 - 24	54,878	27,971	26,908	6,241	3,128	3,112	48,638	24,842	23,795
25 - 29	48,660	23,834	24,826	5,467	2,716	2,751	43,193	21,118	22,075
30 - 34	55,894	27,077	28,817	5,523	2,700	2,823	50,371	24,377	25,994
35 - 39	54,199	26,350	27,850	5,594	2,764	2,830	48,605	23,586	25,020
40 - 44	62,785	30,274	32,511	6,406	3,255	3,151	56,379	27,019	29,360
45 - 49	34,745	16,626	18,119	3,996	1,903	2,094	30,749	14,724	16,025
50 - 54	36,482	17,365	19,117	4,787	2,452	2,335	31,695	14,913	16,781
55 - 59	31,613	14,355	17,258	3,930	1,836	2,094	27,684	12,519	15,165
60 - 64	27,209	12,149	15,060	3,294	1,560	1,734	23,915	10,590	13,325
65 - 69	19,222	7,414	11,808	2,196	879	1,317	17,026	6,535	10,491
70 - 74	15,494	5,982	9,513	1,773	627	1,146	13,721	5,355	8,366
75-79	10,156	3,963	6,193	1,084	408	676	9,073	3,556	5,517
80+	8,726	3,414	5,313	1,192	416	776	7,534	2,998	4,536
Total	759,734	370,418	389,316	79,887	39,112	40,775	679,847	331,306	348,541

## Kampong Thom

2025

Age groups	Total			Urban			Rural		
	Total	Male	Female	Total	Male	Female	Total	Male	Female
0 - 4	77,094	39,128	37,967	6,812	3,478	3,334	70,282	35,649	34,633
5 - 9	74,625	37,978	36,648	6,354	3,291	3,063	68,271	34,687	33,584
10 - 14	73,151	37,474	35,677	6,705	3,378	3,327	66,446	34,096	32,350
15 - 19	73,649	38,543	35,106	8,397	4,262	4,135	65,252	34,281	30,971
20 - 24	57,079	29,245	27,834	6,486	3,269	3,217	50,592	25,976	24,617
25 - 29	48,700	23,976	24,724	5,468	2,731	2,737	43,232	21,245	21,987
30 - 34	55,040	26,629	28,411	5,435	2,654	2,780	49,606	23,975	25,631
35 - 39	54,919	26,678	28,241	5,664	2,797	2,867	49,255	23,881	25,374
40 - 44	64,714	31,183	33,531	6,598	3,351	3,246	58,116	27,832	30,284
45 - 49	38,564	18,539	20,024	4,432	2,121	2,311	34,132	16,419	17,713
50 - 54	35,701	17,060	18,640	4,682	2,408	2,274	31,018	14,653	16,366
55 - 59	32,364	14,794	17,570	4,020	1,891	2,129	28,344	12,903	15,441
60 - 64	28,036	12,578	15,458	3,392	1,614	1,778	24,645	10,964	13,680
65 - 69	20,469	8,115	12,354	2,336	962	1,374	18,133	7,153	10,980
70 - 74	16,229	6,216	10,013	1,857	651	1,206	14,372	5,565	8,807
75-79	10,905	4,247	6,658	1,162	437	726	9,743	3,810	5,933
80+	9,075	3,558	5,517	1,238	433	805	7,837	3,125	4,712
Total	770,315	375,941	394,374	81,040	39,729	41,311	689,275	336,212	353,063

## Kampong Thom

2026

Age groups	Total			Urban			Rural		
	Total	Male	Female	Total	Male	Female	Total	Male	Female
0 - 4	76,107	38,640	37,467	6,723	3,434	3,289	69,384	35,206	34,178
5 - 9	74,069	37,700	36,369	6,305	3,266	3,039	67,764	34,434	33,330
10 - 14	74,595	38,229	36,366	6,835	3,445	3,390	67,760	34,784	32,975
15 - 19	71,957	37,676	34,281	8,202	4,165	4,037	63,755	33,511	30,244
20 - 24	59,507	30,615	28,891	6,867	3,422	3,445	52,640	27,194	25,446
25 - 29	49,475	24,536	24,939	5,555	2,794	2,761	43,920	21,742	22,179
30 - 34	53,426	25,798	27,628	5,274	2,571	2,703	48,151	23,227	24,924
35 - 39	56,297	27,349	28,949	5,805	2,867	2,938	50,492	24,482	26,010
40 - 44	64,833	31,188	33,645	6,608	3,351	3,257	58,225	27,837	30,388
45 - 49	44,157	21,330	22,828	5,073	2,439	2,634	39,084	18,890	20,194
50 - 54	34,334	16,434	17,900	4,502	2,319	2,183	29,832	14,116	15,717
55 - 59	33,324	15,391	17,933	4,138	1,967	2,172	29,185	13,424	15,761
60 - 64	28,597	12,806	15,791	3,458	1,642	1,816	25,139	11,163	13,975
65 - 69	21,922	8,984	12,938	2,501	1,064	1,436	19,421	7,920	11,501
70 - 74	16,915	6,414	10,501	1,935	672	1,264	14,980	5,743	9,237
75-79	11,756	4,584	7,172	1,252	471	781	10,503	4,113	6,391
80+	9,491	3,719	5,772	1,294	453	842	8,196	3,266	4,930
Total	780,762	381,393	399,369	82,329	40,340	41,988	698,433	341,053	357,381

## Kampong Thom

2027

Age groups	Total			Urban			Rural		
	Total	Male	Female	Total	Male	Female	Total	Male	Female
0 - 4	75,171	38,178	36,993	6,632	3,392	3,240	68,539	34,787	33,753
5 - 9	73,200	37,261	35,939	6,223	3,227	2,996	66,977	34,034	32,943
10 - 14	76,597	39,278	37,319	7,009	3,538	3,471	69,588	35,740	33,848
15 - 19	69,617	36,454	33,163	7,924	4,028	3,896	61,692	32,426	29,267
20 - 24	61,790	31,889	29,900	7,011	3,563	3,448	54,778	28,326	26,452
25 - 29	50,858	25,432	25,427	5,704	2,895	2,808	45,154	22,536	22,618
30 - 34	51,494	24,821	26,673	5,076	2,473	2,604	46,418	22,348	24,070
35 - 39	57,881	28,131	29,750	5,960	2,948	3,012	51,921	25,183	26,738
40 - 44	63,860	30,647	33,212	6,499	3,292	3,208	57,360	27,356	30,005
45 - 49	50,511	24,490	26,022	5,795	2,800	2,995	44,717	21,690	23,027
50 - 54	33,109	15,856	17,253	4,335	2,236	2,099	28,773	13,620	15,154
55 - 59	34,261	16,008	18,253	4,249	2,045	2,205	30,012	13,963	16,049
60 - 64	29,002	12,923	16,079	3,501	1,657	1,844	25,501	11,266	14,235
65 - 69	23,446	9,917	13,530	2,670	1,174	1,496	20,776	8,742	12,034
70 - 74	17,640	6,647	10,994	2,015	695	1,320	15,625	5,951	9,674
75-79	12,665	4,946	7,719	1,346	508	838	11,318	4,438	6,880
80+	9,981	3,903	6,078	1,359	475	884	8,622	3,428	5,194
Total	791,082	386,778	404,303	83,310	40,945	42,365	707,772	345,833	361,938

## Kampong Thom

2028

Age groups	Total			Urban			Rural		
	Total	Male	Female	Total	Male	Female	Total	Male	Female
0 - 4	74,269	37,733	36,536	6,545	3,350	3,195	67,724	34,384	33,341
5 - 9	73,211	37,274	35,937	6,217	3,226	2,992	66,994	34,048	32,946
10 - 14	77,491	39,757	37,734	7,083	3,579	3,504	70,409	36,179	34,230
15 - 19	67,475	35,330	32,145	7,673	3,902	3,771	59,802	31,428	28,374
20 - 24	63,444	32,819	30,625	7,192	3,665	3,527	56,252	29,154	27,098
25 - 29	52,625	26,523	26,101	5,897	3,018	2,879	46,727	23,505	23,222
30 - 34	49,881	24,036	25,845	4,912	2,393	2,519	44,969	21,643	23,326
35 - 39	58,995	28,678	30,317	6,068	3,003	3,065	52,926	25,675	27,251
40 - 44	62,885	30,108	32,777	6,393	3,232	3,161	56,492	26,876	29,616
45 - 49	56,186	27,301	28,886	6,439	3,119	3,319	49,747	24,181	25,566
50 - 54	33,019	15,833	17,186	4,319	2,231	2,088	28,700	13,602	15,098
55 - 59	34,846	16,446	18,400	4,318	2,099	2,218	30,529	14,347	16,182
60 - 64	29,416	13,063	16,353	3,546	1,673	1,873	25,869	11,390	14,480
65 - 69	24,856	10,766	14,091	2,828	1,274	1,554	22,029	9,492	12,537
70 - 74	18,522	7,006	11,516	2,112	732	1,380	16,410	6,273	10,136
75-79	13,574	5,297	8,277	1,441	544	897	12,133	4,753	7,380
80+	10,556	4,119	6,437	1,435	500	935	9,121	3,618	5,503
Total	801,252	392,088	409,164	84,420	41,540	42,879	716,833	350,548	366,285

## Kampong Thom

2029

Age groups	Total			Urban			Rural		
	Total	Male	Female	Total	Male	Female	Total	Male	Female
0 - 4	73,379	37,294	36,085	6,441	3,289	3,152	66,938	34,005	32,933
5 - 9	76,424	38,931	37,492	6,464	3,347	3,117	69,959	35,584	34,375
10 - 14	74,495	38,226	36,269	6,782	3,418	3,364	67,713	34,808	32,905
15 - 19	66,252	34,690	31,563	7,504	3,805	3,698	58,749	30,884	27,865
20 - 24	64,153	33,243	30,910	7,243	3,687	3,556	56,910	29,556	27,354
25 - 29	54,580	27,692	26,888	6,093	3,130	2,963	48,488	24,563	23,925
30 - 34	49,045	23,687	25,358	4,811	2,342	2,468	44,234	21,344	22,890
35 - 39	59,185	28,761	30,425	6,063	2,991	3,072	53,122	25,769	27,353
40 - 44	62,682	29,959	32,723	6,346	3,194	3,152	56,336	26,765	29,572
45 - 49	60,166	29,255	30,911	6,867	3,320	3,547	53,299	25,935	27,364
50 - 54	34,715	16,699	18,016	4,523	2,338	2,185	30,191	14,361	15,830
55 - 59	34,893	16,587	18,306	4,307	2,103	2,204	30,586	14,484	16,102
60 - 64	29,948	13,316	16,631	3,596	1,695	1,902	26,351	11,622	14,729
65 - 69	26,026	11,432	14,594	2,950	1,344	1,606	23,076	10,088	12,988
70 - 74	19,632	7,547	12,084	2,229	784	1,445	17,402	6,763	10,639
75-79	14,446	5,613	8,832	1,529	573	956	12,917	5,041	7,876
80+	11,225	4,375	6,850	2,173	1,181	993	9,051	3,194	5,857
Total	811,245	397,308	413,937	85,921	42,541	43,380	725,324	354,767	370,557

## Kampong Thom

2030

Age groups	Total			Urban			Rural		
	Total	Male	Female	Total	Male	Female	Total	Male	Female
0 - 4	72,470	36,843	35,627	6,351	3,244	3,107	66,119	33,598	32,520
5 - 9	75,222	38,330	36,892	6,352	3,290	3,062	68,869	35,040	33,829
10 - 14	74,995	38,491	36,504	6,816	3,436	3,380	68,179	35,055	33,124
15 - 19	66,294	34,717	31,577	7,497	3,803	3,694	58,797	30,914	27,883
20 - 24	63,742	33,066	30,676	7,186	3,662	3,524	56,556	29,404	27,152
25 - 29	56,769	28,955	27,814	6,388	3,327	3,060	50,382	25,628	24,754
30 - 34	49,087	23,829	25,258	4,808	2,353	2,455	44,280	21,476	22,804
35 - 39	58,289	28,289	30,000	5,962	2,938	3,024	52,327	25,351	26,976
40 - 44	63,528	30,338	33,190	6,450	3,229	3,221	57,078	27,109	29,969
45 - 49	62,036	30,143	31,893	7,069	3,415	3,654	54,967	26,728	28,239
50 - 54	38,557	18,634	19,923	5,017	2,605	2,412	33,540	16,030	17,510
55 - 59	34,179	16,313	17,866	4,212	2,065	2,147	29,967	14,247	15,719
60 - 64	30,711	13,748	16,962	3,682	1,747	1,936	27,028	12,002	15,027
65 - 69	26,891	11,869	15,022	3,042	1,393	1,649	23,849	10,476	13,373
70 - 74	21,006	8,304	12,702	2,376	861	1,515	18,630	7,443	11,187
75-79	15,251	5,876	9,375	1,611	598	1,013	13,640	5,278	8,362
80+	12,001	4,678	7,323	2,320	1,260	1,059	9,682	3,418	6,264
Total	821,028	402,424	418,604	87,140	43,228	43,912	733,889	359,196	374,692



## Kampot

2019

Age groups	Total			Urban			Rural		
	Total	Male	Female	Total	Male	Female	Total	Male	Female
0 - 4	58,705	30,141	28,564	5,835	3,000	2,835	52,870	27,141	25,729
5 - 9	54,940	28,279	26,660	4,851	2,479	2,371	50,089	25,800	24,289
10 - 14	65,370	33,410	31,959	5,425	2,757	2,668	59,945	30,654	29,291
15 - 19	58,944	30,162	28,782	5,470	2,678	2,791	53,474	27,483	25,991
20 - 24	45,602	22,338	23,264	5,478	2,641	2,837	40,124	19,697	20,427
25 - 29	51,818	24,774	27,044	6,709	3,210	3,499	45,109	21,564	23,545
30 - 34	48,345	23,495	24,850	6,195	3,157	3,038	42,150	20,338	21,812
35 - 39	50,037	24,691	25,346	5,612	2,842	2,770	44,425	21,849	22,576
40 - 44	27,468	13,214	14,254	2,654	1,325	1,329	24,813	11,889	12,925
45 - 49	34,036	16,240	17,796	3,103	1,483	1,620	30,934	14,757	16,176
50 - 54	31,595	14,530	17,065	3,309	1,559	1,751	28,286	12,971	15,315
55 - 59	27,376	12,664	14,712	2,852	1,403	1,450	24,523	11,261	13,262
60 - 64	19,224	7,634	11,590	2,139	858	1,281	17,085	6,776	10,309
65 - 69	15,191	5,999	9,191	1,617	673	944	13,574	5,327	8,247
70 - 74	10,428	4,070	6,358	1,055	393	663	9,373	3,677	5,695
75-79	7,712	3,015	4,698	624	222	403	7,088	2,793	4,295
80+	7,140	2,496	4,644	733	222	511	6,408	2,275	4,133
Total	613,931	297,154	316,777	63,660	30,901	32,759	550,270	266,252	284,018

## Kampot

2020

Age groups	Total			Urban			Rural		
	Total	Male	Female	Total	Male	Female	Total	Male	Female
0 - 4	59,070	30,323	28,746	5,350	2,787	2,563	53,719	27,536	26,183
5 - 9	54,951	28,278	26,673	4,247	2,242	2,005	50,704	26,036	24,668
10 - 14	64,922	33,201	31,720	5,026	2,632	2,394	59,896	30,569	29,327
15 - 19	61,266	31,498	29,768	5,981	2,900	3,081	55,285	28,598	26,687
20 - 24	45,601	22,440	23,161	6,006	2,892	3,114	39,596	19,548	20,048
25 - 29	50,983	24,331	26,652	6,810	3,262	3,548	44,173	21,068	23,104
30 - 34	48,940	23,753	25,188	5,727	2,971	2,756	43,213	20,782	22,431
35 - 39	51,520	25,393	26,127	5,326	2,767	2,559	46,194	22,626	23,568
40 - 44	30,445	14,707	15,738	2,931	1,516	1,415	27,513	13,191	14,323
45 - 49	33,253	15,922	17,332	3,133	1,538	1,595	30,120	14,384	15,737
50 - 54	32,271	14,931	17,340	3,865	1,880	1,984	28,406	13,050	15,356
55 - 59	28,120	13,064	15,056	3,256	1,660	1,597	24,864	11,404	13,460
60 - 64	20,369	8,306	12,063	2,269	937	1,332	18,100	7,369	10,731
65 - 69	15,788	6,185	9,603	1,566	627	940	14,222	5,558	8,664
70 - 74	11,057	4,307	6,750	1,044	383	660	10,013	3,923	6,090
75-79	8,146	3,230	4,916	611	203	408	7,535	3,027	4,508
80+	7,135	2,466	4,669	756	213	543	6,379	2,252	4,126
Total	623,836	302,333	321,503	63,905	31,412	32,493	559,931	270,921	289,010

## Kampot

2021

Age groups	Total			Urban			Rural		
	Total	Male	Female	Total	Male	Female	Total	Male	Female
0 - 4	58,608	30,080	28,529	5,311	2,765	2,546	53,297	27,314	25,983
5 - 9	56,018	28,828	27,189	4,411	2,286	2,124	51,607	26,542	25,065
10 - 14	63,408	32,430	30,978	5,023	2,571	2,452	58,385	29,859	28,527
15 - 19	63,841	32,942	30,898	6,381	3,034	3,348	57,459	29,909	27,551
20 - 24	46,299	22,940	23,359	6,100	2,957	3,143	40,199	19,983	20,216
25 - 29	49,454	23,545	25,909	6,609	3,157	3,452	42,845	20,387	22,457
30 - 34	50,130	24,321	25,810	5,869	3,043	2,827	44,261	21,278	22,983
35 - 39	51,572	25,365	26,206	5,334	2,765	2,569	46,238	22,601	23,638
40 - 44	34,824	16,896	17,928	3,355	1,742	1,613	31,469	15,153	16,315
45 - 49	31,937	15,310	16,627	3,010	1,479	1,531	28,927	13,831	15,096
50 - 54	33,166	15,497	17,669	3,975	1,952	2,023	29,190	13,545	15,646
55 - 59	28,604	13,258	15,346	3,313	1,685	1,628	25,291	11,574	13,717
60 - 64	21,724	9,151	12,573	2,421	1,033	1,388	19,303	8,118	11,185
65 - 69	16,343	6,338	10,005	1,622	642	980	14,720	5,695	9,025
70 - 74	11,789	4,597	7,191	1,113	409	704	10,675	4,188	6,487
75-79	8,557	3,385	5,173	658	228	430	7,900	3,157	4,743
80+	7,262	2,520	4,743	770	218	552	6,492	2,302	4,191
Total	633,535	307,402	326,133	65,277	31,967	33,309	568,258	275,434	292,824

## Kampot

2022

Age groups	Total			Urban			Rural		
	Total	Male	Female	Total	Male	Female	Total	Male	Female
0 - 4	57,903	29,711	28,192	5,256	2,739	2,517	52,647	26,972	25,675
5 - 9	57,507	29,603	27,904	4,535	2,354	2,181	52,971	27,249	25,723
10 - 14	61,330	31,359	29,971	4,866	2,493	2,373	56,464	28,865	27,598
15 - 19	66,263	34,285	31,978	6,632	3,166	3,466	59,631	31,119	28,512
20 - 24	47,568	23,755	23,813	6,276	3,070	3,206	41,292	20,685	20,607
25 - 29	47,638	22,631	25,007	6,376	3,043	3,333	41,262	19,589	21,674
30 - 34	51,507	24,990	26,517	5,877	2,972	2,905	45,631	22,019	23,612
35 - 39	50,760	24,899	25,861	4,764	2,228	2,536	45,996	22,671	23,326
40 - 44	39,800	19,375	20,425	4,419	2,581	1,838	35,381	16,794	18,587
45 - 49	30,757	14,747	16,011	2,614	1,429	1,186	28,143	13,318	14,825
50 - 54	34,041	16,084	17,957	4,088	2,031	2,057	29,953	14,053	15,900
55 - 59	28,936	13,341	15,595	3,355	1,700	1,655	25,581	11,641	13,940
60 - 64	23,147	10,057	13,090	2,582	1,138	1,445	20,565	8,919	11,646
65 - 69	16,932	6,522	10,410	1,683	663	1,020	15,250	5,860	9,390
70 - 74	12,572	4,912	7,661	1,189	439	750	11,384	4,473	6,911
75-79	8,999	3,526	5,474	693	238	455	8,306	3,288	5,019
80+	7,467	2,615	4,852	791	227	564	6,675	2,388	4,287
Total	643,128	312,410	330,717	65,996	32,509	33,487	577,132	279,901	297,231

**Kampot**  
2023

Age groups	Total			Urban			Rural		
	Total	Male	Female	Total	Male	Female	Total	Male	Female
0 - 4	57,888	29,701	28,188	5,249	2,732	2,517	52,639	26,969	25,670
5 - 9	58,158	29,946	28,212	4,582	2,376	2,206	53,576	27,570	26,006
10 - 14	59,421	30,371	29,050	4,710	2,409	2,301	54,711	27,962	26,750
15 - 19	68,007	35,256	32,751	6,800	3,248	3,552	61,207	32,008	29,199
20 - 24	49,193	24,753	24,440	6,484	3,192	3,292	42,709	21,560	21,148
25 - 29	46,118	21,895	24,222	6,168	2,938	3,230	39,950	18,957	20,992
30 - 34	52,462	25,451	27,011	6,146	3,186	2,960	46,316	22,265	24,051
35 - 39	49,947	24,434	25,512	5,167	2,665	2,502	44,779	21,770	23,010
40 - 44	44,231	21,573	22,658	4,265	2,226	2,039	39,966	19,347	20,619
45 - 49	30,633	14,701	15,932	2,601	1,421	1,180	28,032	13,280	14,752
50 - 54	34,566	16,492	18,075	4,149	2,078	2,071	30,417	14,413	16,004
55 - 59	29,276	13,446	15,829	3,390	1,709	1,681	25,886	11,737	14,149
60 - 64	24,453	10,875	13,578	2,726	1,228	1,498	21,727	9,647	12,080
65 - 69	17,668	6,828	10,840	1,755	692	1,062	15,914	6,136	9,778
70 - 74	13,348	5,212	8,136	1,261	464	797	12,087	4,748	7,339
75-79	9,519	3,692	5,827	733	249	485	8,786	3,443	5,342
80+	7,715	2,726	4,989	816	236	580	6,899	2,490	4,408
Total	652,602	317,353	335,250	67,002	33,050	33,952	585,600	284,303	301,298

**Kampot**  
2024

Age groups	Total			Urban			Rural		
	Total	Male	Female	Total	Male	Female	Total	Male	Female
0 - 4	60,384	30,992	29,392	5,476	2,851	2,625	54,907	28,141	26,767
5 - 9	55,871	28,767	27,104	4,402	2,283	2,119	51,469	26,484	24,985
10 - 14	58,305	29,792	28,513	4,622	2,364	2,258	53,683	27,428	26,254
15 - 19	68,716	35,674	33,042	6,871	3,287	3,584	61,844	32,387	29,457
20 - 24	50,979	25,815	25,163	6,720	3,330	3,390	44,258	22,485	21,773
25 - 29	45,305	21,553	23,753	6,060	2,892	3,168	39,245	18,660	20,585
30 - 34	52,583	25,494	27,089	6,161	3,192	2,970	46,422	22,302	24,120
35 - 39	49,734	24,282	25,452	5,145	2,648	2,497	44,589	21,634	22,955
40 - 44	47,310	23,086	24,225	4,563	2,382	2,181	42,748	20,703	22,044
45 - 49	32,154	15,475	16,679	3,033	1,496	1,537	29,122	13,979	15,143
50 - 54	34,550	16,598	17,952	4,149	2,092	2,057	30,401	14,506	15,895
55 - 59	29,727	13,666	16,061	3,443	1,737	1,705	26,284	11,929	14,356
60 - 64	25,510	11,503	14,008	2,844	1,299	1,545	22,667	10,204	12,463
65 - 69	18,614	7,307	11,307	1,849	741	1,108	16,766	6,566	10,199
70 - 74	14,077	5,475	8,601	1,330	488	842	12,746	4,988	7,759
75-79	10,144	3,908	6,235	782	263	519	9,362	3,645	5,717
80+	7,988	2,839	5,149	844	246	599	7,144	2,593	4,551
Total	661,951	322,226	339,725	68,295	33,591	34,703	593,656	288,635	305,022

## Kampot

2025

Age groups	Total			Urban			Rural		
	Total	Male	Female	Total	Male	Female	Total	Male	Female
0 - 4	59,398	30,491	28,907	5,391	2,807	2,584	54,007	27,684	26,323
5 - 9	56,213	28,946	27,267	4,433	2,299	2,134	51,780	26,648	25,133
10 - 14	58,309	29,794	28,514	4,625	2,365	2,260	53,683	27,429	26,255
15 - 19	68,236	35,457	32,779	6,828	3,270	3,558	61,408	32,188	29,221
20 - 24	52,989	26,971	26,018	6,990	3,482	3,508	45,999	23,489	22,510
25 - 29	45,313	21,664	23,650	6,065	2,910	3,156	39,248	18,754	20,494
30 - 34	51,748	25,053	26,695	6,068	3,139	2,929	45,680	21,914	23,766
35 - 39	50,363	24,566	25,797	5,214	2,682	2,533	45,149	21,884	23,265
40 - 44	48,733	23,761	24,973	4,703	2,454	2,249	44,030	21,307	22,723
45 - 49	35,666	17,243	18,423	3,367	1,668	1,698	32,299	15,574	16,725
50 - 54	33,789	16,294	17,494	4,061	2,055	2,006	29,728	14,239	15,489
55 - 59	30,413	14,072	16,341	3,527	1,790	1,736	26,887	12,282	14,605
60 - 64	26,269	11,899	14,370	2,930	1,344	1,585	23,340	10,555	12,785
65 - 69	19,809	7,992	11,818	1,968	811	1,158	17,841	7,181	10,660
70 - 74	14,735	5,685	9,049	1,394	507	887	13,341	5,179	8,162
75-79	10,885	4,185	6,700	839	282	557	10,045	3,903	6,142
80+	8,302	2,957	5,345	878	256	622	7,425	2,701	4,724
Total	671,170	327,030	344,140	69,280	34,121	35,159	601,890	292,910	308,981

## Kampot

2026

Age groups	Total			Urban			Rural		
	Total	Male	Female	Total	Male	Female	Total	Male	Female
0 - 4	58,579	30,078	28,500	5,322	2,771	2,550	53,257	27,307	25,950
5 - 9	55,739	28,704	27,035	4,399	2,282	2,118	51,340	26,422	24,918
10 - 14	59,400	30,362	29,038	4,716	2,412	2,304	54,684	27,949	26,735
15 - 19	66,602	34,622	31,980	6,671	3,196	3,475	59,931	31,426	28,505
20 - 24	55,188	28,204	26,984	7,403	3,645	3,759	47,785	24,559	23,226
25 - 29	45,989	22,146	23,843	6,161	2,977	3,184	39,828	19,169	20,659
30 - 34	50,179	24,245	25,935	5,889	3,041	2,848	44,291	21,204	23,087
35 - 39	51,575	25,156	26,419	5,345	2,748	2,596	46,231	22,408	23,823
40 - 44	48,774	23,738	25,036	4,711	2,454	2,257	44,063	21,285	22,779
45 - 49	40,799	19,816	20,983	3,855	1,919	1,936	36,943	17,897	19,046
50 - 54	32,463	15,679	16,784	3,905	1,979	1,926	28,558	13,700	14,858
55 - 59	31,285	14,625	16,660	3,634	1,862	1,772	27,651	12,762	14,888
60 - 64	26,768	12,101	14,666	2,988	1,368	1,620	23,780	10,733	13,047
65 - 69	21,194	8,838	12,356	2,108	897	1,210	19,087	7,941	11,146
70 - 74	15,342	5,860	9,482	1,453	523	930	13,890	5,338	8,552
75-79	11,722	4,512	7,210	905	304	600	10,817	4,207	6,610
80+	8,674	3,087	5,586	917	267	650	7,756	2,820	4,936
Total	680,273	331,773	348,500	70,382	34,646	35,736	609,891	297,127	312,764

## Kampot

2027

Age groups	Total			Urban			Rural		
	Total	Male	Female	Total	Male	Female	Total	Male	Female
0 - 4	57,789	29,682	28,108	5,253	2,737	2,516	52,536	26,945	25,591
5 - 9	55,019	28,334	26,685	4,345	2,254	2,091	50,673	26,080	24,594
10 - 14	60,921	31,156	29,766	4,840	2,477	2,362	56,082	28,678	27,404
15 - 19	64,359	33,457	30,902	6,450	3,091	3,360	57,909	30,366	27,542
20 - 24	57,237	29,340	27,896	7,563	3,795	3,768	49,674	25,546	24,128
25 - 29	47,218	22,926	24,292	6,329	3,085	3,245	40,889	19,841	21,048
30 - 34	48,307	23,297	25,011	5,672	2,924	2,748	42,635	20,373	22,263
35 - 39	52,963	25,843	27,120	5,492	2,826	2,666	47,471	23,017	24,454
40 - 44	47,985	23,298	24,687	4,637	2,410	2,227	43,348	20,888	22,460
45 - 49	46,613	22,723	23,890	4,408	2,202	2,205	42,206	20,521	21,685
50 - 54	31,267	15,108	16,159	3,764	1,909	1,855	27,503	13,200	14,304
55 - 59	32,126	15,192	16,934	3,737	1,936	1,802	28,389	13,256	15,133
60 - 64	27,115	12,197	14,918	3,028	1,380	1,648	24,087	10,817	13,270
65 - 69	22,641	9,743	12,898	2,252	990	1,263	20,388	8,753	11,635
70 - 74	15,981	6,065	9,916	1,514	541	973	14,467	5,524	8,943
75-79	12,613	4,862	7,751	974	328	645	11,640	4,534	7,106
80+	9,110	3,236	5,875	964	280	684	8,146	2,955	5,191
Total	689,264	336,458	352,806	71,222	35,165	36,056	618,042	301,293	316,750

## Kampot

2028

Age groups	Total			Urban			Rural		
	Total	Male	Female	Total	Male	Female	Total	Male	Female
0 - 4	57,030	29,301	27,729	5,186	2,703	2,483	51,844	26,597	25,246
5 - 9	54,963	28,309	26,654	4,342	2,253	2,089	50,621	26,056	24,565
10 - 14	61,561	31,498	30,063	4,892	2,506	2,387	56,669	28,992	27,677
15 - 19	62,306	32,386	29,920	6,247	2,993	3,254	56,059	29,393	26,666
20 - 24	58,701	30,160	28,542	7,760	3,903	3,857	50,942	26,257	24,685
25 - 29	48,801	23,881	24,920	6,543	3,215	3,329	42,258	20,666	21,592
30 - 34	46,740	22,533	24,207	5,490	2,830	2,661	41,250	19,703	21,546
35 - 39	53,919	26,314	27,605	5,593	2,879	2,714	48,326	23,436	24,890
40 - 44	47,197	22,860	24,337	4,562	2,366	2,196	42,636	20,495	22,141
45 - 49	51,790	25,301	26,489	4,899	2,454	2,446	46,891	22,847	24,043
50 - 54	31,146	15,069	16,078	3,751	1,905	1,846	27,396	13,164	14,232
55 - 59	32,637	15,589	17,048	3,801	1,987	1,814	28,836	13,602	15,234
60 - 64	27,469	12,314	15,155	3,068	1,394	1,674	24,401	10,920	13,481
65 - 69	23,974	10,564	13,410	2,386	1,074	1,312	21,589	9,491	12,098
70 - 74	16,760	6,385	10,375	1,588	570	1,018	15,172	5,815	9,357
75-79	13,503	5,201	8,302	1,042	351	691	12,461	4,850	7,611
80+	9,625	3,411	6,214	1,019	296	723	8,606	3,115	5,491
Total	698,126	341,077	357,049	72,171	35,677	36,494	625,955	305,400	320,555

## Kampot

2029

Age groups	Total			Urban			Rural		
	Total	Male	Female	Total	Male	Female	Total	Male	Female
0 - 4	56,295	28,932	27,364	5,117	2,667	2,450	51,179	26,265	24,914
5 - 9	57,323	29,540	27,784	4,526	2,349	2,177	52,797	27,191	25,606
10 - 14	59,128	30,256	28,872	4,696	2,405	2,291	54,432	27,851	26,581
15 - 19	61,123	31,769	29,354	6,125	2,934	3,192	54,997	28,835	26,162
20 - 24	59,304	30,520	28,784	7,835	3,946	3,889	51,469	26,575	24,895
25 - 29	50,569	24,909	25,660	6,776	3,350	3,426	43,793	21,559	22,234
30 - 34	45,915	22,184	23,730	5,391	2,783	2,607	40,524	19,401	21,123
35 - 39	54,045	26,365	27,680	5,602	2,881	2,721	48,442	23,483	24,959
40 - 44	47,003	22,725	24,278	4,539	2,349	2,190	42,463	20,375	22,088
45 - 49	55,409	27,086	28,323	5,238	2,624	2,614	50,171	24,462	25,709
50 - 54	32,716	15,877	16,838	3,938	2,005	1,933	28,778	13,872	14,906
55 - 59	32,651	15,707	16,944	3,803	2,001	1,802	28,848	13,707	15,141
60 - 64	27,941	12,541	15,400	3,119	1,418	1,701	24,822	11,123	13,699
65 - 69	25,080	11,208	13,872	2,494	1,138	1,356	22,585	10,069	12,516
70 - 74	17,748	6,872	10,876	1,679	613	1,066	16,069	6,259	9,810
75-79	14,357	5,506	8,851	1,108	371	737	13,249	5,135	8,114
80+	10,225	3,619	6,606	1,469	701	769	8,756	2,918	5,837
Total	706,832	345,618	361,215	73,457	36,536	36,921	633,376	309,081	324,294

## Kampot

2030

Age groups	Total			Urban			Rural		
	Total	Male	Female	Total	Male	Female	Total	Male	Female
0 - 4	55,537	28,551	26,986	5,046	2,631	2,415	50,491	25,920	24,571
5 - 9	56,360	29,053	27,307	4,449	2,310	2,139	51,911	26,743	25,168
10 - 14	59,459	30,433	29,026	4,721	2,418	2,303	54,739	28,015	26,724
15 - 19	61,094	31,760	29,334	6,120	2,932	3,188	54,974	28,828	26,145
20 - 24	58,859	30,325	28,534	7,774	3,919	3,854	51,085	26,406	24,679
25 - 29	52,540	26,017	26,522	7,101	3,562	3,539	45,439	22,455	22,983
30 - 34	45,904	22,294	23,611	5,389	2,796	2,593	40,515	19,498	21,017
35 - 39	53,168	25,904	27,264	5,509	2,830	2,679	47,659	23,074	24,585
40 - 44	47,585	22,988	24,597	4,614	2,376	2,238	42,971	20,612	22,359
45 - 49	57,068	27,879	29,189	5,393	2,700	2,693	51,675	25,179	26,496
50 - 54	36,297	17,699	18,599	4,368	2,234	2,134	31,929	15,464	16,465
55 - 59	31,948	15,431	16,517	3,721	1,965	1,756	28,227	13,466	14,761
60 - 64	28,622	12,934	15,688	3,194	1,462	1,731	25,428	11,472	13,957
65 - 69	25,885	11,623	14,262	2,573	1,180	1,393	23,312	10,443	12,869
70 - 74	18,970	7,553	11,417	1,791	674	1,118	17,179	6,879	10,299
75-79	15,141	5,758	9,383	1,169	388	781	13,972	5,370	8,602
80+	10,920	3,866	7,055	1,568	748	820	9,352	3,118	6,234
Total	715,356	350,068	365,288	74,499	37,126	37,373	640,858	312,942	327,916

**Kandal**

2019

Age groups	Total			Urban			Rural		
	Total	Male	Female	Total	Male	Female	Total	Male	Female
0 - 4	114,261	58,341	55,920	73,381	37,456	35,925	40,880	20,885	19,995
5 - 9	107,534	54,812	52,722	68,382	34,861	33,520	39,152	19,951	19,201
10 - 14	122,897	63,173	59,724	78,597	40,202	38,395	44,300	22,970	21,330
15 - 19	107,880	54,350	53,530	70,763	35,642	35,122	37,116	18,708	18,408
20 - 24	103,036	50,378	52,658	70,026	33,922	36,104	33,010	16,456	16,554
25 - 29	119,729	58,799	60,929	82,516	40,231	42,286	37,213	18,569	18,644
30 - 34	108,112	53,408	54,704	74,150	36,478	37,671	33,962	16,930	17,032
35 - 39	110,831	54,152	56,679	75,794	36,810	38,984	35,037	17,343	17,695
40 - 44	61,160	29,532	31,628	39,604	19,317	20,287	21,556	10,215	11,341
45 - 49	59,955	28,952	31,003	36,959	17,936	19,023	22,996	11,016	11,980
50 - 54	54,038	24,400	29,638	32,673	14,821	17,851	21,366	9,579	11,786
55 - 59	50,236	22,587	27,649	30,643	13,816	16,827	19,593	8,771	10,822
60 - 64	38,619	14,997	23,622	23,646	9,274	14,373	14,973	5,723	9,250
65 - 69	31,440	12,246	19,194	18,946	7,359	11,587	12,493	4,887	7,607
70 - 74	23,099	9,265	13,834	13,670	5,267	8,402	9,429	3,998	5,432
75-79	13,893	5,570	8,323	8,383	3,253	5,130	5,511	2,317	3,194
80+	15,535	5,940	9,595	9,006	3,435	5,571	6,529	2,505	4,025
Total	1,242,255	600,903	641,353	807,139	390,081	417,059	435,116	210,822	224,294

**Kandal**

2020

Age groups	Total			Urban			Rural		
	Total	Male	Female	Total	Male	Female	Total	Male	Female
0 - 4	114,948	58,702	56,246	67,579	34,946	32,633	47,369	23,756	23,613
5 - 9	107,535	54,817	52,718	60,135	31,660	28,475	47,400	23,157	24,243
10 - 14	122,030	62,786	59,244	73,151	38,546	34,605	48,879	24,240	24,639
15 - 19	112,107	56,766	55,341	77,696	38,755	38,941	34,410	18,010	16,400
20 - 24	103,015	50,616	52,399	77,113	37,301	39,812	25,902	13,316	12,586
25 - 29	117,775	57,755	60,020	84,124	41,057	43,067	33,651	16,698	16,953
30 - 34	109,421	54,002	55,419	68,811	34,472	34,339	40,610	19,530	21,080
35 - 39	114,094	55,702	58,393	72,177	35,995	36,182	41,917	19,707	22,211
40 - 44	67,775	32,875	34,901	43,893	22,200	21,693	23,882	10,675	13,208
45 - 49	58,565	28,389	30,176	37,500	18,684	18,816	21,065	9,705	11,360
50 - 54	55,183	25,077	30,106	38,281	17,957	20,325	16,901	7,120	9,781
55 - 59	51,592	23,303	28,288	35,031	16,417	18,614	16,561	6,886	9,674
60 - 64	40,911	16,319	24,592	25,178	10,167	15,011	15,733	6,152	9,580
65 - 69	32,669	12,626	20,043	18,470	6,883	11,587	14,200	5,743	8,456
70 - 74	24,487	9,805	14,682	13,578	5,167	8,412	10,909	4,638	6,270
75-79	14,672	5,969	8,704	8,212	2,992	5,220	6,460	2,977	3,484
80+	15,520	5,868	9,653	9,267	3,321	5,945	6,254	2,547	3,707
Total	1,262,299	611,376	650,923	810,195	396,519	413,676	452,103	214,856	237,247

## Kandal

2021

Age groups	Total			Urban			Rural		
	Total	Male	Female	Total	Male	Female	Total	Male	Female
0 - 4	113,996	58,218	55,778	67,033	34,666	32,367	46,963	23,552	23,411
5 - 9	109,570	55,873	53,697	62,401	32,277	30,123	47,169	23,595	23,574
10 - 14	119,130	61,315	57,815	73,042	37,651	35,390	46,088	23,664	22,424
15 - 19	116,763	59,357	57,406	82,784	40,534	42,250	33,979	18,823	15,157
20 - 24	104,541	51,733	52,808	78,259	38,133	40,126	26,282	13,600	12,682
25 - 29	114,189	55,878	58,310	81,572	39,733	41,839	32,617	16,145	16,471
30 - 34	112,029	55,281	56,747	70,458	35,297	35,161	41,570	19,984	21,586
35 - 39	114,155	55,629	58,526	72,221	35,956	36,265	41,934	19,673	22,261
40 - 44	77,487	37,759	39,729	50,194	25,503	24,691	27,294	12,256	15,038
45 - 49	56,219	27,293	28,927	36,001	17,966	18,035	20,219	9,327	10,891
50 - 54	56,686	26,022	30,664	39,331	18,637	20,694	17,355	7,385	9,969
55 - 59	52,456	23,646	28,810	35,620	16,661	18,958	16,836	6,985	9,851
60 - 64	43,611	17,975	25,636	26,824	11,201	15,623	16,787	6,774	10,013
65 - 69	33,801	12,935	20,866	19,118	7,053	12,065	14,683	5,883	8,801
70 - 74	26,095	10,464	15,631	14,469	5,515	8,954	11,626	4,949	6,676
75-79	15,405	6,253	9,152	8,848	3,360	5,488	6,557	2,893	3,664
80+	15,790	5,995	9,795	9,427	3,394	6,033	6,363	2,602	3,762
Total	1,281,923	621,626	660,297	827,601	403,536	424,065	454,322	218,090	236,232

## Kandal

2022

Age groups	Total			Urban			Rural		
	Total	Male	Female	Total	Male	Female	Total	Male	Female
0 - 4	112,558	57,481	55,077	66,183	34,231	31,952	46,375	23,250	23,125
5 - 9	112,417	57,351	55,066	64,018	33,136	30,882	48,398	24,215	24,184
10 - 14	115,157	59,266	55,891	70,602	36,400	34,202	44,555	22,866	21,689
15 - 19	121,123	61,751	59,371	85,859	42,175	43,684	35,264	19,576	15,688
20 - 24	107,344	53,551	53,793	80,339	39,473	40,867	27,005	14,078	12,926
25 - 29	109,932	53,689	56,244	78,520	38,175	40,345	31,412	15,514	15,898
30 - 34	115,039	56,781	58,258	70,455	34,368	36,088	44,583	22,413	22,170
35 - 39	112,293	54,584	57,709	64,640	28,890	35,750	47,653	25,694	21,959
40 - 44	88,507	43,282	45,225	65,753	37,660	28,093	22,754	5,622	17,132
45 - 49	54,111	26,278	27,834	31,246	17,301	13,945	22,866	8,977	13,889
50 - 54	58,148	26,998	31,150	40,343	19,338	21,005	17,805	7,660	10,145
55 - 59	53,033	23,783	29,250	36,004	16,760	19,244	17,029	7,023	10,006
60 - 64	46,442	19,747	26,695	28,542	12,305	16,237	17,901	7,442	10,458
65 - 69	35,000	13,307	21,693	19,796	7,255	12,541	15,204	6,052	9,152
70 - 74	27,813	11,175	16,638	15,417	5,889	9,527	12,396	5,286	7,110
75-79	16,191	6,511	9,680	9,300	3,498	5,802	6,891	3,013	3,878
80+	16,225	6,220	10,005	9,682	3,521	6,161	6,543	2,699	3,844
Total	1,301,335	631,755	669,580	836,698	410,373	426,325	464,636	221,382	243,255



## Kandal

2023

Age groups	Total			Urban			Rural		
	Total	Male	Female	Total	Male	Female	Total	Male	Female
0 - 4	112,475	57,440	55,035	66,176	34,236	31,940	46,299	23,203	23,096
5 - 9	113,633	57,993	55,641	64,752	33,536	31,216	48,881	24,457	24,424
10 - 14	111,518	57,377	54,141	68,410	35,267	33,143	43,108	22,110	20,999
15 - 19	124,248	63,476	60,773	88,125	43,392	44,733	36,124	20,084	16,040
20 - 24	110,955	55,777	55,178	83,098	41,158	41,940	27,857	14,619	13,238
25 - 29	106,371	51,922	54,448	76,033	36,959	39,074	30,337	14,963	15,374
30 - 34	117,114	57,805	59,308	73,700	36,947	36,753	43,413	20,858	22,555
35 - 39	110,438	53,545	56,893	69,903	34,643	35,260	40,535	18,901	21,633
40 - 44	98,313	48,173	50,139	63,722	32,567	31,155	34,591	15,606	18,985
45 - 49	53,866	26,186	27,680	31,125	17,253	13,872	22,741	8,933	13,808
50 - 54	59,016	27,671	31,345	40,973	19,837	21,136	18,044	7,834	10,209
55 - 59	53,629	23,962	29,667	36,427	16,900	19,527	17,202	7,062	10,140
60 - 64	49,038	21,345	27,693	30,140	13,313	16,827	18,898	8,032	10,866
65 - 69	36,504	13,926	22,578	20,654	7,600	13,054	15,850	6,326	9,523
70 - 74	29,516	11,855	17,661	16,368	6,253	10,115	13,148	5,602	7,545
75-79	17,117	6,816	10,302	9,840	3,665	6,175	7,277	3,151	4,127
80+	16,756	6,481	10,274	10,001	3,671	6,329	6,755	2,810	3,945
Total	1,320,505	641,749	678,757	849,447	417,198	432,249	471,058	224,551	246,507

## Kandal

2024

Age groups	Total			Urban			Rural		
	Total	Male	Female	Total	Male	Female	Total	Male	Female
0 - 4	117,293	59,921	57,372	69,073	35,742	33,331	48,220	24,179	24,042
5 - 9	109,137	55,695	53,442	62,245	32,231	30,014	46,892	23,464	23,428
10 - 14	109,395	56,269	53,126	67,166	34,612	32,555	42,229	21,657	20,571
15 - 19	125,512	64,212	61,300	89,099	43,929	45,170	36,413	20,283	16,129
20 - 24	114,954	58,157	56,797	86,171	42,948	43,223	28,783	15,209	13,574
25 - 29	104,470	51,097	53,373	74,746	36,400	38,345	29,725	14,697	15,028
30 - 34	117,353	57,887	59,466	73,919	37,028	36,890	43,434	20,859	22,575
35 - 39	109,941	53,198	56,744	69,649	34,445	35,205	40,292	18,753	21,539
40 - 44	105,131	51,538	53,593	68,204	34,868	33,336	36,927	16,670	20,257
45 - 49	56,527	27,558	28,969	36,248	18,171	18,077	20,278	9,387	10,891
50 - 54	58,973	27,843	31,130	40,983	19,975	21,009	17,990	7,868	10,122
55 - 59	54,442	24,347	30,095	37,012	17,185	19,828	17,430	7,163	10,267
60 - 64	51,146	22,571	28,575	31,452	14,088	17,364	19,694	8,483	11,211
65 - 69	38,448	14,899	23,549	21,756	8,136	13,620	16,691	6,763	9,929
70 - 74	31,118	12,450	18,668	17,271	6,571	10,700	13,847	5,879	7,967
75-79	18,237	7,213	11,023	10,494	3,881	6,613	7,743	3,332	4,410
80+	17,345	6,748	10,597	10,359	3,825	6,535	6,986	2,923	4,062
Total	1,339,422	651,604	687,818	865,849	424,034	441,815	473,573	227,570	246,003

**Kandal**

2025

Age groups	Total			Urban			Rural		
	Total	Male	Female	Total	Male	Female	Total	Male	Female
0 - 4	115,373	58,946	56,427	67,984	35,188	32,796	47,389	23,759	23,630
5 - 9	109,801	56,037	53,764	62,662	32,453	30,208	47,139	23,583	23,556
10 - 14	109,398	56,266	53,131	67,207	34,635	32,572	42,191	21,631	20,560
15 - 19	124,630	63,815	60,816	88,526	43,691	44,835	36,104	20,124	15,980
20 - 24	119,482	60,752	58,730	89,622	44,902	44,720	29,860	15,851	14,010
25 - 29	104,485	51,355	53,130	74,806	36,614	38,192	29,679	14,741	14,938
30 - 34	115,484	56,880	58,604	72,786	36,413	36,373	42,698	20,467	22,231
35 - 39	111,326	53,813	57,513	70,569	34,871	35,699	40,757	18,943	21,814
40 - 44	108,288	53,039	55,249	70,292	35,911	34,380	37,996	17,128	20,868
45 - 49	62,697	30,702	31,995	40,235	20,260	19,975	22,462	10,442	12,020
50 - 54	57,671	27,330	30,341	40,103	19,622	20,481	17,568	7,708	9,860
55 - 59	55,697	25,068	30,628	37,888	17,707	20,181	17,808	7,362	10,447
60 - 64	52,665	23,347	29,318	32,399	14,583	17,817	20,266	8,764	11,501
65 - 69	40,915	16,292	24,623	23,135	8,903	14,232	17,780	7,389	10,391
70 - 74	32,571	12,926	19,645	18,089	6,826	11,263	14,482	6,100	8,382
75-79	19,568	7,723	11,846	11,265	4,157	7,108	8,303	3,565	4,738
80+	18,027	7,028	10,999	10,770	3,986	6,784	7,257	3,042	4,214
Total	1,358,077	661,319	696,758	878,338	430,721	447,617	479,739	230,598	249,141

**Kandal**

2026

Age groups	Total			Urban			Rural		
	Total	Male	Female	Total	Male	Female	Total	Male	Female
0 - 4	113,800	58,148	55,652	67,110	34,740	32,370	46,690	23,408	23,282
5 - 9	108,892	55,566	53,326	62,191	32,208	29,983	46,701	23,358	23,343
10 - 14	111,463	57,338	54,125	68,526	35,323	33,203	42,937	22,015	20,922
15 - 19	121,665	62,310	59,354	86,489	42,697	43,792	35,175	19,613	15,562
20 - 24	124,460	63,530	60,930	94,908	46,997	47,911	29,552	16,532	13,020
25 - 29	106,059	52,497	53,562	76,002	37,463	38,539	30,058	15,035	15,023
30 - 34	112,002	55,044	56,958	70,648	35,270	35,379	41,353	19,774	21,579
35 - 39	114,023	55,105	58,918	72,338	35,739	36,599	41,685	19,366	22,319
40 - 44	108,396	52,989	55,407	70,413	35,909	34,505	37,982	17,080	20,902
45 - 49	71,731	35,284	36,447	46,077	23,305	22,772	25,654	11,979	13,675
50 - 54	55,417	26,298	29,119	38,565	18,897	19,669	16,852	7,401	9,451
55 - 59	57,301	26,052	31,249	39,012	18,417	20,595	18,289	7,635	10,654
60 - 64	53,673	23,744	29,929	33,043	14,842	18,201	20,630	8,902	11,728
65 - 69	43,782	18,018	25,764	24,734	9,853	14,880	19,048	8,164	10,884
70 - 74	33,920	13,324	20,596	18,854	7,041	11,813	15,066	6,283	8,783
75-79	21,076	8,325	12,751	12,140	4,485	7,655	8,937	3,841	5,096
80+	18,836	7,337	11,499	11,259	4,163	7,096	7,577	3,174	4,403
Total	1,376,495	670,910	705,585	892,309	437,349	454,960	484,186	233,560	250,625

**Kandal**

2027

Age groups	Total			Urban			Rural		
	Total	Male	Female	Total	Male	Female	Total	Male	Female
0 - 4	112,300	57,385	54,915	66,262	34,314	31,948	46,037	23,070	22,967
5 - 9	107,517	54,854	52,663	61,439	31,823	29,617	46,077	23,031	23,046
10 - 14	114,352	58,841	55,511	70,340	36,280	34,060	44,012	22,561	21,451
15 - 19	117,602	60,218	57,384	83,648	41,301	42,347	33,954	18,918	15,037
20 - 24	129,119	66,095	63,024	96,990	48,942	48,048	32,129	17,153	14,976
25 - 29	108,926	54,349	54,577	78,102	38,822	39,281	30,824	15,528	15,296
30 - 34	107,856	52,896	54,959	68,068	33,925	34,142	39,788	18,971	20,817
35 - 39	117,126	56,614	60,512	74,346	36,751	37,595	42,781	19,863	22,918
40 - 44	106,673	52,009	54,664	69,326	35,277	34,048	37,348	16,732	20,615
45 - 49	81,979	40,464	41,516	52,697	26,752	25,944	29,283	13,711	15,571
50 - 54	53,392	25,343	28,049	37,175	18,227	18,948	16,216	7,116	9,101
55 - 59	58,860	27,065	31,795	40,098	19,150	20,948	18,762	7,915	10,847
60 - 64	54,385	23,933	30,452	33,498	14,972	18,526	20,887	8,961	11,926
65 - 69	46,784	19,863	26,920	26,400	10,871	15,528	20,384	8,992	11,392
70 - 74	35,342	13,790	21,552	19,653	7,293	12,361	15,689	6,498	9,191
75-79	22,686	8,973	13,713	13,070	4,837	8,233	9,616	4,136	5,480
80+	19,790	7,690	12,100	11,833	4,367	7,467	7,957	3,324	4,633
Total	1,394,688	680,383	714,305	902,945	443,904	459,041	491,744	236,479	255,265

**Kandal**

2028

Age groups	Total			Urban			Rural		
	Total	Male	Female	Total	Male	Female	Total	Male	Female
0 - 4	110,863	56,654	54,210	65,460	33,908	31,552	45,404	22,746	22,658
5 - 9	107,447	54,812	52,634	61,441	31,827	29,613	46,006	22,985	23,021
10 - 14	115,594	59,494	56,100	71,149	36,714	34,435	44,445	22,779	21,665
15 - 19	113,892	58,297	55,595	81,066	40,020	41,046	32,826	18,277	14,549
20 - 24	132,470	67,947	64,523	99,582	50,364	49,218	32,888	17,583	15,305
25 - 29	112,618	56,620	55,999	80,811	40,483	40,328	31,807	16,136	15,671
30 - 34	104,393	51,167	53,225	65,929	32,848	33,080	38,464	18,319	20,145
35 - 39	119,283	57,652	61,631	75,766	37,460	38,306	43,517	20,192	23,325
40 - 44	104,960	51,038	53,922	68,251	34,651	33,601	36,708	16,387	20,321
45 - 49	91,116	45,058	46,058	58,614	29,819	28,795	32,501	15,239	17,262
50 - 54	53,205	25,279	27,926	37,069	18,197	18,872	16,136	7,081	9,054
55 - 59	59,817	27,775	32,042	40,779	19,670	21,109	19,038	8,105	10,933
60 - 64	55,116	24,165	30,951	33,969	15,130	18,839	21,147	9,035	12,112
65 - 69	49,557	21,540	28,017	27,947	11,799	16,148	21,611	9,742	11,869
70 - 74	37,079	14,519	22,560	20,626	7,684	12,942	16,453	6,835	9,618
75-79	24,295	9,599	14,696	14,003	5,178	8,825	10,292	4,421	5,871
80+	20,914	8,107	12,807	12,511	4,606	7,904	8,404	3,501	4,903
Total	1,412,620	689,723	722,896	914,972	450,358	464,614	497,648	239,365	258,283

**Kandal**

2029

Age groups	Total			Urban			Rural		
	Total	Male	Female	Total	Male	Female	Total	Male	Female
0 - 4	109,465	55,943	53,522	64,575	33,409	31,166	44,890	22,534	22,356
5 - 9	112,091	57,197	54,894	64,038	33,139	30,898	48,053	24,058	23,995
10 - 14	111,055	57,151	53,904	68,292	35,191	33,101	42,763	21,959	20,803
15 - 19	111,759	57,188	54,570	79,479	39,170	40,309	32,279	18,018	14,261
20 - 24	133,866	68,762	65,104	100,536	50,847	49,690	33,330	17,916	15,414
25 - 29	116,730	59,061	57,669	83,685	42,129	41,556	33,045	16,932	16,113
30 - 34	102,578	50,378	52,200	64,724	32,264	32,461	37,854	18,114	19,740
35 - 39	119,594	57,765	61,829	75,890	37,444	38,446	43,704	20,322	23,382
40 - 44	104,555	50,738	53,818	67,915	34,364	33,551	36,640	16,373	20,267
45 - 49	97,509	48,240	49,269	62,664	31,847	30,817	34,846	16,393	18,453
50 - 54	55,901	26,637	29,264	38,913	19,131	19,782	16,988	7,506	9,482
55 - 59	59,859	27,987	31,872	40,774	19,776	20,999	19,085	8,212	10,873
60 - 64	56,078	24,611	31,466	34,534	15,376	19,158	21,544	9,236	12,308
65 - 69	51,857	22,853	29,003	29,203	12,492	16,711	22,654	10,362	12,292
70 - 74	39,276	15,628	23,648	21,827	8,255	13,572	17,449	7,373	10,076
75-79	25,839	10,163	15,676	14,888	5,472	9,416	10,951	4,691	6,260
80+	22,226	8,603	13,622	15,013	6,604	8,409	7,213	2,000	5,213
Total	1,430,237	698,906	731,331	926,950	456,909	470,041	503,287	241,997	261,290

**Kandal**

2030

Age groups	Total			Urban			Rural		
	Total	Male	Female	Total	Male	Female	Total	Male	Female
0 - 4	108,047	55,219	52,828	63,771	33,001	30,770	44,276	22,218	22,058
5 - 9	110,265	56,266	53,999	63,025	32,624	30,402	47,239	23,642	23,597
10 - 14	111,736	57,497	54,239	68,742	35,429	33,313	42,994	22,068	20,926
15 - 19	111,764	57,185	54,580	79,523	39,197	40,326	32,241	17,988	14,253
20 - 24	132,931	68,338	64,593	99,890	50,574	49,316	33,041	17,764	15,277
25 - 29	121,342	61,701	59,641	87,845	44,852	42,993	33,498	16,850	16,648
30 - 34	102,608	50,637	51,971	64,785	32,455	32,330	37,823	18,182	19,641
35 - 39	117,715	56,769	60,946	74,732	36,825	37,907	42,982	19,943	23,039
40 - 44	105,906	51,337	54,570	69,137	34,795	34,342	36,769	16,541	20,228
45 - 49	100,481	49,662	50,819	64,601	32,810	31,791	35,880	16,853	19,028
50 - 54	62,053	29,698	32,354	43,216	21,345	21,871	18,837	8,354	10,483
55 - 59	58,601	27,500	31,100	39,935	19,445	20,490	18,665	8,055	10,610
60 - 64	57,473	25,388	32,085	35,401	15,872	19,530	22,072	9,516	12,556
65 - 69	53,549	23,706	29,843	30,159	12,966	17,193	23,390	10,739	12,650
70 - 74	42,001	17,180	24,821	23,329	9,080	14,249	18,672	8,100	10,572
75-79	27,264	10,630	16,633	15,718	5,727	9,991	11,546	4,903	6,642
80+	23,749	9,192	14,557	15,643	6,656	8,987	8,106	2,536	5,570
Total	1,447,485	707,905	739,580	939,454	463,653	475,800	508,031	244,252	263,779

## Koh Kong

2019

Age groups	Total			Urban			Rural		
	Total	Male	Female	Total	Male	Female	Total	Male	Female
0 - 4	12,385	6,182	6,203	5,193	2,589	2,605	7,192	3,594	3,598
5 - 9	12,464	6,362	6,102	4,932	2,517	2,414	7,533	3,845	3,688
10 - 14	13,765	7,089	6,676	5,562	2,842	2,719	8,204	4,247	3,957
15 - 19	12,247	6,404	5,842	5,778	2,893	2,885	6,469	3,511	2,957
20 - 24	11,572	5,816	5,756	6,262	3,037	3,225	5,310	2,779	2,531
25 - 29	12,957	6,470	6,487	6,750	3,345	3,404	6,207	3,125	3,083
30 - 34	11,280	5,770	5,510	5,445	2,746	2,699	5,835	3,024	2,812
35 - 39	10,414	5,356	5,058	4,934	2,527	2,407	5,481	2,830	2,651
40 - 44	5,523	2,849	2,674	2,800	1,445	1,355	2,723	1,404	1,319
45 - 49	6,719	3,383	3,335	3,208	1,679	1,529	3,510	1,704	1,806
50 - 54	6,457	3,312	3,145	3,005	1,547	1,458	3,452	1,765	1,687
55 - 59	5,531	2,854	2,677	2,564	1,297	1,267	2,966	1,557	1,410
60 - 64	3,529	1,590	1,939	1,682	764	918	1,847	826	1,021
65 - 69	2,328	1,010	1,318	1,096	449	646	1,233	561	672
70 - 74	1,315	470	845	586	210	376	729	260	469
75-79	916	382	534	341	148	193	575	234	341
80+	761	254	507	279	85	195	481	169	312
Total	130,164	65,554	64,610	60,417	30,121	30,297	69,746	35,433	34,313

## Koh Kong

2020

Age groups	Total			Urban			Rural		
	Total	Male	Female	Total	Male	Female	Total	Male	Female
0 - 4	12,484	6,227	6,257	4,748	2,393	2,355	7,736	3,834	3,902
5 - 9	12,489	6,369	6,119	4,307	2,266	2,041	8,182	4,104	4,078
10 - 14	13,695	7,053	6,642	5,140	2,700	2,439	8,555	4,353	4,202
15 - 19	12,751	6,696	6,055	6,301	3,117	3,184	6,450	3,579	2,871
20 - 24	11,592	5,850	5,742	6,849	3,309	3,540	4,743	2,541	2,202
25 - 29	12,770	6,362	6,409	6,834	3,383	3,451	5,936	2,979	2,958
30 - 34	11,439	5,840	5,599	5,020	2,572	2,448	6,419	3,269	3,151
35 - 39	10,742	5,515	5,226	4,672	2,448	2,223	6,070	3,067	3,003
40 - 44	6,133	3,175	2,957	3,088	1,646	1,442	3,045	1,529	1,515
45 - 49	6,576	3,321	3,255	3,239	1,733	1,505	3,337	1,588	1,749
50 - 54	6,606	3,407	3,199	3,509	1,857	1,652	3,097	1,550	1,546
55 - 59	5,691	2,947	2,744	2,922	1,527	1,395	2,768	1,420	1,348
60 - 64	3,746	1,732	2,014	1,784	830	954	1,961	902	1,060
65 - 69	2,424	1,043	1,381	1,060	417	643	1,364	626	738
70 - 74	1,397	498	899	579	204	375	818	294	524
75-79	969	410	559	330	135	195	639	275	364
80+	761	251	511	288	81	207	474	170	304
Total	132,264	66,696	65,568	60,669	30,618	30,051	71,595	36,079	35,517

## Koh Kong

2021

Age groups	Total			Urban			Rural		
	Total	Male	Female	Total	Male	Female	Total	Male	Female
0 - 4	12,407	6,183	6,224	4,714	2,375	2,339	7,693	3,808	3,885
5 - 9	12,752	6,499	6,252	4,473	2,311	2,162	8,279	4,189	4,090
10 - 14	13,397	6,896	6,502	5,137	2,639	2,498	8,260	4,257	4,004
15 - 19	13,309	7,009	6,299	6,720	3,261	3,459	6,588	3,748	2,840
20 - 24	11,788	5,986	5,803	6,957	3,384	3,572	4,832	2,601	2,230
25 - 29	12,407	6,162	6,246	6,632	3,275	3,357	5,775	2,887	2,889
30 - 34	11,736	5,985	5,751	5,145	2,634	2,510	6,592	3,351	3,241
35 - 39	10,770	5,515	5,256	4,678	2,447	2,232	6,092	3,068	3,024
40 - 44	7,026	3,651	3,375	3,535	1,892	1,644	3,491	1,760	1,731
45 - 49	6,326	3,197	3,129	3,112	1,667	1,445	3,213	1,529	1,684
50 - 54	6,800	3,540	3,260	3,613	1,928	1,685	3,188	1,612	1,576
55 - 59	5,798	2,994	2,804	2,974	1,550	1,423	2,825	1,443	1,381
60 - 64	4,001	1,910	2,092	1,909	915	995	2,092	995	1,097
65 - 69	2,513	1,070	1,444	1,097	427	670	1,416	642	773
70 - 74	1,492	532	960	618	218	399	874	314	560
75-79	1,020	430	590	357	152	205	663	278	384
80+	776	257	520	293	83	210	483	174	309
Total	134,320	67,815	66,506	61,965	31,160	30,806	72,355	36,655	35,700

## Koh Kong

2022

Age groups	Total			Urban			Rural		
	Total	Male	Female	Total	Male	Female	Total	Male	Female
0 - 4	12,277	6,112	6,165	4,657	2,343	2,314	7,620	3,769	3,851
5 - 9	13,111	6,679	6,432	4,592	2,369	2,222	8,520	4,310	4,210
10 - 14	12,978	6,673	6,305	4,968	2,548	2,420	8,010	4,125	3,885
15 - 19	13,835	7,301	6,534	6,974	3,389	3,585	6,861	3,912	2,949
20 - 24	12,131	6,204	5,927	7,146	3,499	3,647	4,985	2,704	2,280
25 - 29	11,971	5,928	6,043	6,388	3,143	3,245	5,583	2,784	2,798
30 - 34	12,078	6,155	5,922	5,144	2,562	2,582	6,933	3,593	3,340
35 - 39	10,617	5,418	5,200	4,169	1,964	2,205	6,449	3,454	2,995
40 - 44	8,043	4,190	3,852	4,664	2,790	1,874	3,378	1,400	1,978
45 - 49	6,102	3,081	3,020	2,724	1,604	1,120	3,378	1,478	1,900
50 - 54	6,991	3,677	3,314	3,712	1,999	1,714	3,278	1,679	1,600
55 - 59	5,875	3,015	2,860	3,006	1,558	1,448	2,869	1,457	1,412
60 - 64	4,270	2,100	2,170	2,040	1,004	1,036	2,230	1,097	1,134
65 - 69	2,608	1,102	1,506	1,137	439	699	1,471	663	808
70 - 74	1,593	569	1,024	659	233	426	935	336	598
75-79	1,074	449	626	376	158	218	699	291	408
80+	799	266	533	301	86	215	498	181	318
Total	136,354	68,920	67,435	62,657	31,687	30,970	73,697	37,232	36,465

## Koh Kong

2023

Age groups	Total			Urban			Rural		
	Total	Male	Female	Total	Male	Female	Total	Male	Female
0 - 4	12,294	6,116	6,178	4,662	2,346	2,317	7,632	3,770	3,862
5 - 9	13,282	6,763	6,519	4,650	2,401	2,249	8,632	4,362	4,270
10 - 14	12,595	6,469	6,126	4,820	2,472	2,348	7,776	3,997	3,778
15 - 19	14,223	7,515	6,708	7,167	3,491	3,676	7,056	4,024	3,032
20 - 24	12,566	6,470	6,096	7,400	3,653	3,748	5,165	2,817	2,348
25 - 29	11,608	5,740	5,868	6,193	3,046	3,147	5,415	2,694	2,721
30 - 34	12,322	6,275	6,047	5,391	2,757	2,634	6,931	3,517	3,414
35 - 39	10,465	5,322	5,143	4,535	2,357	2,178	5,930	2,964	2,965
40 - 44	8,953	4,670	4,283	4,497	2,415	2,082	4,456	2,255	2,201
45 - 49	6,087	3,075	3,012	2,717	1,601	1,115	3,370	1,473	1,897
50 - 54	7,111	3,774	3,337	3,779	2,052	1,727	3,331	1,721	1,610
55 - 59	5,954	3,042	2,912	3,044	1,573	1,471	2,910	1,469	1,441
60 - 64	4,519	2,273	2,245	2,162	1,087	1,075	2,356	1,186	1,170
65 - 69	2,726	1,154	1,572	1,188	460	728	1,538	694	843
70 - 74	1,695	604	1,090	700	247	453	994	357	637
75-79	1,138	470	668	398	166	232	741	304	436
80+	827	278	549	311	90	221	516	188	328
Total	138,363	70,010	68,353	63,615	32,214	31,400	74,748	37,795	36,953

## Koh Kong

2024

Age groups	Total			Urban			Rural		
	Total	Male	Female	Total	Male	Female	Total	Male	Female
0 - 4	12,849	6,390	6,459	4,867	2,449	2,418	7,982	3,942	4,040
5 - 9	12,785	6,506	6,279	4,470	2,307	2,163	8,314	4,199	4,115
10 - 14	12,383	6,355	6,028	4,733	2,425	2,307	7,650	3,929	3,721
15 - 19	14,399	7,615	6,785	7,247	3,534	3,713	7,152	4,081	3,071
20 - 24	13,047	6,757	6,290	7,675	3,811	3,864	5,373	2,946	2,426
25 - 29	11,426	5,658	5,767	6,089	3,000	3,089	5,336	2,658	2,678
30 - 34	12,374	6,294	6,081	5,408	2,763	2,644	6,967	3,531	3,436
35 - 39	10,441	5,296	5,145	4,519	2,344	2,175	5,922	2,952	2,970
40 - 44	9,595	5,004	4,591	4,814	2,586	2,228	4,781	2,419	2,363
45 - 49	6,402	3,241	3,161	3,140	1,686	1,454	3,262	1,555	1,707
50 - 54	7,121	3,804	3,318	3,784	2,066	1,717	3,338	1,737	1,600
55 - 59	6,057	3,096	2,962	3,093	1,599	1,494	2,964	1,497	1,467
60 - 64	4,723	2,408	2,315	2,260	1,150	1,110	2,463	1,258	1,205
65 - 69	2,877	1,237	1,640	1,253	493	760	1,625	744	880
70 - 74	1,790	636	1,155	739	260	479	1,051	376	675
75-79	1,215	498	717	424	176	249	791	323	468
80+	858	290	568	322	93	229	536	197	340
Total	140,345	71,085	69,260	64,838	32,742	32,095	75,507	38,343	37,165

## Koh Kong

2025

Age groups	Total			Urban			Rural		
	Total	Male	Female	Total	Male	Female	Total	Male	Female
0 - 4	12,660	6,294	6,366	4,792	2,409	2,382	7,868	3,884	3,984
5 - 9	12,884	6,553	6,331	4,502	2,322	2,180	8,382	4,231	4,151
10 - 14	12,404	6,362	6,042	4,737	2,426	2,311	7,667	3,936	3,731
15 - 19	14,322	7,576	6,746	7,203	3,513	3,690	7,119	4,063	3,056
20 - 24	13,584	7,067	6,517	7,985	3,983	4,002	5,599	3,084	2,515
25 - 29	11,447	5,693	5,753	6,097	3,016	3,080	5,350	2,677	2,673
30 - 34	12,198	6,191	6,006	5,326	2,716	2,610	6,871	3,475	3,396
35 - 39	10,590	5,363	5,227	4,580	2,371	2,208	6,010	2,992	3,019
40 - 44	9,900	5,156	4,744	4,962	2,662	2,300	4,937	2,494	2,443
45 - 49	7,113	3,615	3,498	3,488	1,879	1,609	3,625	1,736	1,889
50 - 54	6,976	3,738	3,238	3,705	2,029	1,676	3,271	1,709	1,562
55 - 59	6,207	3,191	3,016	3,170	1,647	1,523	3,038	1,544	1,493
60 - 64	4,872	2,494	2,378	2,330	1,190	1,140	2,541	1,303	1,238
65 - 69	3,067	1,354	1,713	1,334	539	795	1,734	816	918
70 - 74	1,877	661	1,216	775	270	505	1,102	391	711
75-79	1,306	534	772	455	188	267	851	346	505
80+	893	302	591	335	97	238	559	205	354
Total	142,300	72,145	70,155	65,775	33,259	32,517	76,524	38,886	37,638

## Koh Kong

2026

Age groups	Total			Urban			Rural		
	Total	Male	Female	Total	Male	Female	Total	Male	Female
0 - 4	12,507	6,216	6,291	4,729	2,378	2,352	7,777	3,838	3,939
5 - 9	12,797	6,506	6,291	4,467	2,303	2,164	8,330	4,203	4,127
10 - 14	12,658	6,490	6,167	4,830	2,473	2,357	7,828	4,017	3,811
15 - 19	14,003	7,406	6,597	7,037	3,432	3,605	6,966	3,975	2,992
20 - 24	14,172	7,399	6,773	8,455	4,167	4,289	5,717	3,232	2,485
25 - 29	11,637	5,827	5,810	6,194	3,085	3,109	5,443	2,742	2,701
30 - 34	11,848	5,998	5,850	5,169	2,629	2,540	6,679	3,369	3,310
35 - 39	10,863	5,498	5,365	4,694	2,429	2,264	6,169	3,069	3,100
40 - 44	9,925	5,157	4,768	4,970	2,660	2,309	4,955	2,497	2,458
45 - 49	8,150	4,159	3,991	3,995	2,161	1,834	4,155	1,999	2,156
50 - 54	6,713	3,601	3,112	3,563	1,953	1,610	3,150	1,648	1,503
55 - 59	6,396	3,320	3,076	3,266	1,712	1,554	3,129	1,608	1,521
60 - 64	4,973	2,539	2,434	2,376	1,211	1,165	2,597	1,328	1,269
65 - 69	3,287	1,499	1,788	1,427	596	831	1,860	904	956
70 - 74	1,958	682	1,276	808	278	530	1,150	404	746
75-79	1,409	577	833	491	203	288	918	374	544
80+	935	316	619	350	101	249	585	215	370
Total	144,230	73,191	71,039	66,821	33,770	33,050	77,409	39,421	37,988



## Koh Kong

2027

Age groups	Total			Urban			Rural		
	Total	Male	Female	Total	Male	Female	Total	Male	Female
0 - 4	12,359	6,141	6,218	4,672	2,347	2,325	7,687	3,794	3,893
5 - 9	12,653	6,430	6,223	4,416	2,274	2,141	8,237	4,155	4,082
10 - 14	13,004	6,668	6,336	4,960	2,539	2,422	8,044	4,130	3,914
15 - 19	13,555	7,166	6,389	6,809	3,317	3,492	6,745	3,848	2,897
20 - 24	14,723	7,706	7,017	8,645	4,337	4,308	6,078	3,370	2,709
25 - 29	11,968	6,039	5,929	6,369	3,195	3,175	5,599	2,845	2,754
30 - 34	11,426	5,771	5,655	4,983	2,528	2,455	6,443	3,243	3,199
35 - 39	11,174	5,655	5,519	4,827	2,497	2,330	6,348	3,159	3,189
40 - 44	9,781	5,068	4,713	4,895	2,612	2,283	4,886	2,456	2,430
45 - 49	9,328	4,775	4,552	4,572	2,479	2,093	4,755	2,297	2,459
50 - 54	6,477	3,474	3,003	3,436	1,883	1,554	3,041	1,591	1,449
55 - 59	6,579	3,453	3,126	3,363	1,779	1,584	3,216	1,674	1,542
60 - 64	5,046	2,562	2,484	2,408	1,221	1,188	2,637	1,341	1,296
65 - 69	3,518	1,655	1,863	1,526	657	869	1,991	998	993
70 - 74	2,043	707	1,336	844	288	555	1,199	418	781
75-79	1,519	622	897	529	218	310	990	404	586
80+	984	332	652	368	106	262	615	225	390
Total	146,136	74,225	71,911	67,623	34,277	33,347	78,513	39,948	38,565

## Koh Kong

2028

Age groups	Total			Urban			Rural		
	Total	Male	Female	Total	Male	Female	Total	Male	Female
0 - 4	12,217	6,069	6,148	4,617	2,318	2,299	7,601	3,751	3,849
5 - 9	12,662	6,432	6,230	4,417	2,273	2,143	8,245	4,159	4,087
10 - 14	13,163	6,749	6,414	5,018	2,567	2,451	8,145	4,182	3,963
15 - 19	13,144	6,945	6,200	6,601	3,213	3,388	6,544	3,732	2,812
20 - 24	15,125	7,931	7,195	8,877	4,460	4,418	6,248	3,471	2,777
25 - 29	12,390	6,298	6,092	6,592	3,329	3,262	5,799	2,969	2,830
30 - 34	11,074	5,588	5,485	4,827	2,446	2,381	6,247	3,142	3,104
35 - 39	11,395	5,765	5,630	4,920	2,543	2,376	6,476	3,222	3,254
40 - 44	9,637	4,978	4,658	4,819	2,564	2,255	4,818	2,414	2,403
45 - 49	10,381	5,323	5,058	5,087	2,761	2,326	5,294	2,562	2,732
50 - 54	6,463	3,469	2,994	3,427	1,879	1,549	3,036	1,590	1,445
55 - 59	6,695	3,548	3,148	3,424	1,826	1,598	3,271	1,721	1,550
60 - 64	5,120	2,590	2,531	2,442	1,233	1,209	2,678	1,357	1,322
65 - 69	3,731	1,797	1,934	1,617	713	905	2,114	1,084	1,030
70 - 74	2,146	745	1,401	886	303	582	1,261	441	819
75-79	1,629	666	963	567	234	333	1,062	433	629
80+	1,041	350	691	390	112	278	651	238	413
Total	148,015	75,243	72,771	68,526	34,775	33,751	79,488	40,468	39,020

## Koh Kong

2029

Age groups	Total			Urban			Rural		
	Total	Male	Female	Total	Male	Female	Total	Male	Female
0 - 4	12,078	5,999	6,080	4,576	2,303	2,273	7,502	3,696	3,807
5 - 9	13,225	6,718	6,508	4,625	2,387	2,238	8,600	4,331	4,269
10 - 14	12,662	6,489	6,172	4,839	2,481	2,358	7,822	4,008	3,814
15 - 19	12,914	6,819	6,095	6,501	3,171	3,330	6,413	3,648	2,765
20 - 24	15,304	8,033	7,271	9,004	4,540	4,464	6,299	3,493	2,806
25 - 29	12,859	6,576	6,283	6,859	3,494	3,365	6,000	3,082	2,918
30 - 34	10,895	5,507	5,387	4,761	2,423	2,339	6,133	3,085	3,049
35 - 39	11,439	5,782	5,657	4,951	2,563	2,387	6,488	3,218	3,270
40 - 44	9,611	4,954	4,658	4,818	2,564	2,254	4,793	2,389	2,404
45 - 49	11,123	5,704	5,419	5,465	2,974	2,491	5,658	2,731	2,927
50 - 54	6,799	3,659	3,140	3,617	1,991	1,625	3,182	1,667	1,515
55 - 59	6,708	3,578	3,130	3,442	1,851	1,591	3,266	1,726	1,539
60 - 64	5,216	2,640	2,576	2,494	1,263	1,231	2,722	1,377	1,345
65 - 69	3,909	1,908	2,001	1,698	761	937	2,211	1,147	1,064
70 - 74	2,276	802	1,474	940	329	611	1,336	474	863
75-79	1,735	706	1,028	605	249	356	1,130	457	673
80+	1,108	372	736	563	268	296	544	104	440
Total	149,861	76,245	73,615	69,759	35,613	34,146	80,102	40,632	39,470

## Koh Kong

2030

Age groups	Total			Urban			Rural		
	Total	Male	Female	Total	Male	Female	Total	Male	Female
0 - 4	11,939	5,927	6,012	4,521	2,274	2,246	7,418	3,653	3,766
5 - 9	13,029	6,615	6,413	4,554	2,349	2,205	8,475	4,266	4,209
10 - 14	12,758	6,536	6,222	4,873	2,498	2,376	7,884	4,038	3,847
15 - 19	12,933	6,825	6,108	6,508	3,172	3,336	6,426	3,653	2,773
20 - 24	15,219	7,992	7,227	8,951	4,515	4,436	6,268	3,477	2,791
25 - 29	13,386	6,877	6,509	7,204	3,719	3,485	6,182	3,158	3,024
30 - 34	10,913	5,541	5,372	4,768	2,437	2,332	6,145	3,105	3,040
35 - 39	11,276	5,688	5,588	4,877	2,521	2,357	6,399	3,167	3,231
40 - 44	9,750	5,017	4,732	4,905	2,596	2,309	4,844	2,421	2,423
45 - 49	11,479	5,879	5,600	5,636	3,063	2,573	5,843	2,816	3,027
50 - 54	7,558	4,083	3,475	4,020	2,222	1,799	3,538	1,862	1,676
55 - 59	6,577	3,519	3,057	3,374	1,820	1,554	3,202	1,699	1,503
60 - 64	5,354	2,726	2,628	2,560	1,304	1,256	2,794	1,422	1,372
65 - 69	4,042	1,981	2,061	1,755	790	965	2,288	1,191	1,096
70 - 74	2,438	883	1,555	1,004	362	642	1,434	521	912
75-79	1,833	739	1,093	639	261	378	1,194	479	716
80+	1,185	398	788	602	286	316	583	112	471
Total	151,668	77,227	74,441	70,752	36,188	34,564	80,916	41,039	39,877

## Kracheh

2019

Age groups	Total			Urban			Rural		
	Total	Male	Female	Total	Male	Female	Total	Male	Female
0 - 4	43,583	22,226	21,357	4,296	2,174	2,122	39,287	20,052	19,235
5 - 9	42,927	22,074	20,852	4,186	2,131	2,055	38,741	19,944	18,797
10 - 14	44,872	22,801	22,071	4,563	2,324	2,238	40,310	20,476	19,833
15 - 19	35,233	17,972	17,261	4,166	2,021	2,144	31,067	15,950	15,117
20 - 24	28,895	14,374	14,521	3,075	1,516	1,559	25,820	12,858	12,962
25 - 29	31,292	15,616	15,677	3,575	1,766	1,809	27,718	13,850	13,868
30 - 34	27,298	13,664	13,634	3,236	1,596	1,640	24,063	12,068	11,995
35 - 39	28,786	14,490	14,296	3,413	1,640	1,773	25,373	12,850	12,523
40 - 44	20,501	10,184	10,317	2,420	1,176	1,244	18,081	9,009	9,073
45 - 49	21,204	10,814	10,390	2,510	1,310	1,200	18,693	9,503	9,190
50 - 54	17,515	8,568	8,947	2,027	1,029	998	15,488	7,539	7,949
55 - 59	14,360	6,960	7,401	1,643	808	835	12,717	6,152	6,565
60 - 64	10,145	4,331	5,814	1,290	526	763	8,855	3,804	5,050
65 - 69	7,974	3,491	4,483	1,031	436	595	6,943	3,055	3,888
70 - 74	5,394	2,321	3,073	724	308	416	4,670	2,013	2,657
75-79	3,541	1,504	2,037	422	175	247	3,119	1,329	1,790
80+	3,921	1,476	2,445	527	167	361	3,394	1,309	2,084
Total	387,441	192,865	194,576	43,103	21,103	22,000	344,338	171,762	172,576

## Kracheh

2020

Age groups	Total			Urban			Rural		
	Total	Male	Female	Total	Male	Female	Total	Male	Female
0 - 4	43,884	22,374	21,510	3,953	2,023	1,930	39,930	20,351	19,580
5 - 9	42,965	22,087	20,878	3,678	1,930	1,748	39,286	20,156	19,130
10 - 14	44,595	22,672	21,923	4,243	2,223	2,020	40,352	20,448	19,903
15 - 19	36,646	18,779	17,867	4,574	2,193	2,381	32,072	16,586	15,486
20 - 24	28,914	14,448	14,466	3,384	1,663	1,722	25,530	12,786	12,744
25 - 29	30,809	15,346	15,463	3,642	1,798	1,844	27,166	13,548	13,619
30 - 34	27,653	13,822	13,831	3,001	1,505	1,497	24,652	12,317	12,335
35 - 39	29,659	14,911	14,748	3,247	1,600	1,647	26,412	13,311	13,100
40 - 44	22,738	11,342	11,397	2,680	1,348	1,332	20,059	9,994	10,064
45 - 49	20,730	10,608	10,122	2,550	1,362	1,188	18,180	9,246	8,934
50 - 54	17,901	8,809	9,092	2,381	1,243	1,138	15,520	7,566	7,954
55 - 59	14,761	7,184	7,577	1,883	958	925	12,878	6,226	6,652
60 - 64	10,756	4,715	6,041	1,374	576	798	9,382	4,139	5,243
65 - 69	8,293	3,601	4,692	1,003	407	596	7,291	3,195	4,096
70 - 74	5,723	2,457	3,266	719	301	417	5,005	2,156	2,849
75-79	3,743	1,612	2,131	413	161	252	3,330	1,452	1,879
80+	3,921	1,459	2,462	546	161	385	3,375	1,298	2,077
Total	393,692	196,227	197,465	43,273	21,451	21,821	350,419	174,775	175,644

## Kracheh

2021

Age groups	Total			Urban			Rural		
	Total	Male	Female	Total	Male	Female	Total	Male	Female
0 - 4	43,548	22,194	21,354	3,914	2,005	1,909	39,634	20,189	19,445
5 - 9	43,806	22,517	21,289	3,810	1,966	1,844	39,996	20,551	19,445
10 - 14	43,563	22,145	21,417	4,229	2,169	2,060	39,333	19,976	19,357
15 - 19	38,192	19,640	18,551	4,867	2,291	2,576	33,325	17,350	15,975
20 - 24	29,361	14,770	14,591	3,428	1,698	1,731	25,933	13,072	12,861
25 - 29	29,890	14,850	15,040	3,525	1,738	1,787	26,365	13,112	13,253
30 - 34	28,330	14,152	14,178	3,067	1,539	1,528	25,263	12,614	12,649
35 - 39	29,694	14,895	14,799	3,243	1,596	1,647	26,451	13,299	13,152
40 - 44	26,013	13,030	12,984	3,059	1,546	1,512	22,955	11,483	11,472
45 - 49	19,912	10,201	9,712	2,444	1,308	1,136	17,468	8,893	8,576
50 - 54	18,400	9,143	9,257	2,444	1,289	1,155	15,956	7,854	8,102
55 - 59	15,018	7,291	7,727	1,910	971	940	13,107	6,320	6,787
60 - 64	11,473	5,194	6,279	1,462	634	828	10,011	4,561	5,450
65 - 69	8,586	3,690	4,896	1,035	416	619	7,551	3,274	4,277
70 - 74	6,103	2,623	3,480	764	321	443	5,339	2,302	3,037
75-79	3,932	1,690	2,243	444	180	264	3,488	1,509	1,979
80+	3,992	1,491	2,501	554	164	390	3,437	1,327	2,111
Total	399,812	199,517	200,296	44,200	21,831	22,369	355,612	177,686	177,926

## Kracheh

2022

Age groups	Total			Urban			Rural		
	Total	Male	Female	Total	Male	Female	Total	Male	Female
0 - 4	43,018	21,914	21,104	3,850	1,965	1,885	39,169	19,949	19,219
5 - 9	44,964	23,113	21,851	3,894	2,003	1,891	41,071	21,110	19,960
10 - 14	42,129	21,406	20,723	4,073	2,081	1,991	38,057	19,325	18,732
15 - 19	39,636	20,434	19,203	5,029	2,366	2,664	34,607	18,068	16,539
20 - 24	30,162	15,290	14,873	3,507	1,744	1,763	26,655	13,546	13,110
25 - 29	28,789	14,269	14,520	3,381	1,657	1,723	25,408	12,612	12,797
30 - 34	29,105	14,537	14,568	3,056	1,487	1,569	26,049	13,050	12,999
35 - 39	29,223	14,616	14,607	2,897	1,273	1,623	26,326	13,343	12,984
40 - 44	29,726	14,936	14,790	3,987	2,266	1,721	25,739	12,670	13,069
45 - 49	19,175	9,822	9,353	2,129	1,250	879	17,046	8,572	8,474
50 - 54	18,884	9,486	9,397	2,500	1,327	1,173	16,384	8,159	8,225
55 - 59	15,190	7,334	7,856	1,923	969	954	13,267	6,365	6,902
60 - 64	12,224	5,707	6,517	1,552	691	861	10,672	5,016	5,656
65 - 69	8,895	3,797	5,098	1,068	425	644	7,826	3,372	4,455
70 - 74	6,508	2,802	3,706	812	341	471	5,696	2,461	3,235
75-79	4,135	1,759	2,376	466	186	279	3,670	1,573	2,096
80+	4,103	1,547	2,556	567	169	398	3,536	1,378	2,158
Total	405,867	202,768	203,099	44,689	22,201	22,489	361,177	180,567	180,610

## Kracheh

2023

Age groups	Total			Urban			Rural		
	Total	Male	Female	Total	Male	Female	Total	Male	Female
0 - 4	43,009	21,901	21,108	3,856	1,975	1,882	39,153	19,926	19,226
5 - 9	45,475	23,375	22,100	3,946	2,037	1,909	41,529	21,338	20,191
10 - 14	40,820	20,726	20,093	3,954	2,026	1,927	36,866	18,700	18,166
15 - 19	40,680	21,007	19,674	5,170	2,446	2,724	35,510	18,561	16,949
20 - 24	31,193	15,927	15,266	3,634	1,827	1,807	27,559	14,100	13,459
25 - 29	27,871	13,801	14,070	3,279	1,612	1,667	24,591	12,189	12,403
30 - 34	29,645	14,801	14,844	3,202	1,606	1,596	26,443	13,195	13,248
35 - 39	28,755	14,339	14,416	3,133	1,534	1,599	25,622	12,805	12,817
40 - 44	33,037	16,626	16,411	3,875	1,969	1,906	29,162	14,657	14,505
45 - 49	19,098	9,788	9,309	2,125	1,253	873	16,972	8,536	8,436
50 - 54	19,176	9,724	9,452	2,547	1,368	1,179	16,629	8,356	8,273
55 - 59	15,369	7,390	7,979	1,949	982	967	13,420	6,408	7,012
60 - 64	12,914	6,169	6,744	1,642	751	891	11,271	5,418	5,853
65 - 69	9,282	3,974	5,308	1,116	447	669	8,166	3,526	4,639
70 - 74	6,910	2,972	3,938	863	363	500	6,047	2,609	3,438
75-79	4,374	1,842	2,532	493	196	297	3,881	1,646	2,235
80+	4,240	1,612	2,628	586	177	409	3,654	1,435	2,219
Total	411,846	205,975	205,871	45,371	22,570	22,801	366,475	183,405	183,069

## Kracheh

2024

Age groups	Total			Urban			Rural		
	Total	Male	Female	Total	Male	Female	Total	Male	Female
0 - 4	44,889	22,858	22,031	4,019	2,059	1,959	40,870	20,799	20,071
5 - 9	43,712	22,460	21,252	3,787	1,955	1,831	39,925	20,504	19,421
10 - 14	40,076	20,336	19,740	3,875	1,986	1,889	36,200	18,350	17,851
15 - 19	41,128	21,261	19,867	5,218	2,473	2,745	35,910	18,788	17,122
20 - 24	32,345	16,615	15,730	3,763	1,905	1,858	28,582	14,710	13,871
25 - 29	27,396	13,588	13,807	3,218	1,586	1,632	24,177	12,002	12,175
30 - 34	29,731	14,829	14,901	3,206	1,608	1,598	26,524	13,221	13,303
35 - 39	28,650	14,253	14,396	3,117	1,524	1,593	25,533	12,730	12,803
40 - 44	35,358	17,796	17,562	4,141	2,106	2,035	31,217	15,690	15,527
45 - 49	20,058	10,307	9,751	2,453	1,318	1,135	17,605	8,989	8,616
50 - 54	19,178	9,789	9,389	2,545	1,376	1,169	16,632	8,413	8,219
55 - 59	15,615	7,512	8,103	1,977	997	980	13,638	6,515	7,123
60 - 64	13,480	6,527	6,953	1,712	794	918	11,768	5,733	6,035
65 - 69	9,784	4,253	5,531	1,175	478	697	8,609	3,775	4,835
70 - 74	7,291	3,123	4,168	909	381	527	6,382	2,742	3,640
75-79	4,664	1,950	2,713	525	207	317	4,139	1,743	2,396
80+	4,393	1,679	2,713	605	184	421	3,787	1,495	2,292
Total	417,746	209,138	208,607	46,246	22,940	23,306	371,500	186,198	185,302

## Kracheh

2025

Age groups	Total			Urban			Rural		
	Total	Male	Female	Total	Male	Female	Total	Male	Female
0 - 4	44,190	22,495	21,694	3,952	2,025	1,927	40,237	20,470	19,767
5 - 9	44,013	22,606	21,407	3,809	1,967	1,843	40,204	20,640	19,564
10 - 14	40,109	20,343	19,766	3,875	1,986	1,889	36,234	18,357	17,877
15 - 19	40,872	21,138	19,735	5,181	2,457	2,724	35,691	18,681	17,011
20 - 24	33,646	17,363	16,282	3,911	1,989	1,922	29,735	15,374	14,361
25 - 29	27,421	13,662	13,759	3,219	1,593	1,625	24,202	12,069	12,134
30 - 34	29,280	14,577	14,704	3,155	1,580	1,575	26,126	12,997	13,128
35 - 39	29,034	14,424	14,610	3,156	1,541	1,615	25,878	12,883	12,995
40 - 44	36,449	18,322	18,127	4,265	2,167	2,098	32,184	16,155	16,029
45 - 49	22,265	11,487	10,778	2,721	1,468	1,254	19,544	10,019	9,524
50 - 54	18,770	9,613	9,157	2,490	1,350	1,139	16,280	8,262	8,017
55 - 59	15,987	7,738	8,250	2,023	1,026	997	13,964	6,711	7,253
60 - 64	13,891	6,754	7,138	1,762	821	941	12,129	5,933	6,196
65 - 69	10,421	4,653	5,768	1,250	523	728	9,170	4,130	5,040
70 - 74	7,638	3,244	4,394	951	396	555	6,687	2,848	3,839
75-79	5,008	2,089	2,919	563	222	341	4,445	1,867	2,578
80+	4,569	1,750	2,819	629	192	437	3,940	1,558	2,382
Total	423,564	212,257	211,307	46,913	23,302	23,612	376,650	188,955	187,695

## Kracheh

2026

Age groups	Total			Urban			Rural		
	Total	Male	Female	Total	Male	Female	Total	Male	Female
0 - 4	43,629	22,203	21,426	3,901	1,997	1,904	39,728	20,206	19,522
5 - 9	43,691	22,430	21,262	3,780	1,950	1,830	39,911	20,480	19,431
10 - 14	40,906	20,742	20,163	3,951	2,023	1,928	36,955	18,719	18,236
15 - 19	39,939	20,651	19,287	5,061	2,399	2,663	34,877	18,253	16,625
20 - 24	35,082	18,167	16,914	4,140	2,080	2,061	30,941	16,088	14,853
25 - 29	27,862	13,974	13,887	3,270	1,629	1,641	24,591	12,345	12,246
30 - 34	28,425	14,115	14,311	3,062	1,528	1,533	25,363	12,586	12,777
35 - 39	29,766	14,779	14,987	3,235	1,577	1,657	26,532	13,201	13,330
40 - 44	36,521	18,315	18,206	4,272	2,164	2,107	32,249	16,151	16,098
45 - 49	25,498	13,209	12,289	3,117	1,687	1,430	22,381	11,522	10,859
50 - 54	18,053	9,255	8,798	2,394	1,299	1,095	15,659	7,956	7,703
55 - 59	16,464	8,046	8,418	2,085	1,067	1,018	14,379	6,980	7,400
60 - 64	14,171	6,873	7,298	1,797	835	962	12,374	6,038	6,336
65 - 69	11,162	5,149	6,013	1,339	578	761	9,822	4,571	5,252
70 - 74	7,962	3,346	4,616	990	408	583	6,971	2,938	4,034
75-79	5,399	2,253	3,146	607	239	367	4,793	2,014	2,779
80+	4,779	1,828	2,951	658	200	457	4,121	1,627	2,494
Total	429,308	215,335	213,973	47,659	23,660	23,999	381,649	191,674	189,974

## Kracheh

2027

Age groups	Total			Urban			Rural		
	Total	Male	Female	Total	Male	Female	Total	Male	Female
0 - 4	43,099	21,927	21,172	3,849	1,971	1,879	39,250	19,956	19,294
5 - 9	43,185	22,157	21,028	3,732	1,925	1,808	39,453	20,232	19,220
10 - 14	42,011	21,301	20,710	4,053	2,076	1,977	37,958	19,225	18,733
15 - 19	38,646	19,972	18,674	4,892	2,318	2,574	33,754	17,654	16,100
20 - 24	36,433	18,914	17,519	4,230	2,164	2,066	32,203	16,750	15,453
25 - 29	28,645	14,477	14,168	3,359	1,686	1,673	25,286	12,791	12,495
30 - 34	27,402	13,573	13,829	2,948	1,469	1,479	24,454	12,104	12,349
35 - 39	30,609	15,194	15,415	3,322	1,620	1,702	27,286	13,573	13,713
40 - 44	35,978	17,989	17,990	4,203	2,124	2,079	31,775	15,864	15,911
45 - 49	29,172	15,158	14,014	3,563	1,934	1,629	25,608	13,224	12,384
50 - 54	17,412	8,925	8,487	2,307	1,252	1,055	15,105	7,673	7,432
55 - 59	16,930	8,365	8,565	2,143	1,108	1,035	14,786	7,257	7,530
60 - 64	14,374	6,932	7,442	1,821	841	979	12,554	6,091	6,463
65 - 69	11,939	5,680	6,259	1,431	637	794	10,508	5,043	5,465
70 - 74	8,304	3,465	4,839	1,032	422	609	7,273	3,043	4,230
75-79	5,818	2,430	3,388	653	258	395	5,165	2,173	2,993
80+	5,026	1,917	3,109	691	210	481	4,335	1,707	2,628
Total	434,982	218,375	216,607	48,229	24,015	24,214	386,753	194,360	192,393

## Kracheh

2028

Age groups	Total			Urban			Rural		
	Total	Male	Female	Total	Male	Female	Total	Male	Female
0 - 4	42,591	21,661	20,929	3,801	1,945	1,856	38,790	19,716	19,074
5 - 9	43,200	22,154	21,046	3,730	1,923	1,808	39,469	20,232	19,238
10 - 14	42,509	21,551	20,958	4,097	2,098	1,999	38,412	19,452	18,960
15 - 19	37,464	19,347	18,117	4,739	2,244	2,496	32,725	17,103	15,622
20 - 24	37,416	19,456	17,960	4,341	2,224	2,117	33,075	17,232	15,843
25 - 29	29,645	15,091	14,554	3,474	1,756	1,718	26,171	13,335	12,837
30 - 34	26,549	13,138	13,411	2,854	1,420	1,434	23,694	11,717	11,977
35 - 39	31,203	15,482	15,721	3,384	1,650	1,734	27,819	13,832	13,987
40 - 44	35,436	17,664	17,772	4,136	2,084	2,052	31,300	15,580	15,720
45 - 49	32,455	16,890	15,565	3,962	2,153	1,809	28,493	14,737	13,757
50 - 54	17,368	8,908	8,460	2,299	1,248	1,051	15,069	7,660	7,410
55 - 59	17,222	8,589	8,633	2,180	1,137	1,043	15,042	7,453	7,589
60 - 64	14,582	7,004	7,578	1,845	849	996	12,737	6,155	6,582
65 - 69	12,660	6,163	6,497	1,517	691	826	11,143	5,473	5,670
70 - 74	8,721	3,650	5,071	1,082	444	638	7,639	3,206	4,432
75-79	6,237	2,601	3,635	699	276	423	5,538	2,326	3,212
80+	5,317	2,022	3,295	731	221	509	4,586	1,801	2,785
Total	440,575	221,373	219,202	48,872	24,364	24,508	391,702	197,009	194,693

## Kracheh

2029

Age groups	Total			Urban			Rural		
	Total	Male	Female	Total	Male	Female	Total	Male	Female
0 - 4	42,084	21,396	20,688	3,749	1,917	1,832	38,335	19,479	18,855
5 - 9	45,099	23,125	21,974	3,888	2,002	1,886	41,212	21,123	20,088
10 - 14	40,869	20,708	20,161	3,932	2,011	1,921	36,937	18,697	18,240
15 - 19	36,788	18,984	17,804	4,646	2,196	2,450	32,142	16,788	15,354
20 - 24	37,837	19,696	18,142	4,382	2,245	2,136	33,455	17,450	16,005
25 - 29	30,750	15,747	15,003	3,597	1,828	1,769	27,152	13,919	13,233
30 - 34	26,106	12,939	13,167	2,802	1,395	1,407	23,304	11,544	11,760
35 - 39	31,307	15,517	15,790	3,389	1,649	1,740	27,918	13,868	14,050
40 - 44	35,324	17,565	17,759	4,115	2,067	2,048	31,209	15,498	15,711
45 - 49	34,757	18,088	16,669	4,235	2,300	1,935	30,522	15,788	14,734
50 - 54	18,261	9,389	8,872	2,413	1,312	1,101	15,848	8,077	7,771
55 - 59	17,247	8,658	8,589	2,181	1,143	1,038	15,066	7,515	7,551
60 - 64	14,847	7,135	7,712	1,876	863	1,013	12,971	6,272	6,699
65 - 69	13,257	6,541	6,716	1,586	731	855	11,671	5,810	5,861
70 - 74	9,244	3,930	5,314	1,146	477	669	8,098	3,453	4,645
75-79	6,638	2,755	3,883	743	291	452	5,895	2,464	3,431
80+	5,654	2,147	3,508	1,065	524	542	4,589	1,623	2,966
Total	446,069	224,320	221,749	49,746	24,951	24,795	396,324	199,369	196,954

## Kracheh

2030

Age groups	Total			Urban			Rural		
	Total	Male	Female	Total	Male	Female	Total	Male	Female
0 - 4	41,592	21,141	20,451	3,699	1,891	1,808	37,892	19,250	18,643
5 - 9	44,422	22,772	21,649	3,823	1,969	1,854	40,598	20,803	19,795
10 - 14	41,173	20,855	20,317	3,955	2,023	1,932	37,218	18,832	18,385
15 - 19	36,837	19,003	17,835	4,645	2,195	2,450	32,193	16,808	15,385
20 - 24	37,621	19,594	18,027	4,350	2,231	2,119	33,271	17,363	15,908
25 - 29	32,006	16,468	15,538	3,773	1,944	1,830	28,232	14,524	13,709
30 - 34	26,147	13,019	13,128	2,802	1,402	1,400	23,345	11,617	11,728
35 - 39	30,855	15,265	15,590	3,335	1,620	1,715	27,520	13,645	13,875
40 - 44	35,827	17,791	18,036	4,186	2,091	2,096	31,641	15,700	15,940
45 - 49	35,863	18,641	17,222	4,362	2,367	1,995	31,501	16,274	15,227
50 - 54	20,297	10,479	9,818	2,679	1,463	1,217	17,618	9,017	8,601
55 - 59	16,906	8,516	8,390	2,135	1,123	1,012	14,771	7,393	7,378
60 - 64	15,236	7,368	7,868	1,922	890	1,032	13,315	6,478	6,836
65 - 69	13,707	6,792	6,915	1,637	758	879	12,070	6,034	6,036
70 - 74	9,898	4,325	5,573	1,226	524	702	8,672	3,801	4,871
75-79	7,013	2,885	4,128	784	304	479	6,229	2,580	3,649
80+	6,050	2,296	3,754	1,138	559	579	4,912	1,737	3,175
Total	451,449	227,209	224,240	50,452	25,354	25,098	400,997	201,855	199,142



## Mondul Kiri

2019

Age groups	Total			Urban			Rural		
	Total	Male	Female	Total	Male	Female	Total	Male	Female
0 - 4	11,448	5,858	5,591	3,753	1,953	1,799	7,696	3,904	3,791
5 - 9	11,285	5,742	5,543	3,767	1,941	1,827	7,518	3,802	3,716
10 - 14	10,919	5,645	5,274	3,811	1,933	1,877	7,109	3,712	3,397
15 - 19	10,128	5,059	5,069	3,520	1,768	1,752	6,608	3,292	3,317
20 - 24	8,952	4,502	4,450	3,164	1,586	1,577	5,788	2,916	2,873
25 - 29	8,764	4,499	4,266	3,367	1,660	1,707	5,397	2,838	2,559
30 - 34	7,557	4,011	3,546	3,030	1,582	1,448	4,527	2,428	2,098
35 - 39	6,858	3,649	3,208	2,857	1,484	1,372	4,001	2,165	1,836
40 - 44	4,588	2,290	2,299	1,831	939	892	2,757	1,350	1,407
45 - 49	4,545	2,452	2,093	1,737	935	802	2,808	1,517	1,291
50 - 54	3,688	1,901	1,787	1,399	758	641	2,289	1,143	1,146
55 - 59	2,777	1,432	1,345	1,057	534	523	1,721	898	822
60 - 64	1,591	765	826	666	321	345	925	444	481
65 - 69	1,065	521	544	425	210	215	639	311	328
70 - 74	549	220	328	208	79	129	341	141	200
75-79	313	122	191	124	41	82	189	80	109
80+	307	145	162	119	55	65	187	91	97
Total	95,334	48,813	46,521	34,834	17,780	17,054	60,500	31,033	29,467

## Mondul Kiri

2020

Age groups	Total			Urban			Rural		
	Total	Male	Female	Total	Male	Female	Total	Male	Female
0 - 4	11,550	5,908	5,641	3,468	1,823	1,645	8,081	4,085	3,996
5 - 9	11,317	5,757	5,560	3,325	1,763	1,562	7,992	3,994	3,998
10 - 14	10,873	5,625	5,248	3,557	1,854	1,703	7,316	3,770	3,545
15 - 19	10,555	5,297	5,258	3,878	1,922	1,956	6,676	3,375	3,302
20 - 24	8,975	4,534	4,441	3,495	1,745	1,751	5,480	2,789	2,690
25 - 29	8,646	4,430	4,216	3,445	1,695	1,750	5,201	2,735	2,466
30 - 34	7,670	4,065	3,605	2,824	1,495	1,328	4,846	2,569	2,276
35 - 39	7,079	3,763	3,317	2,734	1,452	1,282	4,345	2,311	2,034
40 - 44	5,099	2,555	2,544	2,040	1,080	960	3,059	1,475	1,584
45 - 49	4,452	2,410	2,042	1,773	974	799	2,679	1,436	1,243
50 - 54	3,777	1,958	1,819	1,653	918	735	2,124	1,040	1,083
55 - 59	2,860	1,481	1,379	1,217	634	582	1,643	846	797
60 - 64	1,690	835	855	715	352	363	975	482	493
65 - 69	1,109	539	571	413	197	217	696	342	354
70 - 74	583	234	350	208	78	130	376	156	220
75-79	332	131	201	122	38	84	209	93	117
80+	307	144	164	122	53	70	185	91	94
Total	96,873	49,664	47,209	34,989	18,073	16,916	61,883	31,590	30,293

## Mondul Kiri

2021

Age groups	Total			Urban			Rural		
	Total	Male	Female	Total	Male	Female	Total	Male	Female
0 - 4	11,482	5,872	5,609	3,440	1,810	1,630	8,042	4,062	3,979
5 - 9	11,559	5,880	5,679	3,450	1,799	1,651	8,109	4,081	4,028
10 - 14	10,640	5,505	5,136	3,553	1,813	1,740	7,087	3,692	3,396
15 - 19	11,020	5,551	5,469	4,133	2,013	2,120	6,887	3,538	3,349
20 - 24	9,130	4,644	4,486	3,548	1,785	1,763	5,582	2,859	2,723
25 - 29	8,403	4,295	4,108	3,340	1,642	1,699	5,062	2,653	2,409
30 - 34	7,871	4,170	3,701	2,891	1,533	1,359	4,980	2,638	2,342
35 - 39	7,100	3,766	3,334	2,735	1,452	1,284	4,365	2,314	2,051
40 - 44	5,844	2,941	2,903	2,333	1,242	1,091	3,511	1,699	1,812
45 - 49	4,284	2,322	1,962	1,703	938	765	2,582	1,384	1,197
50 - 54	3,889	2,037	1,853	1,702	954	748	2,188	1,083	1,105
55 - 59	2,915	1,506	1,409	1,237	644	593	1,678	861	817
60 - 64	1,806	921	884	766	389	377	1,040	533	507
65 - 69	1,151	553	598	427	202	225	724	351	372
70 - 74	623	250	373	221	83	138	402	167	235
75-79	349	137	212	131	43	89	218	94	123
80+	314	147	166	125	54	71	189	93	96
Total	98,379	50,496	47,882	35,734	18,393	17,341	62,645	32,103	30,542

## Mondul Kiri

2022

Age groups	Total			Urban			Rural		
	Total	Male	Female	Total	Male	Female	Total	Male	Female
0 - 4	11,362	5,809	5,553	3,394	1,782	1,612	7,968	4,027	3,941
5 - 9	11,886	6,048	5,838	3,537	1,841	1,695	8,349	4,206	4,142
10 - 14	10,308	5,331	4,977	3,432	1,747	1,685	6,876	3,584	3,293
15 - 19	11,457	5,786	5,671	4,284	2,088	2,196	7,173	3,698	3,475
20 - 24	9,396	4,817	4,579	3,641	1,842	1,799	5,755	2,974	2,780
25 - 29	8,107	4,135	3,973	3,213	1,573	1,641	4,894	2,562	2,332
30 - 34	8,101	4,292	3,809	2,885	1,488	1,397	5,216	2,804	2,412
35 - 39	7,000	3,702	3,298	2,431	1,163	1,268	4,569	2,539	2,030
40 - 44	6,689	3,378	3,312	3,072	1,828	1,244	3,618	1,550	2,068
45 - 49	4,133	2,240	1,892	1,493	900	592	2,640	1,340	1,300
50 - 54	3,998	2,117	1,881	1,747	987	760	2,251	1,131	1,121
55 - 59	2,954	1,517	1,436	1,249	646	603	1,705	871	834
60 - 64	1,927	1,014	913	818	426	393	1,109	589	521
65 - 69	1,194	570	624	441	207	235	753	363	389
70 - 74	666	268	398	236	89	147	430	179	251
75-79	368	143	225	138	44	94	229	99	131
80+	323	153	170	128	56	72	195	97	98
Total	99,868	51,319	48,549	36,138	18,705	17,433	63,730	32,614	31,116

## Mondul Kiri

2023

Age groups	Total			Urban			Rural		
	Total	Male	Female	Total	Male	Female	Total	Male	Female
0 - 4	11,382	5,817	5,565	3,404	1,789	1,615	7,978	4,028	3,950
5 - 9	12,044	6,128	5,916	3,588	1,871	1,717	8,456	4,257	4,199
10 - 14	10,007	5,172	4,835	3,335	1,700	1,636	6,672	3,472	3,200
15 - 19	11,781	5,960	5,821	4,409	2,156	2,253	7,372	3,804	3,568
20 - 24	9,736	5,028	4,708	3,778	1,929	1,849	5,958	3,099	2,859
25 - 29	7,864	4,007	3,857	3,121	1,529	1,592	4,743	2,478	2,265
30 - 34	8,267	4,378	3,889	3,031	1,606	1,426	5,236	2,773	2,464
35 - 39	6,901	3,639	3,262	2,653	1,400	1,253	4,249	2,240	2,009
40 - 44	7,449	3,767	3,682	2,969	1,587	1,382	4,480	2,180	2,300
45 - 49	4,124	2,237	1,887	1,492	901	590	2,632	1,336	1,297
50 - 54	4,068	2,174	1,894	1,783	1,016	767	2,286	1,158	1,127
55 - 59	2,994	1,532	1,462	1,267	654	613	1,728	878	850
60 - 64	2,040	1,099	942	870	462	408	1,170	636	534
65 - 69	1,249	598	651	462	217	245	786	380	406
70 - 74	708	284	424	251	94	156	458	190	267
75-79	390	150	240	147	47	100	243	103	139
80+	334	160	174	133	58	74	201	101	100
Total	101,340	52,131	49,209	36,691	19,016	17,675	64,648	33,115	31,533

## Mondul Kiri

2024

Age groups	Total			Urban			Rural		
	Total	Male	Female	Total	Male	Female	Total	Male	Female
0 - 4	11,907	6,084	5,823	3,559	1,870	1,689	8,348	4,214	4,134
5 - 9	11,604	5,901	5,703	3,455	1,800	1,655	8,149	4,100	4,049
10 - 14	9,848	5,085	4,762	3,280	1,670	1,610	6,567	3,415	3,152
15 - 19	11,939	6,045	5,894	4,466	2,186	2,280	7,473	3,859	3,614
20 - 24	10,119	5,256	4,863	3,925	2,015	1,910	6,193	3,241	2,953
25 - 29	7,748	3,953	3,795	3,073	1,507	1,566	4,675	2,446	2,228
30 - 34	8,310	4,396	3,915	3,045	1,611	1,434	5,265	2,785	2,480
35 - 39	6,892	3,625	3,267	2,647	1,393	1,254	4,245	2,232	2,013
40 - 44	7,991	4,041	3,950	3,183	1,701	1,482	4,807	2,339	2,468
45 - 49	4,342	2,361	1,981	1,722	951	771	2,620	1,410	1,210
50 - 54	4,078	2,194	1,884	1,733	969	764	2,345	1,224	1,121
55 - 59	3,049	1,561	1,489	1,289	666	624	1,760	895	865
60 - 64	2,135	1,165	970	911	490	422	1,223	675	548
65 - 69	1,319	641	678	489	233	256	830	408	422
70 - 74	749	300	450	265	99	166	484	200	284
75-79	416	159	257	157	49	107	260	110	150
80+	347	167	180	138	61	77	209	106	103
Total	102,791	52,932	49,860	37,339	19,273	18,066	65,452	33,659	31,793

## Mondul Kiri

2025

Age groups	Total			Urban			Rural		
	Total	Male	Female	Total	Male	Female	Total	Male	Female
0 - 4	11,753	6,002	5,751	3,510	1,844	1,666	8,243	4,158	4,085
5 - 9	11,715	5,953	5,762	3,485	1,815	1,670	8,230	4,138	4,092
10 - 14	9,882	5,099	4,783	3,289	1,674	1,615	6,593	3,425	3,168
15 - 19	11,896	6,024	5,873	4,447	2,177	2,270	7,450	3,847	3,603
20 - 24	10,554	5,505	5,049	4,092	2,110	1,982	6,462	3,395	3,067
25 - 29	7,776	3,984	3,792	3,083	1,518	1,564	4,694	2,466	2,228
30 - 34	8,207	4,331	3,875	3,005	1,587	1,418	5,202	2,744	2,458
35 - 39	7,003	3,677	3,326	2,688	1,413	1,275	4,315	2,264	2,051
40 - 44	8,260	4,170	4,090	3,288	1,755	1,533	4,972	2,415	2,557
45 - 49	4,832	2,637	2,195	1,916	1,062	854	2,916	1,576	1,341
50 - 54	4,002	2,159	1,843	1,754	1,008	747	2,248	1,151	1,096
55 - 59	3,130	1,611	1,519	1,324	687	636	1,807	924	883
60 - 64	2,206	1,208	998	942	508	434	1,264	700	564
65 - 69	1,409	703	706	524	255	268	885	448	437
70 - 74	787	312	475	278	103	175	509	209	300
75-79	448	171	277	169	53	116	280	118	162
80+	362	174	188	144	64	80	218	111	108
Total	104,223	53,721	50,502	37,936	19,632	18,304	66,287	34,088	32,198

## Mondul Kiri

2026

Age groups	Total			Urban			Rural		
	Total	Male	Female	Total	Male	Female	Total	Male	Female
0 - 4	11,640	5,939	5,701	3,474	1,824	1,650	8,166	4,115	4,051
5 - 9	11,665	5,922	5,744	3,468	1,805	1,663	8,198	4,116	4,081
10 - 14	10,110	5,212	4,897	3,362	1,710	1,652	6,747	3,502	3,246
15 - 19	11,660	5,900	5,760	4,355	2,132	2,223	7,305	3,768	3,537
20 - 24	11,038	5,775	5,263	4,343	2,213	2,130	6,696	3,562	3,134
25 - 29	7,925	4,086	3,840	3,140	1,557	1,583	4,786	2,529	2,257
30 - 34	7,991	4,205	3,787	2,924	1,540	1,383	5,068	2,664	2,404
35 - 39	7,202	3,777	3,425	2,762	1,451	1,311	4,440	2,326	2,114
40 - 44	8,301	4,179	4,122	3,301	1,758	1,543	5,000	2,421	2,579
45 - 49	5,551	3,040	2,511	2,201	1,224	977	3,350	1,817	1,534
50 - 54	3,861	2,084	1,777	1,692	973	719	2,169	1,112	1,058
55 - 59	3,234	1,680	1,554	1,368	716	651	1,866	964	902
60 - 64	2,257	1,232	1,025	962	518	444	1,295	715	580
65 - 69	1,514	780	734	564	283	281	949	497	452
70 - 74	823	322	500	291	107	184	532	216	316
75-79	485	185	300	182	57	125	302	128	175
80+	380	182	197	151	67	84	229	116	113
Total	105,636	54,500	51,137	38,538	19,935	18,604	67,098	34,565	32,533

## Mondul Kiri

2027

Age groups	Total			Urban			Rural		
	Total	Male	Female	Total	Male	Female	Total	Male	Female
0 - 4	11,536	5,881	5,655	3,440	1,806	1,634	8,096	4,075	4,021
5 - 9	11,568	5,865	5,703	3,436	1,788	1,649	8,132	4,078	4,054
10 - 14	10,417	5,367	5,050	3,462	1,761	1,701	6,955	3,606	3,349
15 - 19	11,320	5,721	5,599	4,225	2,067	2,158	7,095	3,654	3,440
20 - 24	11,501	6,028	5,473	4,454	2,310	2,144	7,048	3,719	3,329
25 - 29	8,175	4,244	3,931	3,237	1,617	1,620	4,938	2,627	2,311
30 - 34	7,729	4,054	3,675	2,825	1,485	1,340	4,904	2,569	2,335
35 - 39	7,430	3,894	3,536	2,847	1,495	1,352	4,583	2,398	2,185
40 - 44	8,205	4,115	4,090	3,260	1,731	1,529	4,945	2,384	2,561
45 - 49	6,372	3,498	2,874	2,525	1,408	1,117	3,847	2,090	1,756
50 - 54	3,736	2,015	1,721	1,636	940	695	2,101	1,075	1,026
55 - 59	3,336	1,751	1,585	1,411	746	665	1,925	1,005	920
60 - 64	2,297	1,246	1,050	978	524	454	1,319	723	596
65 - 69	1,624	863	762	608	313	295	1,017	550	467
70 - 74	861	335	526	304	111	193	557	224	333
75-79	524	200	324	197	62	135	327	138	189
80+	401	192	209	159	70	89	242	122	120
Total	107,033	55,269	51,763	39,004	20,233	18,771	68,029	35,036	32,992

## Mondul Kiri

2028

Age groups	Total			Urban			Rural		
	Total	Male	Female	Total	Male	Female	Total	Male	Female
0 - 4	11,437	5,825	5,612	3,408	1,789	1,620	8,029	4,037	3,992
5 - 9	11,610	5,881	5,730	3,446	1,792	1,654	8,164	4,089	4,075
10 - 14	10,575	5,445	5,130	3,512	1,786	1,726	7,063	3,659	3,405
15 - 19	11,010	5,557	5,452	4,107	2,007	2,100	6,903	3,550	3,353
20 - 24	11,850	6,218	5,632	4,586	2,382	2,204	7,264	3,836	3,428
25 - 29	8,488	4,436	4,052	3,359	1,690	1,669	5,130	2,746	2,383
30 - 34	7,513	3,935	3,578	2,744	1,441	1,303	4,769	2,494	2,275
35 - 39	7,599	3,978	3,621	2,910	1,528	1,382	4,689	2,451	2,238
40 - 44	8,108	4,052	4,056	3,218	1,704	1,514	4,890	2,348	2,542
45 - 49	7,112	3,908	3,204	2,817	1,572	1,245	4,295	2,336	1,959
50 - 54	3,739	2,017	1,722	1,636	941	695	2,103	1,076	1,027
55 - 59	3,405	1,803	1,602	1,441	768	673	1,964	1,035	929
60 - 64	2,338	1,263	1,075	994	530	463	1,344	733	611
65 - 69	1,728	939	789	648	341	307	1,080	598	482
70 - 74	907	354	553	320	117	203	587	237	350
75-79	564	214	349	212	66	145	352	148	204
80+	425	203	222	168	74	94	257	129	128
Total	108,409	56,028	52,381	39,526	20,527	18,999	68,883	35,501	33,382

## Mondul Kiri

2029

Age groups	Total			Urban			Rural		
	Total	Male	Female	Total	Male	Female	Total	Male	Female
0 - 4	11,334	5,769	5,565	3,385	1,780	1,605	7,949	3,989	3,960
5 - 9	12,156	6,154	6,002	3,616	1,885	1,732	8,539	4,269	4,270
10 - 14	10,197	5,245	4,951	3,393	1,729	1,664	6,803	3,516	3,287
15 - 19	10,843	5,467	5,375	4,053	1,985	2,069	6,789	3,483	3,307
20 - 24	12,018	6,311	5,708	4,662	2,429	2,233	7,357	3,882	3,475
25 - 29	8,830	4,641	4,189	3,502	1,776	1,725	5,328	2,865	2,464
30 - 34	7,409	3,885	3,524	2,712	1,430	1,283	4,697	2,456	2,241
35 - 39	7,647	3,998	3,649	2,935	1,542	1,392	4,712	2,455	2,257
40 - 44	8,106	4,040	4,066	3,224	1,707	1,517	4,882	2,333	2,549
45 - 49	7,639	4,196	3,442	3,033	1,696	1,336	4,606	2,500	2,106
50 - 54	3,943	2,131	1,812	1,730	999	731	2,213	1,132	1,080
55 - 59	3,420	1,822	1,598	1,452	780	671	1,968	1,042	926
60 - 64	2,387	1,290	1,097	1,017	544	473	1,370	745	624
65 - 69	1,815	999	816	684	364	319	1,131	634	497
70 - 74	964	382	582	341	127	214	624	255	369
75-79	602	228	374	226	71	156	375	157	218
80+	454	216	238	278	177	101	176	39	137
Total	109,761	56,774	52,987	40,243	21,022	19,221	69,518	35,752	33,766

## Mondul Kiri

2030

Age groups	Total			Urban			Rural		
	Total	Male	Female	Total	Male	Female	Total	Male	Female
0 - 4	11,239	5,717	5,522	3,354	1,763	1,591	7,885	3,954	3,931
5 - 9	12,013	6,078	5,935	3,570	1,860	1,710	8,442	4,218	4,225
10 - 14	10,306	5,298	5,008	3,427	1,745	1,681	6,880	3,553	3,327
15 - 19	10,893	5,489	5,404	4,068	1,991	2,077	6,825	3,498	3,327
20 - 24	11,990	6,297	5,693	4,646	2,423	2,224	7,343	3,874	3,469
25 - 29	9,221	4,868	4,353	3,688	1,896	1,791	5,533	2,972	2,562
30 - 34	7,445	3,921	3,525	2,724	1,442	1,282	4,721	2,479	2,242
35 - 39	7,561	3,944	3,617	2,899	1,521	1,377	4,663	2,423	2,239
40 - 44	8,248	4,104	4,144	3,291	1,733	1,558	4,957	2,371	2,586
45 - 49	7,908	4,337	3,570	3,136	1,752	1,384	4,772	2,585	2,187
50 - 54	4,397	2,386	2,011	1,929	1,118	811	2,468	1,268	1,200
55 - 59	3,363	1,797	1,566	1,427	769	657	1,936	1,028	908
60 - 64	2,458	1,336	1,122	1,047	563	484	1,411	772	638
65 - 69	1,883	1,040	842	709	379	330	1,174	661	513
70 - 74	1,036	421	615	365	140	225	671	281	389
75-79	638	239	399	240	74	166	398	165	233
80+	487	232	255	298	190	108	189	42	147
Total	111,084	57,505	53,579	40,818	21,361	19,456	70,267	36,144	34,123

## Phnom Penh

2019

Age groups	Total			Urban			Rural		
	Total	Male	Female	Total	Male	Female	Total	Male	Female
0 - 4	180,469	92,244	88,225	180,469	92,244	88,225	0	0	0
5 - 9	173,452	88,605	84,847	173,452	88,605	84,847	0	0	0
10 - 14	177,289	90,262	87,027	177,289	90,262	87,027	0	0	0
15 - 19	201,716	97,218	104,498	201,716	97,218	104,498	0	0	0
20 - 24	243,392	114,919	128,473	243,392	114,919	128,473	0	0	0
25 - 29	283,982	135,706	148,277	283,982	135,706	148,277	0	0	0
30 - 34	256,225	124,846	131,379	256,225	124,846	131,379	0	0	0
35 - 39	246,780	121,406	125,374	246,780	121,406	125,374	0	0	0
40 - 44	117,428	58,403	59,026	117,428	58,403	59,026	0	0	0
45 - 49	114,020	56,883	57,136	114,020	56,883	57,136	0	0	0
50 - 54	95,289	46,500	48,789	95,289	46,500	48,789	0	0	0
55 - 59	81,943	38,406	43,537	81,943	38,406	43,537	0	0	0
60 - 64	66,691	27,844	38,847	66,691	27,844	38,847	0	0	0
65 - 69	51,573	21,809	29,764	51,573	21,809	29,764	0	0	0
70 - 74	32,058	13,014	19,044	32,058	13,014	19,044	0	0	0
75-79	18,544	7,507	11,036	18,544	7,507	11,036	0	0	0
80+	18,347	6,869	11,478	18,347	6,869	11,478	0	0	0
Total	2,359,197	1,142,442	1,216,755	2,359,197	1,142,442	1,216,755	0	0	0

## Phnom Penh

2020

Age groups	Total			Urban			Rural		
	Total	Male	Female	Total	Male	Female	Total	Male	Female
0 - 4	181,663	92,833	88,830	181,663	92,833	88,830	0	0	0
5 - 9	173,558	88,630	84,928	173,558	88,630	84,928	0	0	0
10 - 14	176,144	89,727	86,418	176,144	89,727	86,418	0	0	0
15 - 19	209,745	101,558	108,187	209,745	101,558	108,187	0	0	0
20 - 24	243,487	115,483	128,004	243,487	115,483	128,004	0	0	0
25 - 29	279,514	133,320	146,194	279,514	133,320	146,194	0	0	0
30 - 34	259,483	126,257	133,226	259,483	126,257	133,226	0	0	0
35 - 39	254,197	124,902	129,295	254,197	124,902	129,295	0	0	0
40 - 44	130,207	65,024	65,183	130,207	65,024	65,183	0	0	0
45 - 49	111,442	55,787	55,655	111,442	55,787	55,655	0	0	0
50 - 54	97,365	47,798	49,567	97,365	47,798	49,567	0	0	0
55 - 59	84,204	39,631	44,573	84,204	39,631	44,573	0	0	0
60 - 64	70,691	30,304	40,387	70,691	30,304	40,387	0	0	0
65 - 69	53,622	22,491	31,131	53,622	22,491	31,131	0	0	0
70 - 74	34,005	13,775	20,230	34,005	13,775	20,230	0	0	0
75-79	19,595	8,046	11,549	19,595	8,046	11,549	0	0	0
80+	18,340	6,787	11,553	18,340	6,787	11,553	0	0	0
Total	2,397,261	1,162,353	1,234,908	2,397,261	1,162,353	1,234,908	0	0	0

## Phnom Penh

2021

Age groups	Total			Urban			Rural		
	Total	Male	Female	Total	Male	Female	Total	Male	Female
0 - 4	180,250	92,067	88,183	180,250	92,067	88,183	0	0	0
5 - 9	176,932	90,336	86,596	176,932	90,336	86,596	0	0	0
10 - 14	172,045	87,624	84,421	172,045	87,624	84,421	0	0	0
15 - 19	218,567	106,193	112,375	218,567	106,193	112,375	0	0	0
20 - 24	247,219	118,030	129,189	247,219	118,030	129,189	0	0	0
25 - 29	271,141	128,987	142,154	271,141	128,987	142,154	0	0	0
30 - 34	265,802	129,249	136,553	265,802	129,249	136,553	0	0	0
35 - 39	254,462	124,738	129,724	254,462	124,738	129,724	0	0	0
40 - 44	148,941	74,684	74,257	148,941	74,684	74,257	0	0	0
45 - 49	107,033	53,633	53,400	107,033	53,633	53,400	0	0	0
50 - 54	100,068	49,600	50,468	100,068	49,600	50,468	0	0	0
55 - 59	85,658	40,214	45,444	85,658	40,214	45,444	0	0	0
60 - 64	75,396	33,380	42,016	75,396	33,380	42,016	0	0	0
65 - 69	55,507	23,041	32,466	55,507	23,041	32,466	0	0	0
70 - 74	36,256	14,701	21,554	36,256	14,701	21,554	0	0	0
75-79	20,584	8,430	12,155	20,584	8,430	12,155	0	0	0
80+	18,668	6,934	11,734	18,668	6,934	11,734	0	0	0
Total	2,434,531	1,181,842	1,252,689	2,434,531	1,181,842	1,252,689	0	0	0

## Phnom Penh

2022

Age groups	Total			Urban			Rural		
	Total	Male	Female	Total	Male	Female	Total	Male	Female
0 - 4	178,055	90,889	87,166	178,055	90,889	87,166	0	0	0
5 - 9	181,610	92,713	88,897	181,610	92,713	88,897	0	0	0
10 - 14	166,381	84,683	81,698	166,381	84,683	81,698	0	0	0
15 - 19	226,829	110,462	116,367	226,829	110,462	116,367	0	0	0
20 - 24	253,961	122,161	131,799	253,961	122,161	131,799	0	0	0
25 - 29	261,151	123,917	137,234	261,151	123,917	137,234	0	0	0
30 - 34	273,064	132,736	140,328	273,064	132,736	140,328	0	0	0
35 - 39	250,422	122,378	128,044	250,422	122,378	128,044	0	0	0
40 - 44	170,198	85,597	84,601	170,198	85,597	84,601	0	0	0
45 - 49	103,066	51,632	51,434	103,066	51,632	51,434	0	0	0
50 - 54	102,696	51,453	51,242	102,696	51,453	51,242	0	0	0
55 - 59	86,639	40,442	46,197	86,639	40,442	46,197	0	0	0
60 - 64	80,325	36,666	43,660	80,325	36,666	43,660	0	0	0
65 - 69	57,503	23,701	33,802	57,503	23,701	33,802	0	0	0
70 - 74	38,660	15,698	22,962	38,660	15,698	22,962	0	0	0
75-79	21,644	8,776	12,868	21,644	8,776	12,868	0	0	0
80+	19,191	7,193	11,998	19,191	7,193	11,998	0	0	0
Total	2,471,395	1,201,098	1,270,297	2,471,395	1,201,098	1,270,297	0	0	0



**Phnom Penh**

2023

Age groups	Total			Urban			Rural		
	Total	Male	Female	Total	Male	Female	Total	Male	Female
0 - 4	177,996	90,806	87,190	177,996	90,806	87,190	0	0	0
5 - 9	183,649	93,733	89,917	183,649	93,733	89,917	0	0	0
10 - 14	161,189	81,968	79,221	161,189	81,968	79,221	0	0	0
15 - 19	232,777	113,524	119,253	232,777	113,524	119,253	0	0	0
20 - 24	262,611	127,216	135,395	262,611	127,216	135,395	0	0	0
25 - 29	252,793	119,816	132,977	252,793	119,816	132,977	0	0	0
30 - 34	278,103	135,105	142,999	278,103	135,105	142,999	0	0	0
35 - 39	246,387	120,025	126,361	246,387	120,025	126,361	0	0	0
40 - 44	189,132	95,252	93,880	189,132	95,252	93,880	0	0	0
45 - 49	102,640	51,440	51,200	102,640	51,440	51,200	0	0	0
50 - 54	104,271	52,726	51,545	104,271	52,726	51,545	0	0	0
55 - 59	87,648	40,738	46,910	87,648	40,738	46,910	0	0	0
60 - 64	84,849	39,624	45,224	84,849	39,624	45,224	0	0	0
65 - 69	59,997	24,798	35,199	59,997	24,798	35,199	0	0	0
70 - 74	41,044	16,650	24,394	41,044	16,650	24,394	0	0	0
75-79	22,892	9,185	13,707	22,892	9,185	13,707	0	0	0
80+	19,826	7,494	12,332	19,826	7,494	12,332	0	0	0
Total	2,507,803	1,220,099	1,287,705	2,507,803	1,220,099	1,287,705	0	0	0

**Phnom Penh**

2024

Age groups	Total			Urban			Rural		
	Total	Male	Female	Total	Male	Female	Total	Male	Female
0 - 4	185,705	94,716	90,990	185,705	94,716	90,990	0	0	0
5 - 9	176,464	90,008	86,456	176,464	90,008	86,456	0	0	0
10 - 14	158,192	80,375	77,818	158,192	80,375	77,818	0	0	0
15 - 19	235,251	114,827	120,425	235,251	114,827	120,425	0	0	0
20 - 24	272,199	132,625	139,574	272,199	132,625	139,574	0	0	0
25 - 29	248,389	117,895	130,494	248,389	117,895	130,494	0	0	0
30 - 34	278,799	135,279	143,520	278,799	135,279	143,520	0	0	0
35 - 39	245,389	119,231	126,157	245,389	119,231	126,157	0	0	0
40 - 44	202,340	101,891	100,448	202,340	101,891	100,448	0	0	0
45 - 49	107,760	54,130	53,630	107,760	54,130	53,630	0	0	0
50 - 54	104,242	53,045	51,197	104,242	53,045	51,197	0	0	0
55 - 59	89,018	41,388	47,631	89,018	41,388	47,631	0	0	0
60 - 64	88,537	41,895	46,641	88,537	41,895	46,641	0	0	0
65 - 69	63,221	26,527	36,694	63,221	26,527	36,694	0	0	0
70 - 74	43,291	17,483	25,808	43,291	17,483	25,808	0	0	0
75-79	24,399	9,719	14,680	24,399	9,719	14,680	0	0	0
80+	20,533	7,801	12,732	20,533	7,801	12,732	0	0	0
Total	2,543,729	1,238,835	1,304,893	2,543,729	1,238,835	1,304,893	0	0	0

**Phnom Penh**

2025

Age groups	Total			Urban			Rural		
	Total	Male	Female	Total	Male	Female	Total	Male	Female
0 - 4	182,719	93,149	89,569	182,719	93,149	89,569	0	0	0
5 - 9	177,588	90,534	87,055	177,588	90,534	87,055	0	0	0
10 - 14	158,242	80,349	77,894	158,242	80,349	77,894	0	0	0
15 - 19	233,667	114,083	119,584	233,667	114,083	119,584	0	0	0
20 - 24	283,004	138,505	144,498	283,004	138,505	144,498	0	0	0
25 - 29	248,496	118,457	130,039	248,496	118,457	130,039	0	0	0
30 - 34	274,437	132,887	141,550	274,437	132,887	141,550	0	0	0
35 - 39	248,553	120,577	127,976	248,553	120,577	127,976	0	0	0
40 - 44	208,476	104,829	103,647	208,476	104,829	103,647	0	0	0
45 - 49	119,556	60,288	59,269	119,556	60,288	59,269	0	0	0
50 - 54	101,971	52,054	49,917	101,971	52,054	49,917	0	0	0
55 - 59	91,095	42,601	48,494	91,095	42,601	48,494	0	0	0
60 - 64	91,193	43,323	47,870	91,193	43,323	47,870	0	0	0
65 - 69	67,297	28,999	38,298	67,297	28,999	38,298	0	0	0
70 - 74	45,326	18,146	27,180	45,326	18,146	27,180	0	0	0
75-79	26,189	10,403	15,786	26,189	10,403	15,786	0	0	0
80+	21,347	8,123	13,224	21,347	8,123	13,224	0	0	0
Total	2,579,157	1,257,306	1,321,850	2,579,157	1,257,306	1,321,850	0	0	0

**Phnom Penh**

2026

Age groups	Total			Urban			Rural		
	Total	Male	Female	Total	Male	Female	Total	Male	Female
0 - 4	180,285	91,866	88,420	180,285	91,866	88,420	0	0	0
5 - 9	176,174	89,752	86,422	176,174	89,752	86,422	0	0	0
10 - 14	161,282	81,859	79,422	161,282	81,859	79,422	0	0	0
15 - 19	228,181	111,368	116,812	228,181	111,368	116,812	0	0	0
20 - 24	294,890	144,803	150,087	294,890	144,803	150,087	0	0	0
25 - 29	252,322	121,064	131,258	252,322	121,064	131,258	0	0	0
30 - 34	266,248	128,568	137,680	266,248	128,568	137,680	0	0	0
35 - 39	254,657	123,444	131,213	254,657	123,444	131,213	0	0	0
40 - 44	208,752	104,706	104,046	208,752	104,706	104,046	0	0	0
45 - 49	136,828	69,269	67,559	136,828	69,269	67,559	0	0	0
50 - 54	98,016	50,076	47,940	98,016	50,076	47,940	0	0	0
55 - 59	93,749	44,263	49,487	93,749	44,263	49,487	0	0	0
60 - 64	92,968	44,049	48,919	92,968	44,049	48,919	0	0	0
65 - 69	72,036	32,063	39,973	72,036	32,063	39,973	0	0	0
70 - 74	47,218	18,701	28,518	47,218	18,701	28,518	0	0	0
75-79	28,216	11,212	17,004	28,216	11,212	17,004	0	0	0
80+	22,312	8,478	13,834	22,312	8,478	13,834	0	0	0
Total	2,614,134	1,275,540	1,338,595	2,614,134	1,275,540	1,338,595	0	0	0

## Phnom Penh

2027

Age groups	Total			Urban			Rural		
	Total	Male	Female	Total	Male	Female	Total	Male	Female
0 - 4	177,977	90,645	87,332	177,977	90,645	87,332	0	0	0
5 - 9	174,017	88,587	85,431	174,017	88,587	85,431	0	0	0
10 - 14	165,526	83,991	81,535	165,526	83,991	81,535	0	0	0
15 - 19	220,647	107,610	113,037	220,647	107,610	113,037	0	0	0
20 - 24	306,047	150,623	155,423	306,047	150,623	155,423	0	0	0
25 - 29	259,242	125,313	133,929	259,242	125,313	133,929	0	0	0
30 - 34	256,491	123,530	132,961	256,491	123,530	132,961	0	0	0
35 - 39	261,688	126,801	134,887	261,688	126,801	134,887	0	0	0
40 - 44	205,513	102,752	102,761	205,513	102,752	102,761	0	0	0
45 - 49	156,437	79,423	77,013	156,437	79,423	77,013	0	0	0
50 - 54	94,470	48,249	46,222	94,470	48,249	46,222	0	0	0
55 - 59	96,338	45,976	50,362	96,338	45,976	50,362	0	0	0
60 - 64	94,238	44,392	49,846	94,238	44,392	49,846	0	0	0
65 - 69	77,005	35,342	41,663	77,005	35,342	41,663	0	0	0
70 - 74	49,217	19,352	29,866	49,217	19,352	29,866	0	0	0
75-79	30,382	12,082	18,300	30,382	12,082	18,300	0	0	0
80+	23,451	8,884	14,567	23,451	8,884	14,567	0	0	0
Total	2,648,686	1,293,551	1,355,135	2,648,686	1,293,551	1,355,135	0	0	0

## Phnom Penh

2028

Age groups	Total			Urban			Rural		
	Total	Male	Female	Total	Male	Female	Total	Male	Female
0 - 4	175,778	89,476	86,303	175,778	89,476	86,303	0	0	0
5 - 9	173,981	88,505	85,475	173,981	88,505	85,475	0	0	0
10 - 14	167,398	84,909	82,488	167,398	84,909	82,488	0	0	0
15 - 19	213,780	104,160	109,620	213,780	104,160	109,620	0	0	0
20 - 24	314,128	154,820	159,308	314,128	154,820	159,308	0	0	0
25 - 29	268,148	130,527	137,621	268,148	130,527	137,621	0	0	0
30 - 34	248,366	119,473	128,893	248,366	119,473	128,893	0	0	0
35 - 39	266,624	129,106	137,519	266,624	129,106	137,519	0	0	0
40 - 44	202,302	100,817	101,485	202,302	100,817	101,485	0	0	0
45 - 49	173,948	88,428	85,521	173,948	88,428	85,521	0	0	0
50 - 54	94,181	48,119	46,062	94,181	48,119	46,062	0	0	0
55 - 59	97,947	47,174	50,773	97,947	47,174	50,773	0	0	0
60 - 64	95,546	44,816	50,731	95,546	44,816	50,731	0	0	0
65 - 69	81,607	38,319	43,287	81,607	38,319	43,287	0	0	0
70 - 74	51,658	20,371	31,287	51,658	20,371	31,287	0	0	0
75-79	32,552	12,923	19,629	32,552	12,923	19,629	0	0	0
80+	24,795	9,365	15,430	24,795	9,365	15,430	0	0	0
Total	2,682,739	1,311,308	1,371,431	2,682,739	1,311,308	1,371,431	0	0	0

## Phnom Penh

2029

Age groups	Total			Urban			Rural		
	Total	Male	Female	Total	Male	Female	Total	Male	Female
0 - 4	173,616	88,321	85,295	173,616	88,321	85,295	0	0	0
5 - 9	181,558	92,323	89,235	181,558	92,323	89,235	0	0	0
10 - 14	160,875	81,535	79,340	160,875	81,535	79,340	0	0	0
15 - 19	209,841	102,142	107,699	209,841	102,142	107,699	0	0	0
20 - 24	317,538	156,620	160,918	317,538	156,620	160,918	0	0	0
25 - 29	278,024	136,105	141,919	278,024	136,105	141,919	0	0	0
30 - 34	244,125	117,586	126,538	244,125	117,586	126,538	0	0	0
35 - 39	267,402	129,311	138,091	267,402	129,311	138,091	0	0	0
40 - 44	201,585	100,187	101,398	201,585	100,187	101,398	0	0	0
45 - 49	186,212	94,637	91,575	186,212	94,637	91,575	0	0	0
50 - 54	98,985	50,685	48,299	98,985	50,685	48,299	0	0	0
55 - 59	98,047	47,517	50,530	98,047	47,517	50,530	0	0	0
60 - 64	97,244	45,627	51,617	97,244	45,627	51,617	0	0	0
65 - 69	85,420	40,640	44,780	85,420	40,640	44,780	0	0	0
70 - 74	54,736	21,918	32,818	54,736	21,918	32,818	0	0	0
75-79	34,631	13,678	20,954	34,631	13,678	20,954	0	0	0
80+	26,357	9,934	16,423	26,357	9,934	16,423	0	0	0
Total	2,716,197	1,328,767	1,387,430	2,716,197	1,328,767	1,387,430	0	0	0

## Phnom Penh

2030

Age groups	Total			Urban			Rural		
	Total	Male	Female	Total	Male	Female	Total	Male	Female
0 - 4	171,522	87,201	84,322	171,522	87,201	84,322	0	0	0
5 - 9	178,761	90,844	87,918	178,761	90,844	87,918	0	0	0
10 - 14	162,008	82,052	79,957	162,008	82,052	79,957	0	0	0
15 - 19	210,042	102,163	107,879	210,042	102,163	107,879	0	0	0
20 - 24	315,607	155,696	159,911	315,607	155,696	159,911	0	0	0
25 - 29	289,273	142,228	147,044	289,273	142,228	147,044	0	0	0
30 - 34	244,418	118,223	126,195	244,418	118,223	126,195	0	0	0
35 - 39	263,440	127,115	136,325	263,440	127,115	136,325	0	0	0
40 - 44	204,376	101,397	102,978	204,376	101,397	102,978	0	0	0
45 - 49	192,062	97,454	94,609	192,062	97,454	94,609	0	0	0
50 - 54	109,978	56,527	53,451	109,978	56,527	53,451	0	0	0
55 - 59	96,073	46,703	49,369	96,073	46,703	49,369	0	0	0
60 - 64	99,755	47,079	52,676	99,755	47,079	52,676	0	0	0
65 - 69	88,288	42,167	46,120	88,288	42,167	46,120	0	0	0
70 - 74	58,587	24,102	34,485	58,587	24,102	34,485	0	0	0
75-79	36,574	14,310	22,264	36,574	14,310	22,264	0	0	0
80+	28,190	10,616	17,573	28,190	10,616	17,573	0	0	0
Total	2,748,953	1,345,876	1,403,077	2,748,953	1,345,876	1,403,077	0	0	0

**Preah Vihear**

2019

Age groups	Total			Urban			Rural		
	Total	Male	Female	Total	Male	Female	Total	Male	Female
0 - 4	32,014	16,262	15,752	2,845	1,468	1,377	29,169	14,794	14,375
5 - 9	27,638	14,173	13,465	2,502	1,285	1,217	25,136	12,889	12,247
10 - 14	29,370	15,244	14,126	2,841	1,532	1,309	26,529	13,711	12,818
15 - 19	26,504	13,307	13,197	2,794	1,411	1,384	23,710	11,896	11,814
20 - 24	23,230	11,692	11,538	2,495	1,332	1,163	20,735	10,359	10,376
25 - 29	24,628	12,725	11,903	2,904	1,601	1,303	21,724	11,124	10,600
30 - 34	20,540	10,662	9,878	2,557	1,428	1,129	17,983	9,234	8,749
35 - 39	20,166	10,286	9,880	2,443	1,355	1,088	17,723	8,931	8,792
40 - 44	13,270	6,751	6,519	1,469	814	655	11,801	5,937	5,864
45 - 49	12,169	6,055	6,114	1,312	678	634	10,857	5,378	5,480
50 - 54	10,201	4,867	5,334	1,226	606	620	8,975	4,261	4,714
55 - 59	8,615	4,182	4,433	1,025	518	507	7,590	3,664	3,926
60 - 64	5,653	2,579	3,074	619	298	321	5,034	2,281	2,753
65 - 69	3,771	1,692	2,078	394	180	214	3,376	1,512	1,864
70 - 74	2,363	937	1,426	275	113	162	2,088	824	1,264
75-79	1,615	672	943	176	69	107	1,439	603	836
80+	1,706	620	1,086	183	71	112	1,523	549	974
Total	263,453	132,707	130,746	28,060	14,760	13,301	235,393	117,947	117,445

**Preah Vihear**

2020

Age groups	Total			Urban			Rural		
	Total	Male	Female	Total	Male	Female	Total	Male	Female
0 - 4	32,264	16,385	15,879	2,618	1,366	1,252	29,646	15,019	14,627
5 - 9	27,687	14,194	13,494	2,199	1,164	1,035	25,489	13,030	12,459
10 - 14	29,215	15,171	14,044	2,646	1,465	1,181	26,569	13,706	12,863
15 - 19	27,592	13,917	13,675	3,066	1,530	1,536	24,526	12,388	12,139
20 - 24	23,267	11,763	11,504	2,744	1,461	1,283	20,522	10,302	10,221
25 - 29	24,269	12,516	11,753	2,958	1,630	1,328	21,312	10,887	10,425
30 - 34	20,825	10,795	10,031	2,376	1,346	1,030	18,450	9,449	9,001
35 - 39	20,796	10,594	10,202	2,332	1,321	1,011	18,464	9,273	9,191
40 - 44	14,731	7,525	7,207	1,634	933	701	13,098	6,592	6,506
45 - 49	11,908	5,946	5,963	1,332	704	628	10,576	5,241	5,335
50 - 54	10,435	5,009	5,426	1,439	732	706	8,997	4,277	4,720
55 - 59	8,863	4,321	4,543	1,175	614	561	7,688	3,707	3,982
60 - 64	5,999	2,810	3,189	661	326	336	5,337	2,484	2,853
65 - 69	3,925	1,747	2,178	383	168	214	3,542	1,579	1,964
70 - 74	2,509	993	1,516	273	111	162	2,237	882	1,354
75-79	1,709	722	988	172	63	109	1,537	658	878
80+	1,707	613	1,094	188	69	120	1,519	545	974
Total	267,704	135,020	132,684	28,196	15,003	13,193	239,508	120,017	119,491

**Preah Vihear**

2021

Age groups	Total			Urban			Rural		
	Total	Male	Female	Total	Male	Female	Total	Male	Female
0 - 4	32,051	16,270	15,781	2,596	1,356	1,241	29,455	14,914	14,541
5 - 9	28,259	14,485	13,774	2,281	1,187	1,094	25,979	13,298	12,680
10 - 14	28,569	14,834	13,735	2,638	1,432	1,207	25,931	13,402	12,529
15 - 19	28,787	14,570	14,217	3,266	1,600	1,665	25,521	12,970	12,551
20 - 24	23,651	12,037	11,615	2,786	1,494	1,292	20,865	10,543	10,322
25 - 29	23,570	12,124	11,446	2,867	1,578	1,289	20,704	10,547	10,157
30 - 34	21,358	11,064	10,294	2,432	1,378	1,054	18,926	9,686	9,240
35 - 39	20,843	10,594	10,249	2,333	1,320	1,013	18,510	9,273	9,237
40 - 44	16,871	8,653	8,218	1,869	1,072	797	15,002	7,581	7,421
45 - 49	11,451	5,723	5,728	1,279	677	602	10,172	5,046	5,126
50 - 54	10,738	5,204	5,534	1,479	760	719	9,259	4,444	4,815
55 - 59	9,027	4,390	4,637	1,194	624	571	7,833	3,766	4,066
60 - 64	6,406	3,099	3,307	708	359	349	5,698	2,740	2,958
65 - 69	4,068	1,792	2,276	395	172	223	3,672	1,620	2,053
70 - 74	2,679	1,061	1,618	291	118	172	2,388	943	1,445
75-79	1,798	757	1,041	186	71	115	1,612	686	926
80+	1,740	627	1,113	192	70	122	1,548	557	991
Total	271,866	137,284	134,582	28,793	15,269	13,524	243,073	122,015	121,058

**Preah Vihear**

2022

Age groups	Total			Urban			Rural		
	Total	Male	Female	Total	Male	Female	Total	Male	Female
0 - 4	31,699	16,082	15,616	2,562	1,335	1,226	29,137	14,747	14,390
5 - 9	29,041	14,885	14,156	2,338	1,215	1,123	26,703	13,670	13,033
10 - 14	27,662	14,354	13,307	2,548	1,380	1,168	25,113	12,974	12,139
15 - 19	29,911	15,176	14,735	3,385	1,661	1,724	26,526	13,515	13,011
20 - 24	24,325	12,474	11,851	2,860	1,543	1,318	21,465	10,932	10,533
25 - 29	22,729	11,663	11,066	2,757	1,512	1,245	19,973	10,151	9,821
30 - 34	21,968	11,377	10,590	2,422	1,339	1,083	19,546	10,039	9,508
35 - 39	20,537	10,406	10,130	2,058	1,058	1,000	18,479	9,348	9,131
40 - 44	19,302	9,930	9,371	2,487	1,579	908	16,815	8,352	8,463
45 - 49	11,040	5,517	5,523	1,116	651	466	9,923	4,866	5,057
50 - 54	11,033	5,406	5,627	1,517	787	731	9,516	4,619	4,897
55 - 59	9,141	4,420	4,721	1,206	626	580	7,936	3,795	4,141
60 - 64	6,833	3,408	3,424	757	393	364	6,076	3,015	3,061
65 - 69	4,219	1,846	2,374	409	177	232	3,810	1,669	2,141
70 - 74	2,860	1,135	1,725	310	126	184	2,550	1,009	1,542
75-79	1,892	789	1,103	195	74	121	1,697	715	982
80+	1,791	652	1,139	197	72	124	1,594	579	1,015
Total	275,982	139,521	136,462	29,124	15,528	13,596	246,859	123,993	122,866

**Preah Vihear**

2023

Age groups	Total			Urban			Rural		
	Total	Male	Female	Total	Male	Female	Total	Male	Female
0 - 4	31,729	16,091	15,638	2,567	1,339	1,227	29,163	14,752	14,411
5 - 9	29,406	15,071	14,335	2,370	1,233	1,137	27,036	13,838	13,198
10 - 14	26,833	13,914	12,919	2,474	1,341	1,133	24,359	12,573	11,786
15 - 19	30,735	15,619	15,116	3,481	1,714	1,767	27,254	13,905	13,349
20 - 24	25,187	13,009	12,177	2,967	1,613	1,354	22,220	11,396	10,823
25 - 29	22,030	11,293	10,737	2,675	1,468	1,207	19,356	9,826	9,530
30 - 34	22,402	11,597	10,805	2,547	1,443	1,104	19,855	10,154	9,701
35 - 39	20,232	10,221	10,011	2,259	1,272	987	17,973	8,949	9,024
40 - 44	21,477	11,067	10,410	2,378	1,369	1,008	19,099	9,697	9,402
45 - 49	11,008	5,504	5,504	1,115	651	464	9,894	4,854	5,040
50 - 54	11,217	5,547	5,669	1,545	809	736	9,672	4,738	4,934
55 - 59	9,260	4,459	4,801	1,222	633	589	8,038	3,826	4,211
60 - 64	7,227	3,689	3,538	804	427	377	6,423	3,262	3,161
65 - 69	4,408	1,934	2,474	428	186	242	3,980	1,748	2,232
70 - 74	3,040	1,205	1,835	329	134	195	2,711	1,071	1,640
75-79	2,004	827	1,177	207	78	129	1,797	749	1,048
80+	1,853	680	1,173	204	76	128	1,649	604	1,045
Total	280,048	141,728	138,320	29,571	15,786	13,785	250,477	125,942	124,535

**Preah Vihear**

2024

Age groups	Total			Urban			Rural		
	Total	Male	Female	Total	Male	Female	Total	Male	Female
0 - 4	33,144	16,808	16,336	2,681	1,399	1,282	30,463	15,409	15,054
5 - 9	28,289	14,493	13,797	2,280	1,186	1,094	26,010	13,307	12,703
10 - 14	26,366	13,663	12,703	2,431	1,317	1,114	23,936	12,347	11,589
15 - 19	31,099	15,821	15,278	3,522	1,736	1,786	27,577	14,085	13,492
20 - 24	26,138	13,582	12,556	3,081	1,684	1,397	23,057	11,898	11,159
25 - 29	21,673	11,128	10,544	2,632	1,446	1,186	19,041	9,682	9,359
30 - 34	22,485	11,629	10,856	2,556	1,447	1,109	19,929	10,182	9,747
35 - 39	20,175	10,168	10,006	2,252	1,266	986	17,922	8,903	9,020
40 - 44	23,005	11,855	11,150	2,547	1,467	1,080	20,458	10,388	10,070
45 - 49	11,571	5,800	5,771	1,291	686	605	10,281	5,115	5,166
50 - 54	11,227	5,589	5,638	1,548	815	732	9,680	4,774	4,906
55 - 59	9,416	4,537	4,879	1,243	644	599	8,173	3,893	4,280
60 - 64	7,550	3,906	3,644	841	452	390	6,709	3,454	3,255
65 - 69	4,650	2,072	2,579	452	199	253	4,199	1,873	2,326
70 - 74	3,211	1,267	1,943	348	141	207	2,863	1,126	1,737
75-79	2,139	876	1,262	221	82	139	1,918	794	1,124
80+	1,921	709	1,212	211	79	132	1,710	630	1,080
Total	284,060	143,904	140,156	30,135	16,044	14,090	253,925	127,860	126,065

**Preah Vihear**

2025

Age groups	Total			Urban			Rural		
	Total	Male	Female	Total	Male	Female	Total	Male	Female
0 - 4	32,691	16,574	16,117	2,643	1,379	1,264	30,048	15,195	14,853
5 - 9	28,540	14,616	13,923	2,299	1,196	1,103	26,240	13,421	12,820
10 - 14	26,439	13,695	12,744	2,436	1,320	1,117	24,003	12,376	11,627
15 - 19	30,966	15,760	15,206	3,506	1,728	1,777	27,460	14,032	13,428
20 - 24	27,242	14,222	13,020	3,211	1,763	1,448	24,031	12,459	11,572
25 - 29	21,735	11,211	10,524	2,640	1,457	1,183	19,095	9,754	9,341
30 - 34	22,188	11,454	10,734	2,521	1,425	1,096	19,667	10,029	9,638
35 - 39	20,485	10,310	10,174	2,286	1,283	1,003	18,199	9,027	9,172
40 - 44	23,761	12,229	11,531	2,629	1,513	1,116	21,132	10,717	10,415
45 - 49	12,870	6,477	6,392	1,435	765	670	11,434	5,712	5,722
50 - 54	11,010	5,499	5,510	1,517	802	715	9,492	4,697	4,795
55 - 59	9,659	4,682	4,977	1,275	664	611	8,384	4,018	4,366
60 - 64	7,796	4,050	3,746	869	468	401	6,927	3,581	3,346
65 - 69	4,962	2,271	2,692	483	218	265	4,480	2,053	2,427
70 - 74	3,370	1,319	2,051	365	147	218	3,005	1,172	1,833
75-79	2,301	941	1,361	237	88	149	2,064	852	1,211
80+	2,002	740	1,262	220	82	138	1,782	657	1,125
Total	288,016	146,050	141,966	30,573	16,297	14,275	257,444	129,752	127,691

**Preah Vihear**

2026

Age groups	Total			Urban			Rural		
	Total	Male	Female	Total	Male	Female	Total	Male	Female
0 - 4	32,346	16,395	15,951	2,615	1,364	1,251	29,731	15,031	14,700
5 - 9	28,391	14,534	13,858	2,287	1,189	1,098	26,105	13,345	12,759
10 - 14	27,022	13,995	13,027	2,490	1,348	1,142	24,533	12,647	11,886
15 - 19	30,323	15,432	14,892	3,432	1,692	1,740	26,891	13,740	13,151
20 - 24	28,466	14,913	13,552	3,404	1,848	1,556	25,062	13,065	11,996
25 - 29	22,131	11,492	10,639	2,690	1,493	1,197	19,441	9,999	9,442
30 - 34	21,586	11,115	10,471	2,451	1,383	1,069	19,134	9,732	9,402
35 - 39	21,046	10,587	10,459	2,348	1,317	1,031	18,699	9,270	9,429
40 - 44	23,859	12,252	11,607	2,638	1,515	1,123	21,220	10,737	10,483
45 - 49	14,770	7,465	7,305	1,648	882	766	13,122	6,583	6,539
50 - 54	10,612	5,306	5,306	1,463	774	689	9,150	4,533	4,617
55 - 59	9,969	4,879	5,089	1,317	692	625	8,651	4,188	4,464
60 - 64	7,970	4,130	3,840	888	477	410	7,082	3,653	3,430
65 - 69	5,327	2,518	2,808	519	242	277	4,807	2,276	2,531
70 - 74	3,520	1,363	2,157	381	152	229	3,139	1,212	1,928
75-79	2,486	1,017	1,469	256	95	161	2,230	921	1,308
80+	2,098	775	1,324	230	86	144	1,868	688	1,180
Total	291,922	148,168	143,754	31,058	16,548	14,509	260,865	131,620	129,245



**Preah Vihear**

2027

Age groups	Total			Urban			Rural		
	Total	Male	Female	Total	Male	Female	Total	Male	Female
0 - 4	32,026	16,229	15,797	2,588	1,350	1,238	29,438	14,880	14,558
5 - 9	28,127	14,392	13,735	2,265	1,177	1,088	25,862	13,215	12,648
10 - 14	27,816	14,406	13,410	2,562	1,387	1,174	25,254	13,019	12,235
15 - 19	29,409	14,959	14,450	3,328	1,640	1,688	26,081	13,319	12,762
20 - 24	29,630	15,563	14,067	3,493	1,928	1,565	26,137	13,635	12,502
25 - 29	22,806	11,934	10,872	2,774	1,550	1,224	20,032	10,384	9,648
30 - 34	20,857	10,714	10,143	2,367	1,332	1,035	18,490	9,381	9,108
35 - 39	21,692	10,911	10,781	2,419	1,357	1,062	19,273	9,553	9,719
40 - 44	23,558	12,062	11,496	2,603	1,491	1,112	20,955	10,571	10,384
45 - 49	16,937	8,587	8,350	1,890	1,014	875	15,047	7,572	7,475
50 - 54	10,259	5,129	5,130	1,413	748	666	8,845	4,381	4,464
55 - 59	10,274	5,085	5,190	1,359	721	638	8,916	4,364	4,552
60 - 64	8,103	4,175	3,927	901	482	419	7,201	3,693	3,508
65 - 69	5,711	2,785	2,926	558	267	290	5,153	2,517	2,636
70 - 74	3,680	1,415	2,265	398	157	241	3,282	1,258	2,024
75-79	2,685	1,099	1,586	277	103	174	2,408	996	1,412
80+	2,212	814	1,398	243	91	152	1,969	724	1,246
Total	295,781	150,260	145,521	31,436	16,796	14,640	264,345	133,464	130,881

**Preah Vihear**

2028

Age groups	Total			Urban			Rural		
	Total	Male	Female	Total	Male	Female	Total	Male	Female
0 - 4	31,722	16,072	15,650	2,562	1,336	1,226	29,160	14,736	14,424
5 - 9	28,203	14,425	13,777	2,270	1,179	1,090	25,933	13,246	12,687
10 - 14	28,212	14,611	13,601	2,597	1,406	1,190	25,615	13,205	12,411
15 - 19	28,577	14,527	14,050	3,232	1,592	1,640	25,344	12,935	12,409
20 - 24	30,501	16,049	14,452	3,595	1,988	1,607	26,906	14,061	12,845
25 - 29	23,658	12,471	11,187	2,879	1,619	1,260	20,779	10,852	9,927
30 - 34	20,255	10,396	9,859	2,297	1,292	1,005	17,957	9,103	8,854
35 - 39	22,165	11,145	11,020	2,470	1,386	1,085	19,695	9,759	9,935
40 - 44	23,257	11,874	11,384	2,567	1,467	1,100	20,690	10,406	10,284
45 - 49	18,887	9,592	9,296	2,107	1,133	974	16,781	8,459	8,322
50 - 54	10,257	5,132	5,125	1,412	748	665	8,845	4,384	4,460
55 - 59	10,476	5,234	5,242	1,386	742	645	9,090	4,493	4,597
60 - 64	8,239	4,229	4,010	915	488	427	7,324	3,741	3,583
65 - 69	6,070	3,029	3,041	593	291	303	5,476	2,739	2,738
70 - 74	3,874	1,495	2,379	419	166	253	3,455	1,329	2,127
75-79	2,885	1,180	1,706	297	110	187	2,588	1,069	1,519
80+	2,346	861	1,484	257	96	162	2,088	765	1,323
Total	299,583	152,323	147,261	31,858	17,040	14,817	267,726	135,282	132,443

**Preah Vihear**

2029

Age groups	Total			Urban			Rural		
	Total	Male	Female	Total	Male	Female	Total	Male	Female
0 - 4	31,418	15,916	15,502	2,540	1,326	1,213	28,878	14,590	14,288
5 - 9	29,511	15,096	14,415	2,377	1,237	1,140	27,134	13,859	13,275
10 - 14	27,187	14,076	13,111	2,505	1,358	1,147	24,682	12,717	11,965
15 - 19	28,127	14,291	13,835	3,184	1,570	1,614	24,943	12,722	12,221
20 - 24	30,916	16,288	14,628	3,648	2,022	1,626	27,268	14,266	13,003
25 - 29	24,596	13,046	11,550	2,999	1,698	1,301	21,598	11,348	10,249
30 - 34	19,963	10,265	9,698	2,267	1,279	988	17,696	8,986	8,710
35 - 39	22,291	11,199	11,092	2,486	1,396	1,091	19,804	9,803	10,001
40 - 44	23,238	11,838	11,401	2,567	1,466	1,101	20,672	10,371	10,300
45 - 49	20,274	10,298	9,976	2,263	1,219	1,044	18,011	9,079	8,932
50 - 54	10,810	5,423	5,386	1,490	792	698	9,319	4,631	4,688
55 - 59	10,516	5,289	5,226	1,394	751	642	9,122	4,538	4,584
60 - 64	8,408	4,320	4,089	935	500	435	7,473	3,820	3,654
65 - 69	6,371	3,223	3,148	624	310	314	5,747	2,913	2,834
70 - 74	4,116	1,613	2,502	445	180	265	3,671	1,434	2,237
75-79	3,078	1,252	1,825	317	118	200	2,760	1,135	1,626
80+	2,500	917	1,584	401	229	172	2,100	688	1,412
Total	303,320	154,351	148,969	32,441	17,451	14,990	270,878	136,900	133,978

**Preah Vihear**

2030

Age groups	Total			Urban			Rural		
	Total	Male	Female	Total	Male	Female	Total	Male	Female
0 - 4	31,116	15,761	15,355	2,512	1,312	1,200	28,604	14,449	14,155
5 - 9	29,129	14,898	14,231	2,343	1,219	1,123	26,786	13,679	13,107
10 - 14	27,446	14,206	13,240	2,525	1,369	1,156	24,921	12,837	12,084
15 - 19	28,223	14,336	13,887	3,190	1,573	1,617	25,033	12,764	12,270
20 - 24	30,804	16,240	14,565	3,630	2,014	1,616	27,174	14,226	12,949
25 - 29	25,655	13,673	11,981	3,158	1,810	1,348	22,497	11,863	10,634
30 - 34	20,037	10,351	9,686	2,274	1,288	986	17,763	9,062	8,700
35 - 39	22,015	11,041	10,973	2,451	1,374	1,077	19,563	9,667	9,896
40 - 44	23,618	12,016	11,602	2,615	1,487	1,128	21,004	10,529	10,474
45 - 49	20,963	10,636	10,327	2,336	1,257	1,079	18,627	9,379	9,248
50 - 54	12,040	6,066	5,974	1,658	885	773	10,382	5,181	5,201
55 - 59	10,329	5,214	5,115	1,367	740	628	8,962	4,474	4,487
60 - 64	8,647	4,470	4,176	961	517	444	7,686	3,953	3,732
65 - 69	6,601	3,354	3,247	646	322	323	5,955	3,032	2,923
70 - 74	4,416	1,779	2,637	477	198	279	3,939	1,581	2,358
75-79	3,258	1,314	1,944	336	123	212	2,923	1,191	1,732
80+	2,681	982	1,698	429	245	184	2,252	738	1,514
Total	306,977	156,338	150,639	32,907	17,733	15,174	274,071	138,606	135,465

## Prey Veng

2019

Age groups	Total			Urban			Rural		
	Total	Male	Female	Total	Male	Female	Total	Male	Female
0 - 4	112,329	57,551	54,779	5,756	2,937	2,820	106,573	54,614	51,959
5 - 9	113,135	58,105	55,030	5,803	3,066	2,737	107,332	55,039	52,293
10 - 14	131,095	67,019	64,076	6,292	3,209	3,083	124,803	63,810	60,993
15 - 19	89,647	46,052	43,595	5,730	2,919	2,811	83,917	43,133	40,783
20 - 24	59,791	28,544	31,248	4,529	2,271	2,259	55,262	26,273	28,989
25 - 29	68,955	32,292	36,663	5,424	2,738	2,685	63,531	29,553	33,978
30 - 34	71,053	32,564	38,489	5,265	2,555	2,710	65,788	30,009	35,779
35 - 39	82,420	38,650	43,770	5,229	2,513	2,716	77,191	36,137	41,054
40 - 44	58,392	26,645	31,746	3,042	1,458	1,584	55,349	25,187	30,162
45 - 49	66,188	30,122	36,066	3,595	1,705	1,890	62,593	28,417	34,176
50 - 54	61,551	26,721	34,830	3,680	1,740	1,939	57,871	24,981	32,890
55 - 59	54,727	24,111	30,616	3,364	1,536	1,828	51,363	22,575	28,788
60 - 64	40,648	14,924	25,724	2,564	1,016	1,548	38,084	13,908	24,176
65 - 69	32,525	11,979	20,546	1,786	708	1,078	30,739	11,271	19,468
70 - 74	22,511	8,920	13,591	1,123	424	700	21,388	8,496	12,892
75-79	14,031	5,596	8,435	707	267	440	13,324	5,329	7,995
80+	14,526	5,501	9,025	769	264	505	13,757	5,237	8,520
Total	1,093,525	515,295	578,229	64,659	31,325	33,334	1,028,866	483,970	544,896

## Prey Veng

2020

Age groups	Total			Urban			Rural		
	Total	Male	Female	Total	Male	Female	Total	Male	Female
0 - 4	112,889	57,849	55,039	5,278	2,725	2,553	107,611	55,124	52,487
5 - 9	113,021	58,053	54,968	5,087	2,770	2,317	107,933	55,283	52,651
10 - 14	130,037	66,543	63,494	5,829	3,060	2,770	124,207	63,483	60,725
15 - 19	93,064	48,051	45,013	6,263	3,157	3,106	86,801	44,895	41,906
20 - 24	59,718	28,650	31,068	4,966	2,483	2,482	54,752	26,167	28,585
25 - 29	67,760	31,687	36,073	5,505	2,780	2,726	62,255	28,907	33,348
30 - 34	71,840	32,893	38,947	4,863	2,401	2,462	66,976	30,492	36,485
35 - 39	84,760	39,716	45,044	4,956	2,444	2,513	79,803	37,272	42,531
40 - 44	64,641	29,631	35,010	3,355	1,667	1,688	61,286	27,964	33,322
45 - 49	64,586	29,506	35,080	3,629	1,766	1,863	60,957	27,740	33,217
50 - 54	62,790	27,435	35,355	4,298	2,097	2,201	58,492	25,338	33,154
55 - 59	56,146	24,851	31,296	3,830	1,815	2,015	52,316	23,036	29,280
60 - 64	43,016	16,224	26,793	2,719	1,108	1,611	40,297	15,115	25,181
65 - 69	33,762	12,339	21,424	1,733	659	1,074	32,030	11,680	20,349
70 - 74	23,840	9,430	14,410	1,111	413	698	22,728	9,017	13,711
75-79	14,803	5,990	8,812	690	244	446	14,112	5,746	8,366
80+	14,497	5,429	9,068	791	254	537	13,706	5,175	8,531
Total	1,111,168	524,276	586,892	64,905	31,842	33,063	1,046,263	492,434	553,828

## Prey Veng

2021

Age groups	Total			Urban			Rural		
	Total	Male	Female	Total	Male	Female	Total	Male	Female
0 - 4	111,837	57,322	54,515	5,229	2,700	2,529	106,608	54,623	51,986
5 - 9	115,040	59,119	55,920	5,269	2,820	2,449	109,771	56,299	53,471
10 - 14	126,814	64,927	61,887	5,814	2,985	2,830	120,999	61,942	59,057
15 - 19	96,828	50,201	46,628	6,664	3,297	3,367	90,164	46,904	43,261
20 - 24	60,539	29,256	31,283	5,035	2,535	2,499	55,504	26,721	28,783
25 - 29	65,628	30,630	34,998	5,332	2,686	2,645	60,297	27,944	32,353
30 - 34	73,475	33,643	39,832	4,974	2,456	2,518	68,501	31,187	37,314
35 - 39	84,717	39,630	45,087	4,954	2,438	2,516	79,763	37,192	42,571
40 - 44	73,827	34,004	39,823	3,832	1,912	1,919	69,995	32,091	37,904
45 - 49	61,935	28,342	33,593	3,480	1,696	1,784	58,455	26,646	31,809
50 - 54	64,433	28,444	35,989	4,412	2,174	2,238	60,021	26,271	33,750
55 - 59	57,027	25,194	31,833	3,890	1,840	2,051	53,137	23,355	29,782
60 - 64	45,808	17,854	27,953	2,894	1,219	1,675	42,914	16,635	26,278
65 - 69	34,895	12,630	22,266	1,791	674	1,117	33,104	11,956	21,148
70 - 74	25,379	10,056	15,323	1,183	441	742	24,196	9,615	14,580
75-79	15,526	6,271	9,255	743	274	469	14,783	5,997	8,787
80+	14,733	5,542	9,192	803	259	544	13,930	5,283	8,647
Total	1,128,443	533,067	595,376	66,299	32,405	33,894	1,062,144	500,661	561,483

## Prey Veng

2022

Age groups	Total			Urban			Rural		
	Total	Male	Female	Total	Male	Female	Total	Male	Female
0 - 4	110,312	56,554	53,757	5,157	2,658	2,499	105,155	53,896	51,258
5 - 9	117,906	60,637	57,268	5,399	2,886	2,513	112,506	57,751	54,756
10 - 14	122,457	62,709	59,748	5,614	2,877	2,737	116,843	59,832	57,011
15 - 19	100,339	52,187	48,153	6,905	3,421	3,484	93,435	48,766	44,668
20 - 24	62,098	30,262	31,836	5,164	2,617	2,548	56,933	27,645	29,288
25 - 29	63,116	29,408	33,709	5,127	2,573	2,553	57,990	26,835	31,155
30 - 34	75,371	34,530	40,841	4,971	2,384	2,587	70,400	32,146	38,254
35 - 39	83,248	38,856	44,392	4,435	1,953	2,482	78,813	36,903	41,910
40 - 44	84,238	38,948	45,290	5,001	2,816	2,186	79,237	36,133	43,104
45 - 49	59,551	27,268	32,283	3,009	1,628	1,381	56,542	25,639	30,903
50 - 54	66,026	29,489	36,538	4,523	2,249	2,274	61,504	27,240	34,264
55 - 59	57,595	25,321	32,274	3,928	1,845	2,083	53,667	23,476	30,190
60 - 64	48,731	19,600	29,131	3,078	1,335	1,742	45,653	18,264	27,389
65 - 69	36,096	12,983	23,113	1,854	691	1,163	34,242	12,292	21,950
70 - 74	27,022	10,731	16,291	1,260	469	791	25,762	10,262	15,500
75-79	16,301	6,525	9,777	780	284	496	15,521	6,240	9,281
80+	15,123	5,745	9,378	824	268	557	14,299	5,477	8,822
Total	1,145,530	541,752	603,778	67,029	32,955	34,074	1,078,501	508,798	569,704

**Prey Veng**

2023

Age groups	Total			Urban			Rural		
	Total	Male	Female	Total	Male	Female	Total	Male	Female
0 - 4	110,124	56,480	53,644	4,991	2,496	2,496	105,133	53,985	51,148
5 - 9	119,067	61,280	57,787	5,075	2,537	2,537	113,992	58,743	55,249
10 - 14	118,474	60,675	57,799	5,299	2,650	2,650	113,175	58,026	55,149
15 - 19	102,830	53,613	49,217	7,129	3,564	3,564	95,701	50,048	45,653
20 - 24	64,125	31,502	32,623	5,224	2,612	2,612	58,901	28,890	30,011
25 - 29	61,013	28,424	32,589	4,940	2,470	2,470	56,073	25,954	30,119
30 - 34	76,657	35,132	41,524	5,264	2,632	2,632	71,392	32,500	38,892
35 - 39	81,795	38,094	43,700	4,891	2,446	2,446	76,903	35,648	41,255
40 - 44	93,481	43,325	50,157	4,843	2,421	2,421	88,639	40,903	47,735
45 - 49	59,224	27,156	32,068	2,744	1,372	1,372	56,480	25,784	30,696
50 - 54	66,947	30,206	36,741	4,572	2,286	2,286	62,376	27,920	34,455
55 - 59	58,186	25,497	32,689	4,224	2,112	2,112	53,962	23,385	30,577
60 - 64	51,405	21,173	30,231	3,608	1,804	1,804	47,797	19,369	28,427
65 - 69	37,610	13,579	24,031	2,418	1,209	1,209	35,193	12,370	22,823
70 - 74	28,648	11,377	17,271	1,677	839	839	26,971	10,538	16,433
75-79	17,217	6,826	10,391	1,055	527	527	16,162	6,298	9,864
80+	15,603	5,983	9,620	1,142	571	571	14,461	5,412	9,048
Total	1,162,406	550,322	612,084	69,096	34,548	34,548	1,093,310	515,774	577,536

**Prey Veng**

2024

Age groups	Total			Urban			Rural		
	Total	Male	Female	Total	Male	Female	Total	Male	Female
0 - 4	114,760	58,906	55,854	5,373	2,776	2,597	109,387	56,130	53,256
5 - 9	114,275	58,839	55,436	5,242	2,808	2,433	109,033	56,030	53,003
10 - 14	116,135	59,489	56,646	5,332	2,736	2,596	110,803	56,753	54,050
15 - 19	103,802	54,222	49,580	7,153	3,564	3,590	96,648	50,658	45,990
20 - 24	66,389	32,838	33,551	5,532	2,847	2,685	60,856	29,990	30,866
25 - 29	59,880	27,965	31,915	4,872	2,454	2,418	55,008	25,511	29,497
30 - 34	76,759	35,174	41,585	5,204	2,569	2,635	71,555	32,605	38,950
35 - 39	81,369	37,838	43,530	4,765	2,329	2,435	76,604	35,509	41,095
40 - 44	99,893	46,340	53,553	5,192	2,607	2,584	94,702	43,732	50,969
45 - 49	62,105	28,573	33,533	3,494	1,711	1,783	58,612	26,862	31,749
50 - 54	66,851	30,386	36,465	4,589	2,323	2,266	62,262	28,063	34,199
55 - 59	59,027	25,901	33,126	4,031	1,892	2,139	54,996	24,009	30,987
60 - 64	53,576	22,384	31,192	3,386	1,529	1,857	50,190	20,855	29,335
65 - 69	39,585	14,524	25,061	2,033	775	1,258	37,552	13,749	23,803
70 - 74	30,182	11,945	18,237	1,408	523	885	28,774	11,422	17,352
75-79	18,330	7,222	11,108	879	315	563	17,451	6,906	10,544
80+	16,141	6,228	9,912	879	291	588	15,262	5,937	9,324
Total	1,179,058	558,773	620,285	69,364	34,052	35,312	1,109,694	524,722	584,972

**Prey Veng**

2025

Age groups	Total			Urban			Rural		
	Total	Male	Female	Total	Male	Female	Total	Male	Female
0 - 4	112,761	57,914	54,848	5,284	2,731	2,554	107,477	55,183	52,294
5 - 9	114,848	59,164	55,683	5,272	2,826	2,447	109,575	56,339	53,236
10 - 14	116,015	59,452	56,563	5,331	2,736	2,595	110,684	56,716	53,969
15 - 19	102,963	53,854	49,109	7,102	3,542	3,560	95,862	50,313	45,549
20 - 24	68,931	34,283	34,648	5,750	2,975	2,775	63,180	31,308	31,872
25 - 29	59,825	28,090	31,735	4,873	2,467	2,406	54,952	25,623	29,329
30 - 34	75,456	34,541	40,915	5,120	2,524	2,596	70,335	32,016	38,319
35 - 39	82,306	38,253	44,053	4,824	2,356	2,468	77,483	35,897	41,585
40 - 44	102,783	47,661	55,122	5,346	2,684	2,663	97,437	44,978	52,460
45 - 49	68,811	31,814	36,997	3,875	1,906	1,969	64,936	29,908	35,029
50 - 54	65,306	29,809	35,497	4,488	2,280	2,207	60,818	27,529	33,289
55 - 59	60,322	26,652	33,670	4,123	1,948	2,175	56,199	24,704	31,495
60 - 64	55,109	23,140	31,969	3,485	1,582	1,903	51,624	21,558	30,065
65 - 69	42,081	15,873	26,208	2,161	848	1,313	39,920	15,025	24,894
70 - 74	31,558	12,395	19,163	1,474	543	930	30,084	11,851	18,233
75-79	19,647	7,727	11,920	943	338	605	18,705	7,390	11,315
80+	16,757	6,483	10,274	913	303	610	15,844	6,180	9,664
Total	1,195,479	567,105	628,375	70,365	34,589	35,776	1,125,115	532,516	592,598

**Prey Veng**

2026

Age groups	Total			Urban			Rural		
	Total	Male	Female	Total	Male	Female	Total	Male	Female
0 - 4	111,104	57,098	54,006	5,215	2,695	2,520	105,889	54,403	51,486
5 - 9	113,773	58,635	55,139	5,231	2,803	2,428	108,542	55,832	52,710
10 - 14	118,077	60,550	57,527	5,434	2,789	2,645	112,643	57,761	54,883
15 - 19	100,405	52,556	47,849	6,936	3,459	3,477	93,468	49,096	44,372
20 - 24	71,725	35,830	35,895	6,085	3,112	2,973	65,640	32,718	32,922
25 - 29	60,661	28,699	31,962	4,951	2,523	2,428	55,710	26,176	29,535
30 - 34	73,101	33,407	39,694	4,969	2,444	2,525	68,133	30,963	37,169
35 - 39	84,209	39,150	45,059	4,943	2,414	2,530	79,266	36,737	42,529
40 - 44	102,775	47,589	55,186	5,354	2,682	2,672	97,421	44,907	52,513
45 - 49	78,641	36,541	42,100	4,435	2,191	2,244	74,206	34,350	39,856
50 - 54	62,685	28,667	34,018	4,315	2,195	2,120	58,371	26,472	31,899
55 - 59	61,993	27,682	34,310	4,245	2,025	2,219	57,748	25,657	32,091
60 - 64	56,103	23,520	32,583	3,553	1,609	1,944	52,549	21,911	30,638
65 - 69	44,981	17,544	27,436	2,311	938	1,373	42,670	16,607	26,063
70 - 74	32,829	12,769	20,060	1,536	560	976	31,293	12,209	19,084
75-79	21,138	8,326	12,812	1,015	364	651	20,123	7,962	12,161
80+	17,490	6,764	10,726	954	316	638	16,536	6,448	10,088
Total	1,211,692	575,329	636,363	71,484	35,121	36,363	1,140,208	540,208	600,000

## Prey Veng

2027

Age groups	Total			Urban			Rural		
	Total	Male	Female	Total	Male	Female	Total	Male	Female
0 - 4	109,514	56,315	53,199	5,144	2,660	2,483	104,370	53,654	50,716
5 - 9	112,208	57,849	54,360	5,163	2,768	2,395	107,046	55,081	51,965
10 - 14	121,000	62,100	58,899	5,572	2,863	2,709	115,428	59,237	56,191
15 - 19	96,941	50,761	46,181	6,701	3,344	3,357	90,240	47,416	42,824
20 - 24	74,325	37,254	37,070	6,216	3,239	2,977	68,109	34,015	34,094
25 - 29	62,229	29,693	32,536	5,083	2,613	2,470	57,146	27,080	30,066
30 - 34	70,315	32,085	38,230	4,782	2,350	2,432	65,533	29,735	35,798
35 - 39	86,402	40,198	46,204	5,075	2,481	2,594	81,327	37,717	43,610
40 - 44	101,026	46,682	54,344	5,266	2,633	2,632	95,760	44,048	51,712
45 - 49	89,774	41,880	47,894	5,067	2,514	2,553	84,707	39,366	45,341
50 - 54	60,325	27,609	32,716	4,155	2,116	2,039	56,171	25,493	30,677
55 - 59	63,607	28,742	34,865	4,359	2,105	2,254	59,248	26,637	32,612
60 - 64	56,782	23,693	33,089	3,598	1,622	1,976	53,184	22,071	31,113
65 - 69	48,010	19,330	28,679	2,465	1,034	1,430	45,545	18,296	27,249
70 - 74	34,167	13,208	20,959	1,599	580	1,019	32,568	12,628	19,939
75-79	22,727	8,968	13,758	1,092	392	699	21,635	8,576	13,059
80+	18,355	7,085	11,270	1,002	332	670	17,354	6,754	10,600
Total	1,227,707	583,453	644,255	72,336	35,647	36,689	1,155,371	547,806	607,565

## Prey Veng

2028

Age groups	Total			Urban			Rural		
	Total	Male	Female	Total	Male	Female	Total	Male	Female
0 - 4	107,981	55,559	52,422	5,076	2,626	2,449	102,906	52,933	49,973
5 - 9	111,999	57,765	54,234	5,157	2,765	2,392	106,842	55,000	51,842
10 - 14	122,165	62,746	59,419	5,630	2,894	2,735	116,535	59,851	56,684
15 - 19	93,768	49,107	44,661	6,487	3,237	3,250	87,281	45,870	41,412
20 - 24	76,161	38,272	37,889	6,375	3,330	3,046	69,785	34,942	34,843
25 - 29	64,260	30,912	33,348	5,255	2,722	2,533	59,005	28,190	30,815
30 - 34	67,974	31,015	36,960	4,626	2,273	2,354	63,348	28,742	34,606
35 - 39	87,886	40,907	46,979	5,166	2,526	2,640	82,720	38,381	44,339
40 - 44	99,282	45,778	53,504	5,179	2,584	2,595	94,104	43,194	50,909
45 - 49	99,658	46,603	53,054	5,629	2,799	2,830	94,029	43,804	50,225
50 - 54	60,041	27,520	32,520	4,138	2,110	2,028	55,902	25,410	30,492
55 - 59	64,562	29,475	35,087	4,428	2,160	2,268	60,134	27,315	32,819
60 - 64	57,475	23,907	33,568	3,644	1,638	2,007	53,831	22,269	31,562
65 - 69	50,794	20,948	29,846	2,607	1,121	1,486	48,187	19,826	28,361
70 - 74	35,802	13,896	21,905	1,676	610	1,066	34,125	13,286	20,839
75-79	24,309	9,587	14,722	1,169	420	749	23,141	9,168	13,973
80+	19,374	7,464	11,910	1,058	349	709	18,316	7,115	11,202
Total	1,243,492	591,462	652,029	73,300	36,165	37,135	1,170,192	555,297	614,895

## Prey Veng

2029

Age groups	Total			Urban			Rural		
	Total	Male	Female	Total	Male	Female	Total	Male	Female
0 - 4	106,488	54,820	51,668	5,000	2,584	2,416	101,488	52,236	49,253
5 - 9	116,696	60,233	56,463	5,367	2,876	2,491	111,329	57,357	53,972
10 - 14	117,223	60,229	56,994	5,396	2,771	2,625	111,827	57,458	54,369
15 - 19	91,898	48,137	43,762	6,351	3,165	3,186	85,548	44,972	40,576
20 - 24	76,869	38,702	38,167	6,427	3,358	3,070	70,441	35,344	35,097
25 - 29	66,524	32,221	34,303	5,435	2,829	2,606	61,089	29,392	31,697
30 - 34	66,711	30,513	36,198	4,535	2,229	2,306	62,175	28,283	33,892
35 - 39	88,006	40,956	47,050	5,167	2,522	2,645	82,839	38,434	44,405
40 - 44	98,778	45,474	53,303	5,146	2,560	2,587	93,632	42,915	50,717
45 - 49	106,519	49,856	56,663	6,009	2,986	3,023	100,510	46,870	53,639
50 - 54	63,006	28,977	34,029	4,338	2,216	2,122	58,667	26,761	31,907
55 - 59	64,528	29,678	34,850	4,421	2,169	2,253	60,107	27,509	32,598
60 - 64	58,406	24,330	34,076	3,700	1,662	2,037	54,706	22,668	32,039
65 - 69	53,086	22,208	30,878	2,721	1,186	1,535	50,365	21,022	29,343
70 - 74	37,876	14,946	22,930	1,771	655	1,116	36,105	14,291	21,814
75-79	25,822	10,143	15,679	1,241	443	798	24,581	9,700	14,881
80+	20,564	7,915	12,649	1,579	826	753	18,985	7,089	11,896
Total	1,259,000	599,337	659,663	74,605	37,037	37,568	1,184,395	562,300	622,094

## Prey Veng

2030

Age groups	Total			Urban			Rural		
	Total	Male	Female	Total	Male	Female	Total	Male	Female
0 - 4	104,966	54,064	50,901	4,928	2,548	2,380	100,037	51,516	48,521
5 - 9	114,638	59,202	55,437	5,273	2,826	2,447	109,366	56,376	52,990
10 - 14	117,781	60,543	57,239	5,421	2,785	2,637	112,360	57,758	54,602
15 - 19	91,778	48,093	43,685	6,343	3,161	3,181	85,436	44,932	40,504
20 - 24	76,228	38,430	37,798	6,375	3,334	3,041	69,854	35,097	34,757
25 - 29	69,059	33,633	35,426	5,697	3,007	2,691	63,361	30,626	32,735
30 - 34	66,639	30,644	35,995	4,531	2,239	2,292	62,108	28,405	33,703
35 - 39	86,505	40,215	46,290	5,079	2,476	2,603	81,427	37,739	43,687
40 - 44	99,918	45,972	53,946	5,229	2,587	2,642	94,689	43,385	51,304
45 - 49	109,617	51,283	58,334	6,184	3,071	3,113	103,433	48,212	55,221
50 - 54	69,844	32,280	37,564	4,810	2,468	2,342	65,034	29,812	35,222
55 - 59	63,086	29,137	33,949	4,323	2,129	2,194	58,763	27,008	31,755
60 - 64	59,779	25,076	34,702	3,786	1,713	2,073	55,993	23,363	32,629
65 - 69	54,744	23,017	31,727	2,805	1,229	1,576	51,939	21,788	30,151
70 - 74	40,449	16,417	24,033	1,889	719	1,169	38,561	15,697	22,863
75-79	27,209	10,600	16,609	1,308	463	845	25,901	10,137	15,764
80+	21,944	8,449	13,494	1,685	882	803	20,259	7,568	12,691
Total	1,274,183	607,054	667,129	75,663	37,635	38,029	1,198,519	569,419	629,100



**Pursat**  
2019

Age groups	Total			Urban			Rural		
	Total	Male	Female	Total	Male	Female	Total	Male	Female
0 - 4	47,952	24,692	23,260	7,720	4,007	3,713	40,232	20,685	19,547
5 - 9	45,909	23,535	22,373	7,620	3,953	3,666	38,289	19,582	18,707
10 - 14	51,198	26,245	24,954	7,954	4,065	3,889	43,245	22,180	21,065
15 - 19	38,792	20,051	18,741	6,472	3,195	3,277	32,320	16,856	15,464
20 - 24	30,252	14,766	15,487	5,304	2,510	2,794	24,949	12,256	12,693
25 - 29	38,406	18,464	19,942	7,077	3,391	3,687	31,329	15,073	16,256
30 - 34	35,613	17,333	18,280	6,701	3,219	3,483	28,911	14,114	14,797
35 - 39	35,101	17,364	17,737	6,500	3,216	3,284	28,601	14,148	14,453
40 - 44	15,528	7,595	7,934	2,681	1,305	1,376	12,847	6,290	6,557
45 - 49	17,858	8,290	9,568	3,145	1,436	1,709	14,714	6,854	7,859
50 - 54	19,416	8,773	10,643	3,506	1,577	1,928	15,911	7,196	8,715
55 - 59	19,471	9,011	10,459	3,605	1,644	1,961	15,865	7,367	8,498
60 - 64	13,447	5,411	8,036	2,622	1,020	1,602	10,825	4,391	6,434
65 - 69	10,573	4,197	6,376	2,069	804	1,265	8,503	3,392	5,111
70 - 74	6,490	2,417	4,074	1,375	478	897	5,115	1,939	3,177
75-79	4,210	1,566	2,644	884	320	563	3,326	1,245	2,081
80+	3,951	1,254	2,698	895	287	608	3,056	966	2,090
Total	434,168	210,962	223,206	76,129	36,427	39,702	358,039	174,535	183,504

**Pursat**  
2020

Age groups	Total			Urban			Rural		
	Total	Male	Female	Total	Male	Female	Total	Male	Female
0 - 4	48,316	24,878	23,438	7,136	3,753	3,382	41,180	21,125	20,055
5 - 9	45,981	23,569	22,412	6,728	3,605	3,123	39,253	19,964	19,289
10 - 14	50,917	26,119	24,798	7,428	3,913	3,515	43,489	22,206	21,283
15 - 19	40,375	20,970	19,405	7,132	3,488	3,644	33,244	17,482	15,762
20 - 24	30,294	14,855	15,438	5,861	2,771	3,089	24,433	12,084	12,349
25 - 29	37,838	18,160	19,678	7,240	3,474	3,765	30,598	14,686	15,913
30 - 34	36,100	17,549	18,551	6,238	3,054	3,184	29,862	14,495	15,368
35 - 39	36,191	17,884	18,306	6,214	3,157	3,057	29,977	14,727	15,250
40 - 44	17,235	8,466	8,769	2,982	1,506	1,476	14,253	6,960	7,293
45 - 49	17,472	8,140	9,332	3,197	1,502	1,695	14,275	6,638	7,637
50 - 54	19,859	9,029	10,830	4,120	1,919	2,202	15,738	7,110	8,628
55 - 59	20,027	9,310	10,718	4,137	1,961	2,176	15,890	7,348	8,542
60 - 64	14,267	5,896	8,371	2,800	1,122	1,678	11,467	4,774	6,693
65 - 69	11,003	4,333	6,671	2,024	755	1,269	8,979	3,577	5,402
70 - 74	6,891	2,561	4,330	1,372	471	901	5,520	2,090	3,430
75-79	4,453	1,680	2,773	871	296	575	3,582	1,384	2,198
80+	3,954	1,240	2,714	929	279	651	3,024	961	2,063
Total	441,173	214,638	226,534	76,408	37,028	39,380	364,765	177,611	187,154

**Pursat**  
2021

Age groups	Total			Urban			Rural		
	Total	Male	Female	Total	Male	Female	Total	Male	Female
0 - 4	48,026	24,726	23,300	7,084	3,728	3,356	40,942	20,998	19,944
5 - 9	46,960	24,075	22,885	6,986	3,680	3,305	39,974	20,395	19,579
10 - 14	49,822	25,562	24,259	7,423	3,827	3,596	42,398	21,735	20,663
15 - 19	42,150	21,975	20,175	7,608	3,653	3,954	34,542	18,321	16,220
20 - 24	30,813	15,216	15,597	5,952	2,837	3,115	24,862	12,379	12,483
25 - 29	36,771	17,608	19,163	7,026	3,367	3,659	29,745	14,241	15,504
30 - 34	37,046	18,003	19,043	6,392	3,131	3,261	30,653	14,872	15,781
35 - 39	36,294	17,899	18,394	6,223	3,158	3,065	30,071	14,741	15,330
40 - 44	19,750	9,744	10,006	3,413	1,732	1,680	16,338	8,012	8,326
45 - 49	16,811	7,842	8,968	3,071	1,446	1,625	13,739	6,396	7,343
50 - 54	20,447	9,390	11,057	4,237	1,994	2,243	16,210	7,395	8,815
55 - 59	20,410	9,467	10,943	4,210	1,993	2,217	16,200	7,474	8,726
60 - 64	15,244	6,508	8,735	2,985	1,238	1,747	12,259	5,270	6,989
65 - 69	11,411	4,448	6,962	2,096	775	1,321	9,314	3,673	5,641
70 - 74	7,361	2,739	4,622	1,462	503	959	5,898	2,236	3,663
75-79	4,686	1,764	2,922	937	333	605	3,749	1,431	2,317
80+	4,032	1,270	2,762	946	285	660	3,086	984	2,102
Total	448,032	218,237	229,794	78,052	37,683	40,369	369,979	180,554	189,425

**Pursat**  
2022

Age groups	Total			Urban			Rural		
	Total	Male	Female	Total	Male	Female	Total	Male	Female
0 - 4	47,550	24,478	23,072	7,020	3,705	3,315	40,530	20,773	19,757
5 - 9	48,311	24,777	23,534	7,193	3,802	3,391	41,118	20,975	20,143
10 - 14	48,292	24,773	23,518	7,201	3,723	3,478	41,090	21,050	20,040
15 - 19	43,843	22,922	20,921	7,917	3,825	4,092	35,926	19,097	16,829
20 - 24	31,726	15,792	15,933	6,130	2,955	3,175	25,596	12,837	12,759
25 - 29	35,497	16,963	18,534	6,787	3,255	3,531	28,710	13,707	15,003
30 - 34	38,145	18,541	19,604	6,418	3,068	3,350	31,727	15,473	16,255
35 - 39	35,799	17,610	18,189	5,577	2,553	3,023	30,222	15,056	15,166
40 - 44	22,620	11,199	11,421	4,487	2,574	1,913	18,133	8,625	9,508
45 - 49	16,224	7,571	8,654	2,659	1,401	1,258	13,566	6,169	7,396
50 - 54	21,032	9,767	11,264	4,360	2,082	2,278	16,671	7,685	8,986
55 - 59	20,691	9,547	11,144	4,270	2,018	2,252	16,421	7,529	8,892
60 - 64	16,278	7,169	9,109	3,186	1,369	1,817	13,092	5,800	7,292
65 - 69	11,848	4,588	7,260	2,177	802	1,375	9,671	3,786	5,885
70 - 74	7,867	2,933	4,934	1,562	541	1,021	6,305	2,392	3,913
75-79	4,939	1,842	3,097	988	349	640	3,950	1,493	2,457
80+	4,154	1,321	2,833	973	298	675	3,181	1,023	2,158
Total	454,816	221,793	233,023	78,906	38,322	40,584	375,910	183,471	192,438

**Pursat**  
2023

Age groups	Total			Urban			Rural		
	Total	Male	Female	Total	Male	Female	Total	Male	Female
0 - 4	47,648	24,529	23,119	7,014	3,696	3,318	40,634	20,833	19,801
5 - 9	48,971	25,125	23,846	7,270	3,838	3,432	41,701	21,287	20,414
10 - 14	46,897	24,051	22,846	6,973	3,599	3,374	39,924	20,453	19,472
15 - 19	45,101	23,628	21,473	8,121	3,926	4,195	36,979	19,702	17,277
20 - 24	32,886	16,495	16,390	6,336	3,074	3,262	26,550	13,422	13,128
25 - 29	34,444	16,451	17,993	6,568	3,144	3,425	27,875	13,307	14,568
30 - 34	38,943	18,928	20,014	6,706	3,290	3,416	32,237	15,638	16,599
35 - 39	35,307	17,323	17,984	6,040	3,054	2,986	29,267	14,269	14,998
40 - 44	25,197	12,500	12,697	4,345	2,221	2,125	20,852	10,280	10,573
45 - 49	16,196	7,565	8,631	2,647	1,394	1,253	13,550	6,171	7,378
50 - 54	21,406	10,039	11,366	4,426	2,131	2,295	16,980	7,909	9,071
55 - 59	20,982	9,646	11,336	4,318	2,030	2,288	16,665	7,616	9,049
60 - 64	17,236	7,771	9,465	3,363	1,478	1,885	13,873	6,293	7,580
65 - 69	12,392	4,815	7,576	2,271	838	1,433	10,121	3,977	6,144
70 - 74	8,372	3,120	5,252	1,658	573	1,086	6,714	2,547	4,166
75-79	5,236	1,933	3,303	1,046	364	682	4,190	1,569	2,621
80+	4,302	1,380	2,922	1,004	310	694	3,298	1,070	2,228
Total	461,516	225,302	236,214	80,107	38,959	41,148	381,409	186,343	195,066

**Pursat**  
2024

Age groups	Total			Urban			Rural		
	Total	Male	Female	Total	Male	Female	Total	Male	Female
0 - 4	49,823	25,660	24,163	7,335	3,867	3,468	42,488	21,793	20,695
5 - 9	47,160	24,197	22,963	7,002	3,696	3,305	40,159	20,500	19,658
10 - 14	46,128	23,652	22,476	6,859	3,539	3,320	39,269	20,114	19,156
15 - 19	45,682	23,969	21,713	8,226	3,983	4,243	37,456	19,986	17,470
20 - 24	34,162	17,247	16,915	6,581	3,214	3,367	27,581	14,033	13,548
25 - 29	33,919	16,234	17,685	6,469	3,103	3,366	27,450	13,132	14,319
30 - 34	39,127	19,008	20,119	6,738	3,304	3,434	32,389	15,704	16,685
35 - 39	35,242	17,259	17,984	6,029	3,043	2,986	29,214	14,216	14,998
40 - 44	27,017	13,410	13,607	4,659	2,382	2,277	22,358	11,028	11,330
45 - 49	17,042	7,984	9,058	3,106	1,471	1,635	13,936	6,513	7,423
50 - 54	21,447	10,129	11,318	4,435	2,150	2,285	17,013	7,980	9,033
55 - 59	21,358	9,828	11,530	4,395	2,068	2,327	16,963	7,760	9,203
60 - 64	18,025	8,240	9,785	3,515	1,567	1,948	14,510	6,673	7,836
65 - 69	13,087	5,166	7,921	2,397	899	1,497	10,690	4,267	6,424
70 - 74	8,850	3,286	5,564	1,753	603	1,150	7,097	2,683	4,414
75-79	5,593	2,052	3,542	1,118	386	731	4,475	1,665	2,810
80+	4,465	1,441	3,024	1,041	324	718	3,424	1,117	2,307
Total	468,127	228,762	239,366	81,656	39,597	42,059	386,471	189,164	197,307

**Pursat**  
2025

Age groups	Total			Urban			Rural		
	Total	Male	Female	Total	Male	Female	Total	Male	Female
0 - 4	49,125	25,309	23,816	7,228	3,812	3,415	41,897	21,496	20,401
5 - 9	47,561	24,409	23,152	7,057	3,727	3,329	40,504	20,681	19,823
10 - 14	46,240	23,713	22,526	6,871	3,547	3,324	39,369	20,167	19,202
15 - 19	45,470	23,883	21,587	8,182	3,967	4,215	37,288	19,916	17,372
20 - 24	35,593	18,064	17,529	6,852	3,365	3,487	28,741	14,699	14,043
25 - 29	34,005	16,359	17,646	6,481	3,125	3,355	27,524	13,233	14,291
30 - 34	38,596	18,726	19,870	6,642	3,254	3,388	31,953	15,472	16,482
35 - 39	35,772	17,504	18,268	6,115	3,085	3,030	29,657	14,419	15,238
40 - 44	27,895	13,837	14,058	4,807	2,457	2,350	23,088	11,380	11,708
45 - 49	18,947	8,918	10,029	3,451	1,643	1,808	15,497	7,275	8,221
50 - 54	21,024	9,969	11,055	4,344	2,115	2,229	16,680	7,854	8,826
55 - 59	21,902	10,146	11,756	4,504	2,134	2,370	17,398	8,012	9,386
60 - 64	18,605	8,546	10,059	3,625	1,624	2,001	14,980	6,922	8,058
65 - 69	13,960	5,664	8,296	2,551	986	1,565	11,409	4,678	6,730
70 - 74	9,286	3,420	5,865	1,839	627	1,212	7,446	2,793	4,654
75-79	6,016	2,202	3,814	1,201	415	787	4,815	1,788	3,027
80+	4,652	1,505	3,147	1,084	338	746	3,568	1,167	2,401
Total	474,647	232,172	242,475	82,833	40,222	42,611	391,814	191,951	199,864

**Pursat**  
2026

Age groups	Total			Urban			Rural		
	Total	Male	Female	Total	Male	Female	Total	Male	Female
0 - 4	48,561	25,029	23,533	7,144	3,769	3,375	41,418	21,260	20,158
5 - 9	47,270	24,265	23,005	7,012	3,704	3,308	40,258	20,561	19,697
10 - 14	47,216	24,226	22,990	7,014	3,622	3,392	40,202	20,604	19,598
15 - 19	44,485	23,379	21,106	8,003	3,882	4,121	36,481	19,497	16,985
20 - 24	37,157	18,937	18,220	7,267	3,527	3,739	29,891	15,410	14,481
25 - 29	34,593	16,765	17,828	6,592	3,202	3,389	28,002	13,563	14,439
30 - 34	37,514	18,167	19,347	6,456	3,156	3,299	31,059	15,011	16,048
35 - 39	36,719	17,970	18,749	6,276	3,166	3,110	30,443	14,803	15,639
40 - 44	27,984	13,859	14,125	4,821	2,460	2,361	23,163	11,398	11,764
45 - 49	21,725	10,275	11,450	3,956	1,892	2,064	17,770	8,383	9,387
50 - 54	20,247	9,617	10,630	4,183	2,039	2,143	16,064	7,577	8,487
55 - 59	22,582	10,570	12,012	4,644	2,223	2,421	17,938	8,348	9,590
60 - 64	19,002	8,713	10,290	3,701	1,655	2,046	15,301	7,058	8,243
65 - 69	14,971	6,280	8,691	2,731	1,092	1,639	12,240	5,187	7,053
70 - 74	9,691	3,534	6,157	1,920	648	1,272	7,771	2,886	4,884
75-79	6,494	2,380	4,114	1,296	448	848	5,198	1,932	3,266
80+	4,871	1,575	3,297	1,134	353	781	3,737	1,222	2,516
Total	481,084	235,539	245,545	84,151	40,841	43,310	396,933	194,699	202,235

**Pursat**  
2027

Age groups	Total			Urban			Rural		
	Total	Male	Female	Total	Male	Female	Total	Male	Female
0 - 4	48,016	24,759	23,257	7,056	3,727	3,329	40,959	21,032	19,927
5 - 9	46,765	24,011	22,755	6,930	3,664	3,267	39,835	20,347	19,488
10 - 14	48,535	24,920	23,616	7,203	3,724	3,479	41,333	21,196	20,137
15 - 19	43,084	22,647	20,437	7,743	3,759	3,984	35,341	18,888	16,453
20 - 24	38,624	19,748	18,876	7,426	3,677	3,749	31,198	16,072	15,127
25 - 29	35,598	17,398	18,201	6,775	3,322	3,453	28,823	14,076	14,747
30 - 34	36,197	17,500	18,697	6,222	3,039	3,183	29,975	14,461	15,514
35 - 39	37,793	18,505	19,287	6,453	3,260	3,193	31,340	15,246	16,094
40 - 44	27,594	13,635	13,959	4,749	2,420	2,329	22,845	11,215	11,630
45 - 49	24,878	11,811	13,067	4,525	2,174	2,350	20,354	9,637	10,717
50 - 54	19,545	9,289	10,256	4,033	1,969	2,064	15,512	7,320	8,192
55 - 59	23,243	11,007	12,235	4,776	2,313	2,462	18,467	8,694	9,773
60 - 64	19,292	8,803	10,490	3,754	1,671	2,082	15,539	7,131	8,408
65 - 69	16,029	6,939	9,089	2,916	1,207	1,709	13,113	5,733	7,380
70 - 74	10,118	3,667	6,451	2,003	672	1,331	8,115	2,995	5,120
75-79	7,004	2,571	4,432	1,396	484	912	5,608	2,088	3,520
80+	5,128	1,655	3,474	1,192	371	821	3,936	1,284	2,652
Total	487,443	238,865	248,578	85,152	41,453	43,699	402,291	197,412	204,879

**Pursat**  
2028

Age groups	Total			Urban			Rural		
	Total	Male	Female	Total	Male	Female	Total	Male	Female
0 - 4	47,485	24,497	22,988	6,973	3,685	3,288	40,512	20,812	19,701
5 - 9	46,817	24,045	22,772	6,932	3,667	3,266	39,885	20,378	19,507
10 - 14	49,149	25,251	23,898	7,288	3,771	3,517	41,861	21,480	20,381
15 - 19	41,799	21,972	19,826	7,506	3,645	3,861	34,293	18,328	15,965
20 - 24	39,696	20,346	19,350	7,626	3,786	3,840	32,071	16,560	15,510
25 - 29	36,870	18,164	18,706	7,011	3,466	3,545	29,858	14,697	15,161
30 - 34	35,096	16,965	18,132	6,028	2,945	3,083	29,068	14,020	15,048
35 - 39	38,556	18,886	19,671	6,578	3,325	3,253	31,978	15,561	16,417
40 - 44	27,198	13,409	13,789	4,676	2,378	2,298	22,522	11,031	11,491
45 - 49	27,699	13,181	14,519	5,033	2,425	2,608	22,666	10,756	11,910
50 - 54	19,511	9,286	10,225	4,023	1,967	2,055	15,488	7,319	8,170
55 - 59	23,662	11,321	12,341	4,859	2,378	2,481	18,804	8,943	9,861
60 - 64	19,586	8,908	10,678	3,807	1,690	2,117	15,779	7,218	8,562
65 - 69	17,009	7,541	9,467	3,088	1,310	1,777	13,921	6,231	7,690
70 - 74	10,633	3,869	6,765	2,102	708	1,393	8,532	3,161	5,371
75-79	7,514	2,757	4,757	1,495	518	977	6,018	2,239	3,779
80+	5,429	1,748	3,681	1,261	391	869	4,168	1,357	2,812
Total	493,710	242,144	251,566	86,285	42,056	44,229	407,425	200,089	207,336

**Pursat**  
2029

Age groups	Total			Urban			Rural		
	Total	Male	Female	Total	Male	Female	Total	Male	Female
0 - 4	46,958	24,236	22,723	6,880	3,635	3,245	40,078	20,601	19,477
5 - 9	48,916	25,139	23,777	7,227	3,822	3,405	41,689	21,317	20,372
10 - 14	47,292	24,303	22,989	6,996	3,618	3,378	40,295	20,684	19,611
15 - 19	41,079	21,596	19,483	7,360	3,571	3,789	33,718	18,025	15,694
20 - 24	40,176	20,630	19,547	7,700	3,826	3,874	32,476	16,803	15,673
25 - 29	38,275	18,983	19,291	7,261	3,611	3,650	31,013	15,372	15,641
30 - 34	34,539	16,735	17,804	5,919	2,895	3,024	28,620	13,840	14,781
35 - 39	38,716	18,959	19,757	6,590	3,327	3,263	32,126	15,632	16,494
40 - 44	27,135	13,356	13,779	4,654	2,361	2,293	22,481	10,995	11,486
45 - 49	29,689	14,139	15,550	5,382	2,593	2,789	24,307	11,546	12,761
50 - 54	20,531	9,803	10,728	4,223	2,070	2,153	16,308	7,733	8,575
55 - 59	23,715	11,429	12,286	4,859	2,393	2,466	18,856	9,036	9,820
60 - 64	19,959	9,090	10,869	3,871	1,719	2,151	16,088	7,370	8,718
65 - 69	17,826	8,017	9,809	3,227	1,389	1,838	14,599	6,628	7,971
70 - 74	11,281	4,172	7,108	2,222	762	1,460	9,059	3,411	5,648
75-79	8,003	2,924	5,079	1,590	548	1,042	6,413	2,376	4,037
80+	5,778	1,859	3,920	1,852	928	924	3,926	931	2,995
Total	499,867	245,368	254,499	87,815	43,069	44,746	412,052	202,299	209,753

**Pursat**  
2030

Age groups	Total			Urban			Rural		
	Total	Male	Female	Total	Male	Female	Total	Male	Female
0 - 4	46,422	23,969	22,453	6,794	3,592	3,202	39,629	20,378	19,251
5 - 9	48,194	24,779	23,416	7,112	3,764	3,349	41,082	21,015	20,067
10 - 14	47,656	24,499	23,157	7,042	3,644	3,398	40,614	20,855	19,759
15 - 19	41,145	21,637	19,508	7,364	3,575	3,789	33,781	18,062	15,719
20 - 24	39,958	20,543	19,415	7,650	3,807	3,843	32,308	16,736	15,573
25 - 29	39,849	19,871	19,978	7,621	3,846	3,775	32,229	16,025	16,204
30 - 34	34,604	16,854	17,749	5,923	2,914	3,010	28,680	13,941	14,739
35 - 39	38,168	18,669	19,499	6,489	3,273	3,216	31,679	15,396	16,283
40 - 44	27,529	13,540	13,989	4,738	2,391	2,346	22,791	11,149	11,643
45 - 49	30,642	14,584	16,057	5,548	2,672	2,876	25,093	11,912	13,181
50 - 54	22,826	10,952	11,874	4,690	2,311	2,379	18,136	8,641	9,495
55 - 59	23,253	11,253	12,000	4,759	2,354	2,405	18,494	8,899	9,595
60 - 64	20,488	9,395	11,092	3,967	1,776	2,192	16,520	7,619	8,901
65 - 69	18,436	8,332	10,104	3,332	1,442	1,890	15,104	6,890	8,214
70 - 74	12,082	4,596	7,487	2,370	838	1,532	9,712	3,758	5,954
75-79	8,458	3,065	5,393	1,679	574	1,105	6,779	2,491	4,288
80+	6,184	1,990	4,195	1,979	992	987	4,205	998	3,207
Total	505,895	248,528	257,368	89,058	43,764	45,294	416,837	204,764	212,073

## Ratanak Kiri

2019

Age groups	Total			Urban			Rural		
	Total	Male	Female	Total	Male	Female	Total	Male	Female
0 - 4	24,004	12,202	11,802	3,100	1,614	1,486	20,904	10,588	10,316
5 - 9	26,556	13,649	12,907	3,221	1,634	1,587	23,335	12,015	11,320
10 - 14	28,585	14,506	14,079	3,686	1,838	1,847	24,899	12,668	12,232
15 - 19	25,181	12,774	12,407	3,575	1,789	1,786	21,605	10,985	10,620
20 - 24	20,029	9,892	10,137	3,125	1,539	1,587	16,904	8,353	8,551
25 - 29	20,024	10,189	9,835	3,370	1,717	1,653	16,654	8,473	8,182
30 - 34	17,483	8,997	8,486	3,052	1,617	1,435	14,431	7,380	7,051
35 - 39	16,881	8,608	8,273	2,929	1,533	1,396	13,951	7,075	6,877
40 - 44	10,880	5,532	5,349	1,990	1,055	934	8,891	4,476	4,414
45 - 49	9,679	4,917	4,763	1,710	916	794	7,969	4,000	3,968
50 - 54	7,955	3,908	4,047	1,344	732	612	6,610	3,176	3,435
55 - 59	6,392	3,239	3,153	878	469	409	5,514	2,770	2,744
60 - 64	4,209	2,002	2,207	615	280	335	3,594	1,722	1,873
65 - 69	2,944	1,463	1,481	412	197	215	2,532	1,266	1,266
70 - 74	1,780	797	983	238	101	137	1,542	696	846
75-79	1,107	495	613	118	57	62	989	438	551
80+	1,124	466	658	107	45	62	1,017	420	596
Total	224,814	113,635	111,179	33,472	17,134	16,338	191,342	96,501	94,841

## Ratanak Kiri

2020

Age groups	Total			Urban			Rural		
	Total	Male	Female	Total	Male	Female	Total	Male	Female
0 - 4	24,201	12,296	11,905	2,856	1,502	1,355	21,344	10,794	10,550
5 - 9	26,613	13,671	12,943	2,833	1,480	1,353	23,781	12,191	11,590
10 - 14	28,445	14,439	14,006	3,429	1,758	1,671	25,016	12,682	12,335
15 - 19	26,224	13,362	12,862	3,928	1,940	1,988	22,296	11,422	10,874
20 - 24	20,068	9,953	10,115	3,443	1,687	1,756	16,625	8,266	8,359
25 - 29	19,740	10,023	9,717	3,437	1,747	1,690	16,303	8,276	8,027
30 - 34	17,733	9,111	8,622	2,836	1,523	1,313	14,897	7,587	7,309
35 - 39	17,415	8,867	8,548	2,795	1,495	1,300	14,620	7,372	7,247
40 - 44	12,083	6,167	5,917	2,212	1,209	1,003	9,871	4,958	4,914
45 - 49	9,475	4,828	4,647	1,740	952	789	7,735	3,877	3,859
50 - 54	8,141	4,022	4,118	1,584	885	699	6,557	3,138	3,419
55 - 59	6,579	3,347	3,232	1,010	556	454	5,569	2,791	2,778
60 - 64	4,469	2,182	2,287	657	306	351	3,811	1,875	1,936
65 - 69	3,066	1,511	1,555	400	184	216	2,666	1,327	1,339
70 - 74	1,891	845	1,046	236	99	138	1,655	746	908
75-79	1,172	531	641	115	52	63	1,057	479	578
80+	1,125	461	665	110	44	66	1,015	417	598
Total	228,441	115,616	112,825	33,622	17,417	16,205	194,819	98,199	96,620

## Ratanak Kiri

2021

Age groups	Total			Urban			Rural		
	Total	Male	Female	Total	Male	Female	Total	Male	Female
0 - 4	24,044	12,208	11,836	2,830	1,489	1,341	21,213	10,718	10,495
5 - 9	27,166	13,949	13,217	2,937	1,508	1,428	24,230	12,441	11,789
10 - 14	27,819	14,116	13,703	3,422	1,716	1,706	24,397	12,400	11,997
15 - 19	27,363	13,987	13,376	4,181	2,028	2,153	23,182	11,959	11,223
20 - 24	20,402	10,184	10,218	3,490	1,724	1,767	16,912	8,460	8,452
25 - 29	19,174	9,708	9,466	3,329	1,690	1,639	15,845	8,018	7,827
30 - 34	18,189	9,337	8,852	2,901	1,559	1,342	15,287	7,778	7,510
35 - 39	17,456	8,865	8,591	2,794	1,493	1,301	14,662	7,373	7,290
40 - 44	13,840	7,091	6,749	2,528	1,388	1,139	11,312	5,702	5,610
45 - 49	9,112	4,647	4,466	1,669	915	754	7,443	3,732	3,711
50 - 54	8,378	4,178	4,199	1,629	918	711	6,749	3,260	3,488
55 - 59	6,701	3,400	3,301	1,025	564	462	5,676	2,836	2,840
60 - 64	4,772	2,406	2,367	702	337	365	4,070	2,068	2,002
65 - 69	3,178	1,549	1,629	413	188	225	2,765	1,361	1,404
70 - 74	2,019	903	1,116	252	105	146	1,767	798	970
75-79	1,233	557	676	125	58	66	1,108	498	610
80+	1,147	471	676	112	45	67	1,035	427	609
Total	231,993	117,554	114,438	34,337	17,725	16,612	197,655	99,829	97,826

## Ratanak Kiri

2022

Age groups	Total			Urban			Rural		
	Total	Male	Female	Total	Male	Female	Total	Male	Female
0 - 4	23,782	12,065	11,717	2,786	1,461	1,326	20,996	10,605	10,391
5 - 9	27,921	14,332	13,589	3,004	1,538	1,466	24,917	12,794	12,123
10 - 14	26,939	13,658	13,281	3,299	1,648	1,651	23,640	12,010	11,630
15 - 19	28,434	14,565	13,869	4,325	2,096	2,229	24,109	12,470	11,640
20 - 24	20,986	10,552	10,434	3,574	1,772	1,801	17,412	8,780	8,632
25 - 29	18,492	9,337	9,155	3,195	1,613	1,583	15,296	7,724	7,572
30 - 34	18,710	9,600	9,111	2,887	1,508	1,379	15,823	8,092	7,731
35 - 39	17,202	8,707	8,494	2,476	1,191	1,284	14,726	7,516	7,210
40 - 44	15,836	8,136	7,700	3,335	2,037	1,298	12,501	6,099	6,402
45 - 49	8,786	4,478	4,308	1,459	875	584	7,327	3,604	3,724
50 - 54	8,609	4,340	4,269	1,668	946	722	6,940	3,393	3,547
55 - 59	6,787	3,423	3,364	1,032	563	469	5,755	2,860	2,895
60 - 64	5,091	2,645	2,446	748	368	379	4,343	2,277	2,066
65 - 69	3,296	1,596	1,701	426	192	234	2,871	1,403	1,467
70 - 74	2,156	965	1,190	268	112	156	1,888	854	1,035
75-79	1,298	580	718	130	60	70	1,168	520	648
80+	1,181	489	691	115	46	69	1,066	443	623
Total	235,506	119,470	116,036	34,726	18,026	16,701	200,779	101,444	99,335



**Ratanak Kiri**

2023

Age groups	Total			Urban			Rural		
	Total	Male	Female	Total	Male	Female	Total	Male	Female
0 - 4	23,819	12,076	11,744	2,795	1,468	1,327	21,024	10,607	10,417
5 - 9	28,289	14,516	13,773	3,049	1,565	1,484	25,240	12,951	12,289
10 - 14	26,148	13,244	12,904	3,206	1,605	1,602	22,942	11,639	11,303
15 - 19	29,235	14,996	14,239	4,453	2,167	2,285	24,783	12,829	11,954
20 - 24	21,742	11,009	10,734	3,709	1,858	1,851	18,034	9,151	8,883
25 - 29	17,934	9,044	8,890	3,104	1,570	1,535	14,830	7,475	7,355
30 - 34	19,092	9,789	9,303	3,036	1,630	1,406	16,056	8,159	7,897
35 - 39	16,957	8,556	8,401	2,704	1,436	1,268	14,252	7,119	7,133
40 - 44	17,631	9,070	8,561	3,212	1,770	1,441	14,420	7,300	7,120
45 - 49	8,766	4,470	4,297	1,459	877	582	7,308	3,593	3,715
50 - 54	8,758	4,455	4,303	1,703	976	728	7,054	3,479	3,575
55 - 59	6,879	3,454	3,425	1,047	571	477	5,832	2,884	2,948
60 - 64	5,388	2,864	2,524	794	400	394	4,594	2,464	2,130
65 - 69	3,446	1,672	1,774	446	202	244	3,000	1,470	1,530
70 - 74	2,293	1,026	1,267	285	119	166	2,008	906	1,102
75-79	1,375	608	767	138	64	75	1,237	545	692
80+	1,222	511	711	119	48	71	1,103	463	641
Total	238,975	121,360	117,615	35,258	18,326	16,933	203,717	103,034	100,683

**Ratanak Kiri**

2024

Age groups	Total			Urban			Rural		
	Total	Male	Female	Total	Male	Female	Total	Male	Female
0 - 4	24,929	12,636	12,294	2,920	1,534	1,387	22,009	11,102	10,907
5 - 9	27,267	13,983	13,284	2,934	1,505	1,429	24,334	12,479	11,855
10 - 14	25,743	13,028	12,715	3,152	1,576	1,576	22,591	11,452	11,139
15 - 19	29,639	15,216	14,423	4,507	2,195	2,311	25,133	13,021	12,111
20 - 24	22,607	11,513	11,094	3,850	1,939	1,911	18,757	9,574	9,183
25 - 29	17,677	8,928	8,749	3,055	1,547	1,508	14,622	7,381	7,241
30 - 34	19,200	9,832	9,367	3,048	1,634	1,414	16,152	8,198	7,954
35 - 39	16,941	8,526	8,415	2,697	1,429	1,268	14,244	7,097	7,147
40 - 44	18,922	9,733	9,189	3,441	1,896	1,545	15,481	7,837	7,644
45 - 49	9,233	4,718	4,514	1,683	924	759	7,549	3,794	3,755
50 - 54	8,783	4,496	4,287	1,707	983	725	7,075	3,513	3,562
55 - 59	7,009	3,521	3,488	1,066	581	485	5,943	2,940	3,003
60 - 64	5,640	3,038	2,602	831	424	407	4,809	2,614	2,195
65 - 69	3,643	1,795	1,848	471	217	255	3,171	1,578	1,593
70 - 74	2,426	1,080	1,346	301	125	176	2,125	955	1,170
75-79	1,471	646	825	147	67	80	1,323	578	745
80+	1,270	533	736	123	50	73	1,146	483	663
Total	242,398	123,223	119,175	35,933	18,626	17,307	206,465	104,597	101,868

## Ratanak Kiri

2025

Age groups	Total			Urban			Rural		
	Total	Male	Female	Total	Male	Female	Total	Male	Female
0 - 4	24,602	12,464	12,138	2,879	1,512	1,368	21,723	10,953	10,770
5 - 9	27,524	14,108	13,416	2,958	1,517	1,442	24,566	12,591	11,974
10 - 14	25,828	13,063	12,766	3,159	1,579	1,580	22,670	11,484	11,186
15 - 19	29,528	15,164	14,365	4,485	2,186	2,299	25,043	12,978	12,065
20 - 24	23,575	12,060	11,515	4,011	2,030	1,981	19,564	10,030	9,534
25 - 29	17,738	8,997	8,741	3,063	1,557	1,506	14,675	7,440	7,235
30 - 34	18,956	9,688	9,269	3,006	1,609	1,397	15,951	8,079	7,872
35 - 39	17,211	8,648	8,563	2,737	1,448	1,289	14,475	7,200	7,274
40 - 44	19,555	10,044	9,511	3,552	1,955	1,597	16,003	8,089	7,914
45 - 49	10,274	5,271	5,003	1,872	1,031	841	8,402	4,240	4,162
50 - 54	8,617	4,425	4,192	1,674	966	708	6,943	3,459	3,484
55 - 59	7,194	3,635	3,559	1,094	599	495	6,100	3,036	3,064
60 - 64	5,827	3,151	2,676	858	439	419	4,969	2,712	2,257
65 - 69	3,889	1,968	1,921	504	237	267	3,385	1,731	1,655
70 - 74	2,548	1,125	1,423	316	130	185	2,232	994	1,238
75-79	1,583	693	890	159	72	86	1,425	621	804
80+	1,324	557	767	128	52	76	1,195	505	691
Total	245,774	125,061	120,714	36,454	18,920	17,535	209,320	106,141	103,179

## Ratanak Kiri

2026

Age groups	Total			Urban			Rural		
	Total	Male	Female	Total	Male	Female	Total	Male	Female
0 - 4	24,362	12,338	12,025	2,848	1,495	1,353	21,514	10,843	10,671
5 - 9	27,403	14,037	13,366	2,942	1,508	1,434	24,461	12,530	11,931
10 - 14	26,419	13,357	13,062	3,228	1,613	1,615	23,192	11,744	11,448
15 - 19	28,939	14,857	14,082	4,391	2,140	2,251	24,548	12,717	11,830
20 - 24	24,654	12,655	11,999	4,256	2,128	2,128	20,398	10,526	9,871
25 - 29	18,076	9,229	8,847	3,120	1,596	1,523	14,957	7,633	7,324
30 - 34	18,457	9,407	9,050	2,923	1,561	1,362	15,534	7,846	7,688
35 - 39	17,698	8,886	8,811	2,811	1,487	1,325	14,886	7,400	7,487
40 - 44	19,651	10,069	9,582	3,565	1,959	1,606	16,086	8,110	7,976
45 - 49	11,801	6,079	5,722	2,150	1,189	961	9,651	4,890	4,761
50 - 54	8,313	4,273	4,040	1,614	932	682	6,699	3,340	3,359
55 - 59	7,430	3,790	3,640	1,130	624	506	6,300	3,166	3,134
60 - 64	5,961	3,215	2,746	877	448	429	5,085	2,767	2,317
65 - 69	4,178	2,184	1,994	543	263	279	3,635	1,921	1,715
70 - 74	2,664	1,163	1,500	330	135	195	2,334	1,029	1,306
75-79	1,712	750	962	171	78	93	1,541	672	869
80+	1,389	584	805	134	55	80	1,254	529	725
Total	249,108	126,874	122,233	37,033	19,211	17,822	212,075	107,663	104,411

## Ratanak Kiri

2027

Age groups	Total			Urban			Rural		
	Total	Male	Female	Total	Male	Female	Total	Male	Female
0 - 4	24,144	12,223	11,922	2,821	1,480	1,340	21,324	10,743	10,581
5 - 9	27,174	13,911	13,263	2,915	1,493	1,422	24,258	12,418	11,840
10 - 14	27,221	13,760	13,461	3,323	1,660	1,663	23,898	12,100	11,798
15 - 19	28,093	14,414	13,679	4,260	2,075	2,185	23,833	12,339	11,494
20 - 24	25,687	13,216	12,470	4,364	2,222	2,142	21,323	10,995	10,328
25 - 29	18,644	9,592	9,053	3,093	1,535	1,558	15,551	8,057	7,495
30 - 34	17,850	9,075	8,775	2,824	1,505	1,320	15,026	7,570	7,456
35 - 39	18,257	9,165	9,093	2,898	1,532	1,366	15,359	7,633	7,727
40 - 44	19,422	9,921	9,501	3,520	1,929	1,591	15,902	7,992	7,910
45 - 49	13,545	6,998	6,547	2,467	1,367	1,099	11,078	5,630	5,448
50 - 54	8,044	4,134	3,910	1,560	901	659	6,483	3,232	3,251
55 - 59	7,665	3,953	3,712	1,167	650	517	6,498	3,303	3,195
60 - 64	6,066	3,254	2,813	891	453	438	5,176	2,801	2,375
65 - 69	4,484	2,417	2,067	584	291	293	3,900	2,126	1,774
70 - 74	2,787	1,209	1,579	344	140	205	2,443	1,069	1,374
75-79	1,851	811	1,039	185	84	101	1,666	727	939
80+	1,465	614	851	142	58	84	1,324	556	767
Total	252,400	128,666	123,734	37,358	19,376	17,982	215,042	109,290	105,752

## Ratanak Kiri

2028

Age groups	Total			Urban			Rural		
	Total	Male	Female	Total	Male	Female	Total	Male	Female
0 - 4	23,939	12,114	11,825	2,794	1,466	1,328	21,145	10,648	10,497
5 - 9	27,274	13,954	13,320	2,924	1,497	1,427	24,350	12,458	11,893
10 - 14	27,636	13,967	13,669	3,371	1,684	1,687	24,265	12,283	11,982
15 - 19	27,325	14,008	13,317	4,140	2,015	2,126	23,185	11,993	11,191
20 - 24	26,468	13,640	12,828	4,493	2,291	2,202	21,975	11,349	10,627
25 - 29	19,360	10,031	9,329	3,338	1,733	1,605	16,022	8,298	7,724
30 - 34	17,352	8,813	8,540	2,743	1,460	1,283	14,609	7,352	7,257
35 - 39	18,674	9,369	9,305	2,962	1,565	1,396	15,713	7,804	7,909
40 - 44	19,193	9,774	9,420	3,474	1,898	1,576	15,719	7,875	7,844
45 - 49	15,120	7,823	7,297	2,752	1,528	1,224	12,368	6,295	6,073
50 - 54	8,050	4,139	3,911	1,561	902	659	6,490	3,237	3,252
55 - 59	7,824	4,072	3,751	1,192	670	522	6,632	3,403	3,229
60 - 64	6,175	3,298	2,877	905	459	447	5,269	2,839	2,430
65 - 69	4,770	2,631	2,139	622	317	306	4,148	2,315	1,834
70 - 74	2,937	1,278	1,660	363	148	215	2,574	1,130	1,445
75-79	1,991	871	1,119	199	90	108	1,792	781	1,011
80+	1,555	650	905	150	61	89	1,405	589	816
Total	255,645	130,432	125,213	37,983	19,782	18,200	217,663	110,650	107,013

## Ratanak Kiri

2029

Age groups	Total			Urban			Rural		
	Total	Male	Female	Total	Male	Female	Total	Male	Female
0 - 4	23,734	12,004	11,730	2,777	1,460	1,317	20,957	10,544	10,413
5 - 9	28,569	14,613	13,956	3,070	1,575	1,494	25,499	13,037	12,462
10 - 14	26,659	13,464	13,195	3,259	1,632	1,627	23,400	11,832	11,568
15 - 19	26,922	13,790	13,132	4,088	1,994	2,095	22,834	11,796	11,038
20 - 24	26,856	13,852	13,004	4,569	2,338	2,231	22,287	11,513	10,773
25 - 29	20,149	10,500	9,649	3,483	1,823	1,660	16,666	8,677	7,988
30 - 34	17,120	8,707	8,413	2,713	1,450	1,263	14,407	7,257	7,150
35 - 39	18,799	9,420	9,379	2,988	1,582	1,407	15,811	7,839	7,972
40 - 44	19,197	9,750	9,447	3,482	1,903	1,579	15,715	7,847	7,868
45 - 49	16,247	8,404	7,842	2,964	1,649	1,315	13,283	6,755	6,528
50 - 54	8,493	4,377	4,116	1,651	959	693	6,841	3,418	3,423
55 - 59	7,861	4,118	3,743	1,202	681	521	6,659	3,437	3,221
60 - 64	6,308	3,371	2,937	927	471	456	5,381	2,899	2,481
65 - 69	5,012	2,801	2,211	656	339	317	4,356	2,462	1,893
70 - 74	3,124	1,380	1,744	387	160	226	2,737	1,220	1,518
75-79	2,126	926	1,200	213	97	116	1,913	829	1,084
80+	1,659	692	967	241	146	95	1,418	546	872
Total	258,833	132,168	126,665	38,672	20,259	18,413	220,162	111,910	108,252

## Ratanak Kiri

2030

Age groups	Total			Urban			Rural		
	Total	Male	Female	Total	Male	Female	Total	Male	Female
0 - 4	23,528	11,894	11,633	2,749	1,445	1,304	20,779	10,450	10,329
5 - 9	28,225	14,430	13,795	3,028	1,554	1,475	25,196	12,877	12,320
10 - 14	26,939	13,598	13,341	3,288	1,646	1,643	23,650	11,952	11,698
15 - 19	27,040	13,842	13,198	4,101	1,999	2,102	22,940	11,844	11,096
20 - 24	26,784	13,819	12,964	4,551	2,330	2,221	22,233	11,489	10,744
25 - 29	21,036	11,012	10,024	3,667	1,944	1,723	17,369	9,068	8,301
30 - 34	17,199	8,786	8,414	2,723	1,461	1,262	14,476	7,324	7,151
35 - 39	18,584	9,294	9,290	2,949	1,558	1,391	15,635	7,735	7,899
40 - 44	19,529	9,903	9,626	3,552	1,931	1,621	15,977	7,973	8,005
45 - 49	16,815	8,686	8,129	3,063	1,702	1,360	13,752	6,984	6,768
50 - 54	9,468	4,899	4,569	1,840	1,071	768	7,628	3,827	3,801
55 - 59	7,729	4,062	3,667	1,181	670	510	6,548	3,392	3,157
60 - 64	6,493	3,490	3,003	954	487	466	5,539	3,003	2,536
65 - 69	5,198	2,917	2,281	680	352	327	4,518	2,565	1,953
70 - 74	3,355	1,523	1,832	415	177	238	2,940	1,346	1,594
75-79	2,253	972	1,280	225	101	123	2,028	871	1,157
80+	1,781	742	1,039	258	156	102	1,522	586	936
Total	261,955	133,870	128,085	39,224	20,586	18,639	222,730	113,285	109,446

## Siem Reap

2019

Age groups	Total			Urban			Rural		
	Total	Male	Female	Total	Male	Female	Total	Male	Female
0 - 4	111,043	56,776	54,267	31,270	15,985	15,285	79,774	40,791	38,983
5 - 9	107,270	54,592	52,678	29,644	15,058	14,586	77,626	39,534	38,093
10 - 14	124,013	63,315	60,698	34,058	17,473	16,584	89,956	45,842	44,114
15 - 19	100,365	50,555	49,810	31,390	16,012	15,378	68,975	34,543	34,432
20 - 24	87,044	42,667	44,377	29,515	14,411	15,104	57,529	28,256	29,273
25 - 29	93,456	46,211	47,245	32,838	16,173	16,665	60,618	30,038	30,580
30 - 34	88,209	43,467	44,742	32,133	15,782	16,350	56,077	27,685	28,392
35 - 39	82,584	41,727	40,856	29,969	15,479	14,490	52,614	26,248	26,367
40 - 44	51,337	25,290	26,047	16,353	8,495	7,858	34,983	16,795	18,189
45 - 49	47,490	22,800	24,690	14,418	7,200	7,217	33,072	15,600	17,473
50 - 54	42,840	19,045	23,795	12,230	5,730	6,500	30,610	13,315	17,295
55 - 59	39,234	18,221	21,013	10,993	5,201	5,792	28,242	13,020	15,222
60 - 64	27,389	11,274	16,116	8,285	3,467	4,818	19,104	7,807	11,297
65 - 69	19,938	7,892	12,046	5,967	2,380	3,587	13,971	5,512	8,459
70 - 74	12,526	4,899	7,628	3,739	1,441	2,297	8,788	3,457	5,330
75-79	7,496	2,948	4,548	2,163	836	1,328	5,332	2,112	3,220
80+	6,332	2,315	4,017	1,816	679	1,137	4,515	1,636	2,879
Total	1,048,567	513,992	534,574	326,780	161,803	164,977	721,786	352,189	369,597

## Siem Reap

2020

Age groups	Total			Urban			Rural		
	Total	Male	Female	Total	Male	Female	Total	Male	Female
0 - 4	111,842	57,177	54,665	28,851	14,920	13,931	82,991	42,257	40,734
5 - 9	107,397	54,644	52,753	26,113	13,681	12,432	81,284	40,963	40,321
10 - 14	123,283	62,983	60,300	31,758	16,760	14,998	91,525	46,223	45,302
15 - 19	104,419	52,847	51,572	34,526	17,417	17,109	69,893	35,430	34,463
20 - 24	87,128	42,906	44,222	32,565	15,853	16,712	54,563	27,053	27,510
25 - 29	92,038	45,429	46,609	33,543	16,512	17,031	58,496	28,917	29,578
30 - 34	89,382	43,988	45,394	29,875	14,920	14,954	59,507	29,068	30,439
35 - 39	85,115	42,958	42,156	28,637	15,143	13,494	56,478	27,815	28,662
40 - 44	56,956	28,176	28,779	18,198	9,767	8,431	38,758	18,409	20,348
45 - 49	46,443	22,376	24,067	14,667	7,504	7,163	31,776	14,872	16,904
50 - 54	43,798	19,590	24,209	14,371	6,945	7,426	29,427	12,645	16,783
55 - 59	40,340	18,815	21,525	12,611	6,183	6,428	27,729	12,632	15,097
60 - 64	29,049	12,278	16,770	8,852	3,802	5,049	20,197	8,476	11,721
65 - 69	20,742	8,144	12,598	5,826	2,227	3,599	14,916	5,917	8,999
70 - 74	13,295	5,189	8,106	3,722	1,414	2,308	9,573	3,774	5,798
75-79	7,925	3,161	4,764	2,125	769	1,356	5,801	2,392	3,408
80+	6,333	2,289	4,044	1,875	657	1,218	4,458	1,632	2,826
Total	1,065,485	522,951	542,534	328,113	164,474	163,639	737,372	358,477	378,895

## Siem Reap

2021

Age groups	Total			Urban			Rural		
	Total	Male	Female	Total	Male	Female	Total	Male	Female
0 - 4	111,039	56,755	54,284	28,617	14,803	13,814	82,422	41,952	40,470
5 - 9	109,551	55,745	53,806	27,099	13,950	13,149	82,452	41,795	40,657
10 - 14	120,486	61,560	58,926	31,708	16,374	15,335	88,778	45,187	43,591
15 - 19	108,877	55,308	53,570	36,778	18,220	18,558	72,100	37,088	35,012
20 - 24	88,517	43,890	44,626	33,049	16,209	16,839	55,468	27,681	27,787
25 - 29	89,335	43,991	45,344	32,523	15,982	16,542	56,812	28,010	28,802
30 - 34	91,614	45,070	46,544	30,589	15,280	15,309	61,025	29,790	31,235
35 - 39	85,255	42,940	42,315	28,651	15,129	13,522	56,604	27,811	28,794
40 - 44	65,190	32,391	32,800	20,816	11,222	9,594	44,374	21,169	23,205
45 - 49	44,633	21,531	23,102	14,080	7,216	6,864	30,552	14,314	16,238
50 - 54	45,042	20,346	24,696	14,768	7,209	7,559	30,273	13,137	17,136
55 - 59	41,061	19,108	21,953	12,821	6,276	6,546	28,240	12,833	15,407
60 - 64	31,001	13,536	17,465	9,444	4,190	5,254	21,557	9,347	12,211
65 - 69	21,484	8,350	13,134	6,029	2,282	3,747	15,455	6,068	9,387
70 - 74	14,183	5,543	8,641	3,966	1,510	2,456	10,218	4,033	6,185
75-79	8,331	3,315	5,016	2,289	863	1,425	6,042	2,451	3,591
80+	6,450	2,340	4,110	1,907	671	1,236	4,544	1,669	2,874
Total	1,082,049	531,719	550,331	335,133	167,384	167,749	746,916	364,335	382,582

## Siem Reap

2022

Age groups	Total			Urban			Rural		
	Total	Male	Female	Total	Male	Female	Total	Male	Female
0 - 4	109,764	56,090	53,674	28,250	14,605	13,645	81,514	41,485	40,029
5 - 9	112,526	57,273	55,252	27,797	14,309	13,488	84,729	42,965	41,764
10 - 14	116,601	59,559	57,042	30,645	15,816	14,828	85,957	43,743	42,214
15 - 19	113,072	57,594	55,478	38,140	18,942	19,199	74,932	38,652	36,280
20 - 24	90,994	45,476	45,518	33,925	16,765	17,160	57,069	28,711	28,358
25 - 29	86,104	42,308	43,796	31,302	15,342	15,960	54,801	26,966	27,836
30 - 34	94,183	46,336	47,847	30,586	14,865	15,721	63,597	31,471	32,125
35 - 39	83,960	42,173	41,787	25,483	12,145	13,338	58,477	30,027	28,450
40 - 44	74,546	37,164	37,382	27,480	16,558	10,922	47,066	20,606	26,460
45 - 49	43,008	20,750	22,259	12,254	6,943	5,311	30,755	13,806	16,948
50 - 54	46,257	21,129	25,127	15,151	7,474	7,677	31,105	13,655	17,450
55 - 59	41,561	19,237	22,324	12,956	6,307	6,648	28,605	12,930	15,675
60 - 64	33,051	14,885	18,166	10,062	4,599	5,463	22,989	10,286	12,703
65 - 69	22,272	8,599	13,673	6,243	2,346	3,897	16,029	6,253	9,776
70 - 74	15,135	5,925	9,210	4,226	1,611	2,615	10,909	4,314	6,595
75-79	8,766	3,455	5,311	2,406	898	1,508	6,360	2,557	3,803
80+	6,635	2,431	4,205	1,958	696	1,263	4,677	1,735	2,942
Total	1,098,434	540,382	558,052	338,863	170,220	168,643	759,571	370,162	389,409

## Siem Reap

2023

Age groups	Total			Urban			Rural		
	Total	Male	Female	Total	Male	Female	Total	Male	Female
0 - 4	109,836	56,119	53,717	28,278	14,623	13,655	81,558	41,495	40,063
5 - 9	113,903	57,986	55,916	28,146	14,497	13,649	85,756	43,489	42,268
10 - 14	113,075	57,732	55,343	29,726	15,341	14,385	83,349	42,391	40,958
15 - 19	116,152	59,275	56,877	39,191	19,510	19,682	76,961	39,766	37,196
20 - 24	94,187	47,425	46,761	35,130	17,500	17,630	59,057	29,926	29,131
25 - 29	83,431	40,966	42,464	30,344	14,870	15,474	53,086	26,096	26,990
30 - 34	96,016	47,231	48,785	32,028	15,999	16,029	63,989	31,232	32,756
35 - 39	82,689	41,421	41,268	27,750	14,581	13,169	54,939	26,841	28,099
40 - 44	82,921	41,415	41,506	26,461	14,335	12,126	56,461	27,081	29,380
45 - 49	42,873	20,702	22,171	12,220	6,932	5,289	30,653	13,771	16,882
50 - 54	47,013	21,683	25,330	15,409	7,675	7,734	31,604	14,007	17,596
55 - 59	42,087	19,406	22,681	13,121	6,367	6,753	28,966	13,039	15,927
60 - 64	34,947	16,109	18,838	10,649	4,981	5,668	24,298	11,128	13,170
65 - 69	23,261	9,010	14,252	6,521	2,460	4,061	16,741	6,550	10,191
70 - 74	16,084	6,293	9,791	4,492	1,712	2,779	11,592	4,580	7,012
75-79	9,280	3,621	5,659	2,548	942	1,606	6,732	2,679	4,053
80+	6,862	2,536	4,326	2,025	726	1,298	4,837	1,810	3,028
Total	1,114,616	548,931	565,685	344,037	173,051	170,986	770,579	375,880	394,699

## Siem Reap

2024

Age groups	Total			Urban			Rural		
	Total	Male	Female	Total	Male	Female	Total	Male	Female
0 - 4	114,752	58,643	56,110	29,552	15,278	14,274	85,200	43,365	41,835
5 - 9	109,598	55,784	53,813	27,090	13,944	13,146	82,507	41,840	40,667
10 - 14	111,127	56,714	54,413	29,222	15,067	14,154	81,905	41,647	40,258
15 - 19	117,550	60,065	57,484	39,675	19,766	19,909	77,875	40,299	37,576
20 - 24	97,761	49,533	48,228	36,476	18,275	18,201	61,285	31,258	30,027
25 - 29	82,091	40,384	41,707	29,869	14,656	15,212	52,222	25,727	26,495
30 - 34	96,390	47,379	49,011	32,163	16,046	16,117	64,227	31,333	32,894
35 - 39	82,468	41,223	41,245	27,679	14,508	13,171	54,789	26,715	28,074
40 - 44	88,835	44,383	44,452	28,356	15,359	12,997	60,479	29,025	31,454
45 - 49	45,074	21,825	23,249	14,210	7,306	6,904	30,864	14,519	16,345
50 - 54	47,065	21,854	25,211	15,435	7,734	7,701	31,630	14,120	17,510
55 - 59	42,804	19,752	23,052	13,349	6,479	6,869	29,455	13,272	16,183
60 - 64	36,516	17,064	19,453	11,134	5,275	5,859	25,382	11,789	13,593
65 - 69	24,545	9,655	14,890	6,880	2,635	4,244	17,665	7,020	10,645
70 - 74	16,988	6,620	10,368	4,746	1,801	2,945	12,242	4,819	7,423
75-79	9,905	3,839	6,066	2,722	998	1,723	7,183	2,840	4,343
80+	7,117	2,645	4,472	2,100	757	1,343	5,017	1,888	3,129
Total	1,130,583	557,361	573,223	350,657	175,886	174,770	779,927	381,474	398,453

## Siem Reap

2025

Age groups	Total			Urban			Rural		
	Total	Male	Female	Total	Male	Female	Total	Male	Female
0 - 4	113,113	57,805	55,307	29,129	15,059	14,070	83,984	42,746	41,237
5 - 9	110,498	56,239	54,258	27,312	14,057	13,254	83,186	42,182	41,004
10 - 14	111,365	56,826	54,539	29,282	15,096	14,187	82,083	41,730	40,352
15 - 19	116,971	59,814	57,157	39,478	19,683	19,796	77,493	40,131	37,362
20 - 24	101,827	51,848	49,979	37,994	19,129	18,865	63,833	32,719	31,114
25 - 29	82,276	40,670	41,607	29,938	14,760	15,178	52,338	25,909	26,429
30 - 34	95,055	46,648	48,407	31,717	15,798	15,918	63,338	30,850	32,489
35 - 39	83,684	41,784	41,900	28,085	14,705	13,380	55,600	27,079	28,520
40 - 44	91,696	45,768	45,928	29,266	15,837	13,428	62,431	29,931	32,500
45 - 49	50,100	24,364	25,736	15,798	8,156	7,642	34,302	16,208	18,094
50 - 54	46,123	21,495	24,628	15,127	7,607	7,520	30,996	13,888	17,108
55 - 59	43,883	20,378	23,505	13,689	6,684	7,004	30,194	13,694	16,501
60 - 64	37,681	17,686	19,995	11,490	5,467	6,023	26,191	12,219	13,972
65 - 69	26,175	10,580	15,596	7,330	2,887	4,442	18,846	7,692	11,153
70 - 74	17,819	6,887	10,932	4,978	1,873	3,105	12,841	5,014	7,827
75-79	10,651	4,118	6,533	2,926	1,071	1,855	7,724	3,047	4,677
80+	7,412	2,760	4,652	2,187	790	1,397	5,225	1,970	3,255
Total	1,146,330	565,671	580,659	355,726	178,660	177,065	790,604	387,010	403,594

## Siem Reap

2026

Age groups	Total			Urban			Rural		
	Total	Male	Female	Total	Male	Female	Total	Male	Female
0 - 4	111,842	57,158	54,685	28,804	14,892	13,913	83,038	42,266	40,772
5 - 9	109,849	55,899	53,950	27,153	13,973	13,180	82,696	41,926	40,770
10 - 14	113,744	58,046	55,698	29,909	15,421	14,488	83,835	42,625	41,210
15 - 19	114,466	58,543	55,924	38,637	19,266	19,371	75,829	39,276	36,553
20 - 24	106,328	54,347	51,981	40,302	20,055	20,248	66,026	34,292	31,733
25 - 29	83,720	41,673	42,047	30,471	15,127	15,344	53,249	26,546	26,703
30 - 34	92,414	45,249	47,164	30,839	15,327	15,512	61,574	29,922	31,652
35 - 39	85,921	42,889	43,031	28,838	15,096	13,742	57,082	27,793	29,289
40 - 44	92,012	45,833	46,178	29,364	15,862	13,502	62,648	29,971	32,676
45 - 49	57,458	28,066	29,392	18,125	9,397	8,728	39,333	18,669	20,664
50 - 54	44,428	20,732	23,696	14,573	7,338	7,235	29,855	13,394	16,461
55 - 59	45,257	21,228	24,029	14,125	6,964	7,161	31,132	14,264	16,868
60 - 64	38,495	18,029	20,466	11,737	5,573	6,164	26,758	12,456	14,302
65 - 69	28,078	11,728	16,350	7,854	3,201	4,654	20,224	8,527	11,696
70 - 74	18,602	7,116	11,486	5,198	1,935	3,263	13,404	5,181	8,223
75-79	11,499	4,450	7,049	3,159	1,157	2,002	8,341	3,293	5,048
80+	7,763	2,888	4,875	2,290	827	1,463	5,473	2,062	3,412
Total	1,161,876	573,874	588,002	361,380	181,410	179,970	800,496	392,465	408,032



**Siem Reap**

2027

Age groups	Total			Urban			Rural		
	Total	Male	Female	Total	Male	Female	Total	Male	Female
0 - 4	110,658	56,555	54,103	28,503	14,737	13,765	82,155	41,818	40,338
5 - 9	108,748	55,327	53,421	26,884	13,833	13,051	81,864	41,494	40,369
10 - 14	116,999	59,723	57,276	30,768	15,869	14,899	86,231	43,855	42,377
15 - 19	110,935	56,725	54,211	37,450	18,672	18,778	73,485	38,053	35,432
20 - 24	110,599	56,689	53,910	41,281	20,924	20,356	69,318	35,765	33,553
25 - 29	86,209	43,256	42,953	31,384	15,705	15,678	54,825	27,550	27,275
30 - 34	89,227	43,598	45,629	29,778	14,771	15,007	59,448	28,826	30,622
35 - 39	88,491	44,178	44,313	29,704	15,553	14,151	58,787	28,625	30,161
40 - 44	90,788	45,104	45,684	28,969	15,613	13,356	61,819	29,491	32,328
45 - 49	65,840	32,270	33,570	20,776	10,808	9,969	45,064	21,462	23,601
50 - 54	42,917	20,031	22,886	14,079	7,091	6,988	28,838	12,940	15,898
55 - 59	46,610	22,111	24,500	14,556	7,255	7,302	32,054	14,856	17,198
60 - 64	39,109	18,220	20,888	11,922	5,633	6,289	27,186	12,587	14,599
65 - 69	30,082	12,963	17,119	8,406	3,538	4,868	21,675	9,425	12,250
70 - 74	19,433	7,384	12,049	5,431	2,008	3,423	14,002	5,376	8,626
75-79	12,410	4,809	7,601	3,409	1,250	2,158	9,002	3,558	5,443
80+	8,178	3,035	5,143	2,412	868	1,544	5,766	2,167	3,599
Total	1,177,233	581,977	595,255	365,713	184,128	181,584	811,520	397,849	413,671

**Siem Reap**

2028

Age groups	Total			Urban			Rural		
	Total	Male	Female	Total	Male	Female	Total	Male	Female
0 - 4	109,537	55,987	53,550	28,218	14,592	13,626	81,319	41,395	39,924
5 - 9	108,969	55,436	53,533	26,942	13,863	13,080	82,027	41,573	40,454
10 - 14	118,588	60,550	58,038	31,189	16,091	15,098	87,399	44,459	42,940
15 - 19	107,724	55,065	52,659	36,372	18,129	18,243	71,352	36,936	34,416
20 - 24	113,774	58,437	55,337	42,475	21,576	20,900	71,299	36,861	34,438
25 - 29	89,371	45,186	44,185	32,544	16,411	16,133	56,827	28,775	28,052
30 - 34	86,594	42,288	44,307	28,905	14,331	14,574	57,690	27,957	29,733
35 - 39	90,363	45,111	45,252	30,337	15,885	14,452	60,026	29,226	30,800
40 - 44	89,570	44,382	45,188	28,577	15,366	13,211	60,992	29,016	31,977
45 - 49	73,375	36,032	37,342	23,160	12,071	11,089	50,214	23,962	26,253
50 - 54	42,882	20,035	22,847	14,069	7,094	6,975	28,813	12,941	15,871
55 - 59	47,496	22,753	24,743	14,842	7,467	7,375	32,654	15,286	17,368
60 - 64	39,741	18,447	21,294	12,114	5,704	6,410	27,627	12,743	14,883
65 - 69	31,951	14,096	17,855	8,922	3,848	5,074	23,029	10,248	12,781
70 - 74	20,443	7,796	12,647	5,712	2,120	3,592	14,731	5,675	9,055
75-79	13,326	5,158	8,168	3,660	1,341	2,319	9,666	3,817	5,849
80+	8,666	3,208	5,458	2,556	918	1,638	6,110	2,290	3,820
Total	1,192,368	589,967	602,401	370,594	186,806	183,789	821,774	403,161	418,613

## Siem Reap

2029

Age groups	Total			Urban			Rural		
	Total	Male	Female	Total	Male	Female	Total	Male	Female
0 - 4	108,446	55,439	53,007	27,994	14,505	13,489	80,452	40,934	39,518
5 - 9	113,985	58,010	55,975	28,239	14,562	13,677	85,746	43,448	42,298
10 - 14	114,237	58,328	55,910	30,105	15,560	14,545	84,132	42,768	41,365
15 - 19	105,990	54,168	51,822	35,856	17,901	17,955	70,134	36,267	33,867
20 - 24	115,282	59,303	55,979	43,122	21,975	21,147	72,160	37,328	34,833
25 - 29	92,882	47,266	45,617	33,890	17,229	16,661	58,992	30,037	28,956
30 - 34	85,318	41,751	43,566	28,533	14,201	14,332	56,785	27,551	29,234
35 - 39	90,842	45,326	45,516	30,556	16,019	14,537	60,286	29,307	30,979
40 - 44	89,464	44,244	45,220	28,595	15,374	13,220	60,869	28,870	32,000
45 - 49	78,734	38,684	40,050	24,900	13,006	11,894	53,834	25,678	28,156
50 - 54	45,176	21,170	24,006	14,852	7,524	7,328	30,324	13,647	16,678
55 - 59	47,657	22,991	24,666	14,926	7,573	7,352	32,731	15,417	17,314
60 - 64	40,543	18,840	21,703	12,381	5,848	6,533	28,162	12,993	15,169
65 - 69	33,523	14,997	18,526	9,373	4,110	5,263	24,151	10,887	13,264
70 - 74	21,712	8,414	13,298	6,073	2,298	3,775	15,639	6,116	9,523
75-79	14,211	5,477	8,735	3,910	1,430	2,480	10,302	4,047	6,255
80+	9,234	3,414	5,820	3,939	2,192	1,747	5,295	1,222	4,073
Total	1,207,239	597,821	609,417	377,242	191,306	185,936	829,996	406,515	423,481

## Siem Reap

2030

Age groups	Total			Urban			Rural		
	Total	Male	Female	Total	Male	Female	Total	Male	Female
0 - 4	107,313	54,871	52,442	27,705	14,360	13,345	79,608	40,511	39,097
5 - 9	112,413	57,222	55,191	27,853	14,368	13,485	84,560	42,854	41,706
10 - 14	115,230	58,843	56,388	30,369	15,700	14,669	84,861	43,142	41,719
15 - 19	106,266	54,314	51,952	35,954	17,954	18,000	70,311	36,360	33,952
20 - 24	114,768	59,099	55,670	42,938	21,907	21,031	71,830	37,192	34,638
25 - 29	96,798	49,514	47,284	35,657	18,384	17,273	61,141	31,130	30,011
30 - 34	85,560	42,081	43,479	28,621	14,317	14,304	56,939	27,764	29,174
35 - 39	89,642	44,666	44,976	30,152	15,789	14,363	59,489	28,877	30,613
40 - 44	90,851	44,889	45,962	29,163	15,602	13,560	61,688	29,287	32,401
45 - 49	81,341	39,934	41,406	25,725	13,429	12,296	55,616	26,505	29,111
50 - 54	50,275	23,669	26,607	16,532	8,413	8,119	33,743	15,255	18,488
55 - 59	46,774	22,653	24,121	14,653	7,463	7,189	32,121	15,189	16,932
60 - 64	41,658	19,488	22,170	12,724	6,050	6,674	28,934	13,438	15,496
65 - 69	34,706	15,599	19,106	9,701	4,276	5,426	25,004	11,324	13,681
70 - 74	23,278	9,275	14,002	6,505	2,533	3,972	16,773	6,742	10,031
75-79	15,033	5,744	9,289	4,136	1,500	2,637	10,896	4,244	6,652
80+	9,892	3,658	6,234	4,219	2,349	1,870	5,673	1,309	4,364
Total	1,221,797	605,519	616,278	382,608	194,394	188,214	839,189	411,125	428,064

**Preah Sihanouk**

2019

Age groups	Total			Urban			Rural		
	Total	Male	Female	Total	Male	Female	Total	Male	Female
0 - 4	24,506	12,830	11,676	18,387	9,722	8,665	6,120	3,109	3,011
5 - 9	22,843	11,677	11,166	16,720	8,533	8,187	6,123	3,144	2,979
10 - 14	26,137	13,224	12,913	19,207	9,637	9,570	6,930	3,587	3,343
15 - 19	28,022	14,321	13,701	21,584	10,843	10,741	6,438	3,478	2,960
20 - 24	31,333	15,944	15,390	25,675	12,959	12,716	5,659	2,985	2,674
25 - 29	36,263	19,453	16,809	29,885	16,107	13,778	6,378	3,346	3,032
30 - 34	32,147	17,146	15,001	26,581	14,199	12,382	5,565	2,947	2,619
35 - 39	30,841	17,214	13,627	25,626	14,434	11,192	5,216	2,781	2,435
40 - 44	18,071	10,010	8,061	15,356	8,610	6,746	2,715	1,400	1,315
45 - 49	25,877	13,456	12,421	22,682	11,854	10,827	3,196	1,602	1,594
50 - 54	15,687	8,206	7,481	12,937	6,865	6,072	2,749	1,341	1,409
55 - 59	12,447	6,501	5,946	9,809	5,156	4,652	2,639	1,345	1,294
60 - 64	6,087	2,707	3,380	4,381	1,921	2,460	1,706	785	920
65 - 69	4,421	1,902	2,519	3,283	1,391	1,892	1,138	511	627
70 - 74	2,526	1,030	1,495	1,797	704	1,093	728	326	402
75-79	1,750	632	1,118	1,256	444	811	494	188	306
80+	1,609	578	1,031	1,214	434	780	395	143	252
Total	320,568	166,831	153,737	256,380	133,815	122,565	64,188	33,016	31,172

**Preah Sihanouk**

2020

Age groups	Total			Urban			Rural		
	Total	Male	Female	Total	Male	Female	Total	Male	Female
0 - 4	24,700	12,922	11,778	16,786	8,961	7,825	7,914	3,961	3,953
5 - 9	22,886	11,689	11,197	14,570	7,656	6,914	8,316	4,033	4,283
10 - 14	26,001	13,155	12,846	17,703	9,128	8,575	8,298	4,027	4,271
15 - 19	29,174	14,971	14,203	23,487	11,648	11,839	5,687	3,323	2,364
20 - 24	31,385	16,034	15,352	28,018	14,078	13,940	3,367	1,956	1,411
25 - 29	35,737	19,126	16,612	30,190	16,240	13,950	5,547	2,886	2,661
30 - 34	32,597	17,353	15,244	24,477	13,257	11,221	8,120	4,096	4,023
35 - 39	31,809	17,723	14,085	24,271	13,944	10,327	7,538	3,779	3,758
40 - 44	20,063	11,153	8,910	16,947	9,775	7,172	3,116	1,378	1,738
45 - 49	25,324	13,207	12,118	22,846	12,199	10,647	2,478	1,007	1,471
50 - 54	16,049	8,441	7,607	15,090	8,217	6,873	959	224	734
55 - 59	12,807	6,714	6,094	11,170	6,053	5,116	1,638	660	977
60 - 64	6,460	2,948	3,512	4,635	2,081	2,555	1,825	867	958
65 - 69	4,603	1,963	2,640	3,166	1,285	1,881	1,436	677	759
70 - 74	2,683	1,091	1,591	1,770	683	1,088	912	409	503
75-79	1,852	678	1,174	1,225	404	821	627	274	353
80+	1,610	571	1,039	1,242	415	827	369	156	212
Total	325,740	169,739	156,001	257,595	136,024	121,571	68,146	33,715	34,431

**Preah Sihanouk**

2021

Age groups	Total			Urban			Rural		
	Total	Male	Female	Total	Male	Female	Total	Male	Female
0 - 4	24,545	12,830	11,715	16,689	8,901	7,788	7,856	3,930	3,927
5 - 9	23,367	11,929	11,439	15,156	7,816	7,340	8,212	4,113	4,098
10 - 14	25,435	12,862	12,573	17,728	8,928	8,800	7,706	3,934	3,772
15 - 19	30,448	15,673	14,775	25,089	12,199	12,890	5,359	3,474	1,885
20 - 24	31,915	16,407	15,509	28,510	14,411	14,099	3,406	1,996	1,410
25 - 29	34,720	18,526	16,194	29,337	15,737	13,600	5,383	2,789	2,594
30 - 34	33,442	17,785	15,657	25,121	13,592	11,530	8,321	4,193	4,127
35 - 39	31,891	17,721	14,170	24,334	13,947	10,387	7,557	3,774	3,783
40 - 44	22,985	12,825	10,160	19,436	11,244	8,192	3,549	1,581	1,968
45 - 49	24,360	12,712	11,648	21,987	11,746	10,241	2,373	966	1,407
50 - 54	16,520	8,770	7,750	15,562	8,539	7,023	958	230	727
55 - 59	13,048	6,820	6,228	11,381	6,152	5,229	1,668	669	999
60 - 64	6,901	3,251	3,650	4,964	2,296	2,668	1,937	955	982
65 - 69	4,772	2,013	2,759	3,284	1,319	1,965	1,488	694	793
70 - 74	2,865	1,166	1,698	1,892	730	1,162	973	437	536
75-79	1,948	711	1,237	1,320	454	866	628	257	371
80+	1,642	584	1,057	1,266	424	842	375	160	215
Total	330,805	172,585	158,220	263,055	138,431	124,624	67,750	34,154	33,596

**Preah Sihanouk**

2022

Age groups	Total			Urban			Rural		
	Total	Male	Female	Total	Male	Female	Total	Male	Female
0 - 4	24,279	12,681	11,599	16,528	8,766	7,762	7,751	3,915	3,837
5 - 9	24,018	12,256	11,761	15,600	8,002	7,597	8,418	4,254	4,164
10 - 14	24,631	12,445	12,187	17,195	8,609	8,586	7,436	3,836	3,600
15 - 19	31,643	16,322	15,321	26,115	12,659	13,456	5,527	3,662	1,865
20 - 24	32,831	17,000	15,830	29,375	14,878	14,497	3,455	2,123	1,333
25 - 29	33,487	17,818	15,669	28,321	15,080	13,241	5,166	2,738	2,428
30 - 34	34,403	18,286	16,117	25,146	13,199	11,947	9,257	5,087	4,170
35 - 39	31,427	17,405	14,022	21,514	11,176	10,338	9,913	6,229	3,684
40 - 44	26,301	14,716	11,585	25,971	16,561	9,410	331	-1,845	2,176
45 - 49	23,489	12,251	11,238	19,276	11,281	7,995	4,213	970	3,243
50 - 54	16,977	9,108	7,869	16,034	8,838	7,196	943	270	672
55 - 59	13,216	6,867	6,349	11,531	6,172	5,359	1,685	695	990
60 - 64	7,362	3,575	3,787	5,315	2,515	2,799	2,047	1,060	988
65 - 69	4,950	2,073	2,877	3,416	1,353	2,063	1,535	720	814
70 - 74	3,059	1,247	1,812	2,025	777	1,248	1,033	470	564
75-79	2,051	741	1,310	1,396	472	924	655	270	385
80+	1,690	607	1,083	1,307	439	868	383	168	215
Total	335,814	175,397	160,417	266,065	140,777	125,288	69,749	34,620	35,129

**Preah Sihanouk**

2023

Age groups	Total			Urban			Rural		
	Total	Male	Female	Total	Male	Female	Total	Male	Female
0 - 4	24,287	12,675	11,612	16,558	8,792	7,766	7,728	3,883	3,846
5 - 9	24,303	12,397	11,906	15,808	8,122	7,686	8,495	4,275	4,220
10 - 14	23,878	12,051	11,826	16,692	8,364	8,328	7,185	3,687	3,499
15 - 19	32,493	16,782	15,711	26,852	13,061	13,791	5,640	3,721	1,920
20 - 24	33,970	17,712	16,258	30,448	15,557	14,891	3,522	2,155	1,367
25 - 29	32,435	17,236	15,199	27,476	14,641	12,835	4,960	2,595	2,365
30 - 34	35,060	18,620	16,439	26,408	14,230	12,178	8,652	4,390	4,261
35 - 39	30,940	17,079	13,862	23,645	13,441	10,205	7,295	3,638	3,657
40 - 44	29,246	16,384	12,862	24,807	14,362	10,444	4,439	2,021	2,418
45 - 49	23,407	12,211	11,195	19,242	11,282	7,960	4,165	929	3,236
50 - 54	17,248	9,337	7,910	16,339	9,091	7,247	909	246	663
55 - 59	13,378	6,920	6,458	11,683	6,241	5,442	1,695	679	1,016
60 - 64	7,782	3,865	3,916	5,633	2,729	2,904	2,149	1,136	1,013
65 - 69	5,168	2,170	2,998	3,570	1,422	2,149	1,598	749	849
70 - 74	3,249	1,323	1,926	2,154	827	1,326	1,096	496	600
75-79	2,171	776	1,395	1,480	495	985	691	281	410
80+	1,747	632	1,115	1,352	459	893	395	173	222
Total	340,761	178,172	162,589	270,147	143,118	127,029	70,614	35,054	35,560

**Preah Sihanouk**

2024

Age groups	Total			Urban			Rural		
	Total	Male	Female	Total	Male	Female	Total	Male	Female
0 - 4	25,326	13,212	12,114	17,203	9,162	8,042	8,123	4,050	4,073
5 - 9	23,340	11,896	11,444	15,124	7,791	7,333	8,216	4,105	4,111
10 - 14	23,422	11,809	11,613	16,310	8,193	8,117	7,112	3,615	3,496
15 - 19	32,822	16,963	15,859	27,016	13,198	13,818	5,805	3,765	2,040
20 - 24	35,193	18,453	16,740	31,431	16,203	15,228	3,762	2,250	1,512
25 - 29	31,854	16,949	14,906	26,891	14,393	12,498	4,964	2,556	2,408
30 - 34	35,130	18,632	16,498	26,364	14,235	12,129	8,766	4,398	4,369
35 - 39	30,800	16,954	13,845	23,448	13,338	10,110	7,351	3,616	3,735
40 - 44	31,273	17,514	13,759	26,437	15,348	11,089	4,835	2,166	2,670
45 - 49	24,562	12,841	11,721	22,153	11,860	10,293	2,409	981	1,428
50 - 54	17,234	9,388	7,847	16,285	9,137	7,148	949	251	698
55 - 59	13,581	7,026	6,555	11,818	6,334	5,484	1,763	692	1,071
60 - 64	8,116	4,084	4,032	5,856	2,883	2,973	2,260	1,201	1,059
65 - 69	5,443	2,320	3,123	3,744	1,519	2,225	1,700	801	899
70 - 74	3,426	1,388	2,037	2,260	868	1,392	1,165	520	645
75-79	2,313	821	1,492	1,570	524	1,046	743	297	445
80+	1,808	658	1,151	1,392	477	915	416	181	236
Total	345,642	180,908	164,735	275,303	145,463	129,840	70,339	35,445	34,894

**Preah Sihanouk**

2025

Age groups	Total			Urban			Rural		
	Total	Male	Female	Total	Male	Female	Total	Male	Female
0 - 4	24,880	12,973	11,907	16,886	8,990	7,896	7,994	3,983	4,011
5 - 9	23,452	11,947	11,505	15,184	7,819	7,365	8,268	4,128	4,140
10 - 14	23,393	11,786	11,606	16,276	8,172	8,104	7,117	3,615	3,502
15 - 19	32,550	16,827	15,723	26,770	13,083	13,687	5,779	3,744	2,036
20 - 24	36,533	19,241	17,292	32,607	16,884	15,723	3,926	2,356	1,570
25 - 29	31,818	17,002	14,816	26,851	14,429	12,422	4,967	2,573	2,394
30 - 34	34,526	18,274	16,253	25,886	13,952	11,934	8,641	4,322	4,319
35 - 39	31,148	17,119	14,030	23,689	13,458	10,231	7,459	3,660	3,799
40 - 44	32,171	17,991	14,180	27,168	15,755	11,413	5,003	2,236	2,767
45 - 49	27,208	14,280	12,929	24,529	13,180	11,349	2,679	1,100	1,580
50 - 54	16,833	9,198	7,635	15,900	8,946	6,954	932	252	680
55 - 59	13,876	7,221	6,655	12,075	6,505	5,570	1,801	716	1,085
60 - 64	8,346	4,217	4,130	6,018	2,974	3,044	2,328	1,243	1,085
65 - 69	5,785	2,532	3,253	3,976	1,657	2,320	1,809	876	933
70 - 74	3,581	1,439	2,142	2,361	899	1,462	1,220	540	680
75-79	2,479	877	1,601	1,682	559	1,122	797	318	479
80+	1,877	684	1,193	1,443	496	948	434	188	246
Total	350,456	183,605	166,851	279,302	147,757	131,545	71,154	35,848	35,306

**Preah Sihanouk**

2026

Age groups	Total			Urban			Rural		
	Total	Male	Female	Total	Male	Female	Total	Male	Female
0 - 4	24,487	12,763	11,724	16,599	8,836	7,763	7,888	3,927	3,961
5 - 9	23,207	11,815	11,392	15,007	7,725	7,281	8,201	4,090	4,111
10 - 14	23,782	11,979	11,804	16,526	8,297	8,229	7,256	3,682	3,575
15 - 19	31,706	16,386	15,320	26,045	12,729	13,316	5,661	3,657	2,004
20 - 24	37,972	20,066	17,906	34,371	17,593	16,778	3,600	2,473	1,128
25 - 29	32,227	17,334	14,893	27,183	14,698	12,485	5,044	2,636	2,408
30 - 34	33,412	17,636	15,776	25,015	13,453	11,562	8,397	4,183	4,214
35 - 39	31,833	17,483	14,350	24,180	13,732	10,447	7,654	3,750	3,903
40 - 44	32,132	17,925	14,207	27,092	15,684	11,409	5,040	2,242	2,798
45 - 49	31,061	16,367	14,694	27,981	15,093	12,887	3,080	1,273	1,807
50 - 54	16,139	8,827	7,313	15,229	8,577	6,652	910	250	661
55 - 59	14,244	7,484	6,760	12,397	6,736	5,661	1,847	748	1,099
60 - 64	8,487	4,277	4,211	6,111	3,013	3,098	2,376	1,263	1,113
65 - 69	6,177	2,793	3,384	4,241	1,825	2,416	1,936	968	968
70 - 74	3,721	1,479	2,242	2,450	923	1,528	1,271	556	714
75-79	2,664	943	1,720	1,805	600	1,204	859	343	516
80+	1,957	712	1,245	1,503	516	987	454	196	258
Total	355,209	186,268	168,941	283,734	150,031	133,703	71,475	36,237	35,238

**Preah Sihanouk**

2027

Age groups	Total			Urban			Rural		
	Total	Male	Female	Total	Male	Female	Total	Male	Female
0 - 4	24,104	12,559	11,546	16,323	8,685	7,638	7,781	3,873	3,908
5 - 9	22,858	11,630	11,228	14,766	7,596	7,170	8,092	4,033	4,058
10 - 14	24,339	12,257	12,081	16,895	8,481	8,415	7,443	3,776	3,667
15 - 19	30,572	15,790	14,782	25,089	12,253	12,836	5,482	3,537	1,945
20 - 24	39,296	20,816	18,480	35,006	18,233	16,773	4,290	2,583	1,707
25 - 29	33,017	17,894	15,123	27,843	15,158	12,686	5,173	2,736	2,437
30 - 34	32,096	16,899	15,197	24,001	12,878	11,123	8,095	4,021	4,074
35 - 39	32,619	17,909	14,709	24,751	14,053	10,698	7,868	3,856	4,012
40 - 44	31,544	17,543	14,001	26,556	15,334	11,223	4,988	2,209	2,778
45 - 49	35,411	18,715	16,696	31,879	17,242	14,637	3,532	1,473	2,060
50 - 54	15,511	8,481	7,030	14,621	8,233	6,388	890	248	641
55 - 59	14,596	7,752	6,843	12,711	6,970	5,740	1,885	782	1,103
60 - 64	8,579	4,298	4,280	6,168	3,025	3,143	2,411	1,273	1,137
65 - 69	6,584	3,070	3,514	4,517	2,004	2,513	2,067	1,066	1,001
70 - 74	3,868	1,526	2,341	2,545	951	1,594	1,323	575	748
75-79	2,860	1,014	1,846	1,935	645	1,291	925	369	556
80+	2,051	744	1,307	1,574	538	1,036	477	206	271
Total	359,904	188,898	171,006	287,182	152,279	134,902	72,722	36,619	36,104

**Preah Sihanouk**

2028

Age groups	Total			Urban			Rural		
	Total	Male	Female	Total	Male	Female	Total	Male	Female
0 - 4	23,751	12,370	11,381	16,066	8,546	7,519	7,685	3,823	3,862
5 - 9	22,799	11,594	11,206	14,712	7,565	7,147	8,088	4,028	4,059
10 - 14	24,556	12,364	12,192	17,027	8,546	8,481	7,529	3,818	3,711
15 - 19	29,551	15,250	14,300	24,226	11,823	12,403	5,325	3,428	1,897
20 - 24	40,239	21,349	18,890	35,811	18,684	17,128	4,428	2,666	1,762
25 - 29	34,071	18,598	15,473	28,723	15,740	12,983	5,348	2,858	2,490
30 - 34	31,006	16,309	14,698	23,160	12,417	10,743	7,846	3,892	3,954
35 - 39	33,156	18,195	14,961	25,130	14,264	10,866	8,026	3,931	4,095
40 - 44	30,978	17,175	13,803	26,038	14,998	11,040	4,940	2,177	2,763
45 - 49	39,283	20,791	18,491	35,332	19,138	16,194	3,951	1,654	2,297
50 - 54	15,427	8,440	6,987	14,528	8,185	6,343	900	255	645
55 - 59	14,805	7,937	6,868	12,896	7,129	5,767	1,909	808	1,101
60 - 64	8,677	4,330	4,348	6,230	3,044	3,186	2,447	1,286	1,161
65 - 69	6,961	3,322	3,640	4,771	2,166	2,605	2,190	1,156	1,035
70 - 74	4,050	1,603	2,447	2,661	998	1,663	1,389	605	783
75-79	3,057	1,082	1,975	2,067	687	1,379	991	395	596
80+	2,164	783	1,381	1,658	565	1,093	505	217	288
Total	364,531	191,491	173,040	291,034	154,493	136,540	73,498	36,998	36,500

**Preah Sihanouk**

2029

Age groups	Total			Urban			Rural		
	Total	Male	Female	Total	Male	Female	Total	Male	Female
0 - 4	23,432	12,198	11,234	15,880	8,466	7,414	7,552	3,732	3,820
5 - 9	23,765	12,082	11,683	15,363	7,920	7,443	8,402	4,162	4,240
10 - 14	23,572	11,861	11,711	16,373	8,236	8,137	7,199	3,625	3,574
15 - 19	28,973	14,940	14,033	23,792	11,634	12,158	5,180	3,306	1,875
20 - 24	40,629	21,576	19,053	36,225	18,965	17,260	4,404	2,611	1,793
25 - 29	35,285	19,373	15,912	29,822	16,468	13,354	5,463	2,905	2,558
30 - 34	30,442	16,035	14,406	22,784	12,262	10,522	7,657	3,774	3,884
35 - 39	33,214	18,206	15,008	25,220	14,335	10,886	7,994	3,872	4,122
40 - 44	30,833	17,051	13,782	25,958	14,954	11,004	4,875	2,097	2,778
45 - 49	42,004	22,229	19,774	37,849	20,550	17,299	4,155	1,680	2,475
50 - 54	16,196	8,882	7,314	15,288	8,651	6,636	908	230	678
55 - 59	14,803	7,987	6,816	12,932	7,206	5,726	1,871	781	1,090
60 - 64	8,821	4,404	4,418	6,344	3,110	3,234	2,477	1,294	1,183
65 - 69	7,278	3,519	3,759	4,997	2,306	2,691	2,281	1,214	1,068
70 - 74	4,286	1,723	2,563	2,819	1,078	1,741	1,467	645	822
75-79	3,249	1,144	2,105	2,199	730	1,469	1,050	414	636
80+	3,297	1,345	1,952	2,415	1,254	1,161	882	91	791
Total	370,077	194,556	175,521	296,260	158,125	138,135	73,817	36,432	37,386

**Preah Sihanouk**

2030

Age groups	Total			Urban			Rural		
	Total	Male	Female	Total	Male	Female	Total	Male	Female
0 - 4	23,138	12,040	11,098	15,669	8,353	7,317	7,468	3,687	3,781
5 - 9	23,387	11,885	11,503	15,108	7,787	7,321	8,280	4,097	4,182
10 - 14	23,726	11,933	11,794	16,468	8,282	8,186	7,259	3,651	3,608
15 - 19	28,986	14,939	14,048	23,787	11,628	12,158	5,200	3,310	1,889
20 - 24	40,362	21,442	18,920	35,964	18,840	17,124	4,398	2,602	1,796
25 - 29	36,695	20,239	16,456	31,322	17,511	13,810	5,373	2,727	2,646
30 - 34	30,463	16,117	14,346	22,796	12,320	10,476	7,668	3,798	3,870
35 - 39	32,706	17,891	14,815	24,810	14,081	10,729	7,896	3,810	4,086
40 - 44	31,244	17,252	13,993	26,382	15,123	11,259	4,862	2,128	2,734
45 - 49	43,302	22,884	20,419	38,985	21,145	17,839	4,318	1,738	2,579
50 - 54	17,985	9,902	8,083	16,975	9,641	7,334	1,010	811	749
55 - 59	14,498	7,848	6,650	12,662	7,077	5,585	1,835	770	1,065
60 - 64	9,045	4,543	4,502	6,502	3,207	3,296	2,542	1,336	1,206
65 - 69	7,519	3,650	3,869	5,158	2,390	2,768	2,361	710	1,101
70 - 74	4,586	1,894	2,691	3,011	1,184	1,827	1,574	710	864
75-79	3,429	1,196	2,233	2,321	763	1,558	1,108	433	675
80+	3,456	1,886	1,570	2,676	1,437	1,240	779	450	330
Total	374,528	197,539	176,989	300,597	160,769	139,828	73,931	36,770	37,162



## Stung Treng

2019

Age groups	Total			Urban			Rural		
	Total	Male	Female	Total	Male	Female	Total	Male	Female
0 - 4	20,883	10,657	10,226	5,692	2,984	2,708	15,191	7,673	7,518
5 - 9	18,828	9,590	9,238	4,824	2,441	2,382	14,004	7,148	6,856
10 - 14	18,677	9,419	9,259	4,662	2,364	2,298	14,015	7,054	6,961
15 - 19	16,861	8,443	8,418	4,832	2,411	2,421	12,030	6,032	5,997
20 - 24	16,038	8,439	7,599	4,668	2,413	2,255	11,370	6,026	5,344
25 - 29	16,384	8,676	7,707	5,120	2,626	2,494	11,264	6,051	5,213
30 - 34	12,985	6,834	6,151	4,184	2,216	1,968	8,801	4,618	4,183
35 - 39	12,899	6,630	6,269	3,790	1,942	1,848	9,109	4,688	4,421
40 - 44	7,931	4,044	3,887	2,190	1,158	1,031	5,741	2,886	2,855
45 - 49	7,933	4,012	3,921	2,346	1,211	1,135	5,587	2,801	2,786
50 - 54	6,475	3,226	3,248	2,015	1,021	994	4,459	2,205	2,254
55 - 59	5,512	2,725	2,787	1,751	855	897	3,760	1,870	1,890
60 - 64	3,733	1,759	1,974	1,228	589	639	2,505	1,170	1,335
65 - 69	2,685	1,253	1,432	834	382	452	1,851	871	980
70 - 74	1,483	663	819	442	190	251	1,041	473	568
75-79	963	421	541	269	108	161	694	313	381
80+	1,053	409	644	347	130	217	706	279	427
Total	171,323	87,200	84,122	49,192	25,041	24,152	122,130	62,160	59,970

## Stung Treng

2020

Age groups	Total			Urban			Rural		
	Total	Male	Female	Total	Male	Female	Total	Male	Female
0 - 4	21,058	10,743	10,315	5,249	2,782	2,467	15,810	7,962	7,848
5 - 9	18,873	9,609	9,264	4,245	2,215	2,029	14,628	7,393	7,235
10 - 14	18,590	9,379	9,211	4,342	2,265	2,076	14,248	7,114	7,134
15 - 19	17,564	8,835	8,729	5,311	2,619	2,692	12,253	6,216	6,037
20 - 24	16,073	8,495	7,578	5,144	2,651	2,494	10,929	5,844	5,085
25 - 29	16,155	8,539	7,616	5,224	2,677	2,547	10,930	5,861	5,069
30 - 34	13,174	6,923	6,251	3,891	2,092	1,799	9,283	4,831	4,452
35 - 39	13,310	6,833	6,477	3,617	1,897	1,720	9,693	4,935	4,758
40 - 44	8,810	4,511	4,299	2,436	1,330	1,106	6,374	3,180	3,193
45 - 49	7,768	3,942	3,826	2,386	1,260	1,126	5,381	2,682	2,700
50 - 54	6,628	3,322	3,306	2,371	1,236	1,135	4,257	2,086	2,170
55 - 59	5,674	2,817	2,857	2,009	1,015	994	3,665	1,802	1,863
60 - 64	3,964	1,918	2,047	1,315	645	669	2,650	1,273	1,377
65 - 69	2,797	1,295	1,502	810	357	453	1,987	938	1,049
70 - 74	1,576	703	872	439	187	252	1,137	517	620
75-79	1,019	452	567	263	99	164	756	353	403
80+	1,055	405	650	358	125	232	697	279	418
Total	174,087	88,720	85,366	49,410	25,454	23,956	124,677	63,266	61,411

## Stung Treng

2021

Age groups	Total			Urban			Rural		
	Total	Male	Female	Total	Male	Female	Total	Male	Female
0 - 4	20,933	10,673	10,260	5,211	2,762	2,448	15,722	7,911	7,811
5 - 9	19,275	9,811	9,464	4,409	2,261	2,148	14,866	7,550	7,316
10 - 14	18,190	9,175	9,015	4,340	2,215	2,125	13,851	6,960	6,890
15 - 19	18,336	9,254	9,082	5,664	2,742	2,922	12,672	6,512	6,159
20 - 24	16,349	8,697	7,652	5,228	2,713	2,515	11,121	5,984	5,137
25 - 29	15,699	8,275	7,424	5,070	2,594	2,476	10,630	5,681	4,948
30 - 34	13,519	7,099	6,420	3,988	2,145	1,843	9,531	4,955	4,577
35 - 39	13,348	6,836	6,513	3,622	1,897	1,725	9,726	4,938	4,788
40 - 44	10,096	5,190	4,906	2,789	1,530	1,260	7,307	3,660	3,647
45 - 49	7,474	3,796	3,678	2,293	1,213	1,080	5,181	2,583	2,598
50 - 54	6,824	3,453	3,371	2,441	1,284	1,157	4,383	2,169	2,214
55 - 59	5,782	2,863	2,919	2,044	1,031	1,014	3,738	1,832	1,906
60 - 64	4,236	2,116	2,120	1,409	712	697	2,827	1,404	1,423
65 - 69	2,901	1,329	1,572	838	366	472	2,062	963	1,100
70 - 74	1,683	752	931	468	200	269	1,215	552	662
75-79	1,073	475	598	284	112	172	788	363	426
80+	1,076	414	661	364	128	236	711	286	425
Total	176,793	90,208	86,585	50,462	25,904	24,557	126,331	64,304	62,028

## Stung Treng

2022

Age groups	Total			Urban			Rural		
	Total	Male	Female	Total	Male	Female	Total	Male	Female
0 - 4	20,714	10,554	10,161	5,147	2,725	2,423	15,567	7,829	7,738
5 - 9	19,819	10,085	9,734	4,526	2,319	2,207	15,293	7,767	7,527
10 - 14	17,622	8,881	8,741	4,197	2,139	2,058	13,425	6,743	6,683
15 - 19	19,063	9,642	9,421	5,878	2,850	3,029	13,184	6,792	6,392
20 - 24	16,824	9,016	7,808	5,372	2,805	2,567	11,452	6,211	5,241
25 - 29	15,148	7,963	7,185	4,883	2,489	2,393	10,265	5,474	4,791
30 - 34	13,913	7,303	6,610	3,982	2,086	1,896	9,931	5,217	4,714
35 - 39	13,159	6,717	6,442	3,227	1,523	1,704	9,933	5,194	4,738
40 - 44	11,557	5,958	5,600	3,693	2,256	1,436	7,864	3,701	4,163
45 - 49	7,210	3,660	3,549	2,004	1,167	837	5,206	2,493	2,712
50 - 54	7,016	3,588	3,427	2,508	1,331	1,177	4,508	2,257	2,251
55 - 59	5,859	2,884	2,975	2,067	1,036	1,031	3,792	1,848	1,944
60 - 64	4,521	2,328	2,193	1,507	781	726	3,014	1,547	1,466
65 - 69	3,010	1,369	1,641	868	376	492	2,142	993	1,149
70 - 74	1,798	804	994	499	213	286	1,298	591	707
75-79	1,130	495	635	299	116	183	831	379	452
80+	1,108	430	677	374	133	242	733	297	436
Total	179,470	91,678	87,793	51,031	26,343	24,688	128,439	65,334	63,104

## Stung Treng

2023

Age groups	Total			Urban			Rural		
	Total	Male	Female	Total	Male	Female	Total	Male	Female
0 - 4	20,743	10,561	10,183	5,157	2,730	2,427	15,586	7,830	7,756
5 - 9	20,077	10,212	9,864	4,587	2,351	2,236	15,490	7,861	7,629
10 - 14	17,102	8,610	8,492	4,075	2,076	1,999	13,027	6,534	6,493
15 - 19	19,597	9,925	9,672	6,045	2,938	3,108	13,551	6,987	6,564
20 - 24	17,428	9,404	8,024	5,570	2,930	2,640	11,857	6,473	5,384
25 - 29	14,688	7,712	6,977	4,737	2,415	2,323	9,951	5,297	4,654
30 - 34	14,194	7,445	6,749	4,182	2,247	1,935	10,013	5,198	4,814
35 - 39	12,970	6,598	6,371	3,514	1,830	1,684	9,456	4,769	4,687
40 - 44	12,865	6,640	6,225	3,551	1,955	1,596	9,314	4,685	4,629
45 - 49	7,192	3,653	3,540	2,000	1,166	834	5,192	2,487	2,705
50 - 54	7,136	3,683	3,453	2,554	1,368	1,186	4,581	2,315	2,266
55 - 59	5,937	2,910	3,028	2,095	1,047	1,049	3,842	1,863	1,979
60 - 64	4,784	2,520	2,264	1,601	846	754	3,183	1,673	1,510
65 - 69	3,146	1,435	1,712	908	395	513	2,238	1,040	1,198
70 - 74	1,912	854	1,058	531	226	305	1,381	628	753
75-79	1,197	519	678	317	122	195	880	397	483
80+	1,146	449	697	388	139	249	759	310	449
Total	182,114	93,128	88,986	51,813	26,781	25,031	130,302	66,347	63,955

## Stung Treng

2024

Age groups	Total			Urban			Rural		
	Total	Male	Female	Total	Male	Female	Total	Male	Female
0 - 4	21,676	11,031	10,645	5,386	2,850	2,536	16,290	8,181	8,109
5 - 9	19,322	9,820	9,501	4,412	2,260	2,153	14,909	7,561	7,349
10 - 14	16,811	8,455	8,356	4,004	2,038	1,966	12,807	6,417	6,390
15 - 19	19,836	10,053	9,783	6,117	2,974	3,143	13,720	7,079	6,641
20 - 24	18,093	9,818	8,275	5,782	3,058	2,725	12,310	6,760	5,550
25 - 29	14,455	7,599	6,857	4,661	2,378	2,283	9,795	5,221	4,574
30 - 34	14,252	7,465	6,787	4,197	2,252	1,945	10,056	5,213	4,842
35 - 39	12,938	6,564	6,374	3,503	1,819	1,684	9,435	4,745	4,690
40 - 44	13,785	7,113	6,672	3,804	2,093	1,711	9,982	5,020	4,962
45 - 49	7,563	3,849	3,714	2,317	1,228	1,089	5,246	2,621	2,625
50 - 54	7,145	3,710	3,435	2,558	1,377	1,181	4,586	2,333	2,254
55 - 59	6,040	2,960	3,079	2,130	1,064	1,066	3,909	1,896	2,013
60 - 64	5,000	2,668	2,331	1,675	896	779	3,324	1,772	1,552
65 - 69	3,320	1,537	1,784	959	423	536	2,362	1,114	1,248
70 - 74	2,020	898	1,121	561	238	323	1,459	660	799
75-79	1,278	550	728	338	129	209	940	421	519
80+	1,189	468	721	402	145	257	787	324	464
Total	184,723	94,558	90,165	52,805	27,220	25,585	131,918	67,338	64,580

## Stung Treng

2025

Age groups	Total			Urban			Rural		
	Total	Male	Female	Total	Male	Female	Total	Male	Female
0 - 4	21,376	10,871	10,505	5,310	2,809	2,501	16,066	8,063	8,004
5 - 9	19,489	9,899	9,591	4,449	2,277	2,172	15,040	7,621	7,419
10 - 14	16,855	8,470	8,385	4,013	2,041	1,972	12,842	6,429	6,413
15 - 19	19,748	10,009	9,739	6,087	2,961	3,126	13,660	7,048	6,612
20 - 24	18,854	10,275	8,579	6,026	3,200	2,826	12,828	7,075	5,754
25 - 29	14,495	7,651	6,844	4,673	2,394	2,279	9,822	5,257	4,565
30 - 34	14,061	7,349	6,713	4,139	2,216	1,922	9,923	5,132	4,791
35 - 39	13,135	6,652	6,482	3,555	1,843	1,712	9,580	4,809	4,771
40 - 44	14,236	7,334	6,902	3,926	2,158	1,768	10,310	5,176	5,134
45 - 49	8,410	4,296	4,114	2,576	1,370	1,206	5,834	2,925	2,908
50 - 54	7,005	3,649	3,357	2,508	1,354	1,154	4,497	2,294	2,203
55 - 59	6,195	3,054	3,141	2,185	1,098	1,088	4,010	1,956	2,053
60 - 64	5,161	2,765	2,396	1,730	928	802	3,432	1,837	1,595
65 - 69	3,543	1,684	1,859	1,025	463	561	2,518	1,221	1,298
70 - 74	2,119	934	1,185	588	247	341	1,531	687	845
75-79	1,375	590	785	364	138	225	1,011	451	560
80+	1,239	488	751	418	151	268	821	338	483
Total	187,296	95,968	91,328	53,571	27,649	25,921	133,725	68,318	65,407

## Stung Treng

2026

Age groups	Total			Urban			Rural		
	Total	Male	Female	Total	Male	Female	Total	Male	Female
0 - 4	21,143	10,746	10,397	5,250	2,776	2,474	15,893	7,970	7,923
5 - 9	19,381	9,835	9,546	4,423	2,263	2,160	14,958	7,572	7,386
10 - 14	17,220	8,649	8,571	4,098	2,084	2,014	13,122	6,565	6,557
15 - 19	19,331	9,793	9,538	5,957	2,897	3,060	13,374	6,896	6,478
20 - 24	19,693	10,766	8,927	6,387	3,353	3,034	13,307	7,413	5,894
25 - 29	14,753	7,837	6,916	4,757	2,453	2,304	9,996	5,384	4,612
30 - 34	13,675	7,126	6,549	4,023	2,149	1,874	9,652	4,977	4,676
35 - 39	13,490	6,826	6,664	3,650	1,891	1,758	9,840	4,934	4,906
40 - 44	14,289	7,341	6,948	3,938	2,160	1,778	10,351	5,181	5,170
45 - 49	9,648	4,947	4,701	2,956	1,578	1,378	6,692	3,369	3,324
50 - 54	6,750	3,518	3,232	2,416	1,306	1,111	4,333	2,212	2,121
55 - 59	6,391	3,180	3,211	2,255	1,143	1,112	4,136	2,037	2,099
60 - 64	5,275	2,818	2,457	1,766	946	821	3,508	1,872	1,636
65 - 69	3,801	1,866	1,936	1,101	513	588	2,700	1,353	1,347
70 - 74	2,213	965	1,248	613	255	358	1,600	710	890
75-79	1,485	637	848	392	150	243	1,092	487	605
80+	1,298	511	787	438	158	280	860	353	507
Total	189,836	97,360	92,476	54,421	28,075	26,347	135,414	69,285	66,130

## Stung Treng

2027

Age groups	Total			Urban			Rural		
	Total	Male	Female	Total	Male	Female	Total	Male	Female
0 - 4	20,924	10,628	10,296	5,194	2,746	2,448	15,730	7,882	7,848
5 - 9	19,191	9,730	9,461	4,378	2,239	2,139	14,814	7,492	7,322
10 - 14	17,717	8,895	8,822	4,215	2,143	2,072	13,503	6,752	6,751
15 - 19	18,739	9,485	9,254	5,773	2,806	2,967	12,966	6,679	6,287
20 - 24	20,489	11,225	9,264	6,547	3,496	3,051	13,943	7,729	6,214
25 - 29	15,196	8,131	7,065	4,900	2,545	2,355	10,296	5,586	4,710
30 - 34	13,207	6,863	6,344	3,883	2,070	1,813	9,324	4,793	4,531
35 - 39	13,897	7,028	6,869	3,759	1,947	1,811	10,138	5,081	5,058
40 - 44	14,103	7,221	6,881	3,884	2,125	1,759	10,218	5,097	5,122
45 - 49	11,059	5,686	5,373	3,388	1,814	1,574	7,671	3,872	3,799
50 - 54	6,522	3,397	3,124	2,334	1,261	1,073	4,188	2,136	2,052
55 - 59	6,584	3,311	3,273	2,324	1,190	1,134	4,259	2,121	2,138
60 - 64	5,360	2,846	2,514	1,793	955	837	3,567	1,891	1,676
65 - 69	4,074	2,061	2,012	1,182	567	616	2,891	1,494	1,397
70 - 74	2,313	1,001	1,312	640	265	376	1,672	736	936
75-79	1,603	688	915	423	161	262	1,179	527	653
80+	1,368	537	831	462	166	296	906	371	535
Total	192,345	98,734	93,611	55,078	28,496	26,583	137,266	70,239	67,028

## Stung Treng

2028

Age groups	Total			Urban			Rural		
	Total	Male	Female	Total	Male	Female	Total	Male	Female
0 - 4	20,717	10,516	10,200	5,139	2,716	2,423	15,577	7,800	7,777
5 - 9	19,235	9,745	9,490	4,385	2,241	2,144	14,849	7,503	7,346
10 - 14	17,962	9,014	8,948	4,270	2,171	2,099	13,691	6,843	6,849
15 - 19	18,201	9,203	8,998	5,604	2,722	2,882	12,597	6,481	6,116
20 - 24	21,082	11,566	9,517	6,734	3,602	3,132	14,349	7,964	6,385
25 - 29	15,757	8,490	7,267	5,080	2,657	2,423	10,677	5,833	4,844
30 - 34	12,820	6,653	6,167	3,767	2,006	1,761	9,053	4,647	4,406
35 - 39	14,194	7,173	7,021	3,837	1,987	1,849	10,357	5,186	5,172
40 - 44	13,917	7,102	6,814	3,830	2,089	1,740	10,087	5,013	5,074
45 - 49	12,327	6,345	5,982	3,775	2,024	1,751	8,552	4,321	4,231
50 - 54	6,518	3,396	3,121	2,331	1,260	1,071	4,187	2,136	2,051
55 - 59	6,710	3,405	3,305	2,369	1,224	1,146	4,341	2,182	2,159
60 - 64	5,448	2,880	2,568	1,820	966	854	3,628	1,914	1,714
65 - 69	4,328	2,240	2,087	1,257	616	642	3,070	1,624	1,446
70 - 74	2,433	1,056	1,377	674	279	394	1,760	777	983
75-79	1,721	738	984	454	173	281	1,267	565	702
80+	1,450	567	883	489	175	314	961	392	569
Total	194,818	100,090	94,728	55,816	28,910	26,906	139,002	71,180	67,823

## Stung Treng

2029

Age groups	Total			Urban			Rural		
	Total	Male	Female	Total	Male	Female	Total	Male	Female
0 - 4	20,508	10,404	10,104	5,089	2,692	2,397	15,419	7,712	7,707
5 - 9	20,118	10,188	9,930	4,588	2,347	2,241	15,530	7,841	7,689
10 - 14	17,301	8,675	8,626	4,115	2,093	2,021	13,186	6,582	6,605
15 - 19	17,906	9,045	8,861	5,515	2,680	2,835	12,391	6,365	6,026
20 - 24	21,359	11,726	9,633	6,825	3,658	3,167	14,535	8,069	6,466
25 - 29	16,374	8,873	7,501	5,282	2,781	2,501	11,092	6,092	5,000
30 - 34	12,630	6,563	6,067	3,713	1,982	1,730	8,917	4,581	4,336
35 - 39	14,268	7,200	7,067	3,857	1,998	1,859	10,410	5,202	5,208
40 - 44	13,899	7,074	6,825	3,825	2,084	1,741	10,074	4,990	5,084
45 - 49	13,226	6,806	6,420	4,051	2,175	1,877	9,175	4,632	4,543
50 - 54	6,866	3,586	3,280	2,457	1,333	1,124	4,409	2,253	2,156
55 - 59	6,732	3,438	3,294	2,379	1,237	1,142	4,353	2,200	2,153
60 - 64	5,557	2,939	2,618	1,857	988	869	3,700	1,951	1,749
65 - 69	4,540	2,381	2,159	1,321	656	665	3,219	1,725	1,494
70 - 74	2,584	1,139	1,445	716	302	414	1,868	837	1,031
75-79	1,835	782	1,053	485	184	301	1,351	599	752
80+	1,545	603	942	751	417	335	794	186	607
Total	197,248	101,422	95,825	56,826	29,606	27,220	140,421	71,816	68,605

## Stung Treng

2030

Age groups	Total			Urban			Rural		
	Total	Male	Female	Total	Male	Female	Total	Male	Female
0 - 4	20,315	10,300	10,015	5,036	2,663	2,373	15,280	7,637	7,642
5 - 9	19,861	10,053	9,809	4,524	2,314	2,210	15,337	7,738	7,599
10 - 14	17,470	8,754	8,716	4,150	2,110	2,039	13,320	6,644	6,677
15 - 19	17,971	9,072	8,900	5,529	2,685	2,843	12,443	6,387	6,056
20 - 24	21,287	11,690	9,597	6,794	3,643	3,151	14,493	8,046	6,446
25 - 29	17,082	9,298	7,785	5,559	2,965	2,594	11,524	6,333	5,191
30 - 34	12,679	6,617	6,062	3,725	1,997	1,728	8,954	4,620	4,334
35 - 39	14,094	7,098	6,996	3,806	1,968	1,838	10,289	5,130	5,159
40 - 44	14,129	7,179	6,950	3,899	2,113	1,786	10,230	5,066	5,164
45 - 49	13,678	7,028	6,650	4,184	2,244	1,941	9,494	4,785	4,709
50 - 54	7,649	4,010	3,639	2,735	1,489	1,246	4,914	2,521	2,393
55 - 59	6,614	3,388	3,226	2,335	1,218	1,117	4,279	2,170	2,109
60 - 64	5,716	3,041	2,675	1,910	1,021	888	3,807	2,020	1,787
65 - 69	4,705	2,478	2,228	1,368	682	686	3,338	1,796	1,542
70 - 74	2,774	1,256	1,518	768	333	436	2,005	923	1,082
75-79	1,944	821	1,123	513	193	320	1,431	628	803
80+	1,657	646	1,010	804	446	358	852	200	652
Total	199,626	102,728	96,898	57,638	30,084	27,553	141,988	72,644	69,345

## Svay Rieng

2019

Age groups	Total			Urban			Rural		
	Total	Male	Female	Total	Male	Female	Total	Male	Female
0 - 4	55,495	28,267	27,228	15,878	8,135	7,743	39,618	20,132	19,486
5 - 9	51,329	26,233	25,096	14,173	7,233	6,941	37,156	19,001	18,155
10 - 14	56,043	28,302	27,741	14,344	7,264	7,081	41,698	21,038	20,660
15 - 19	44,268	22,280	21,988	13,032	6,469	6,563	31,236	15,811	15,425
20 - 24	37,735	17,905	19,830	13,666	6,479	7,187	24,069	11,426	12,643
25 - 29	46,692	22,644	24,048	17,421	8,611	8,811	29,271	14,033	15,238
30 - 34	44,093	21,024	23,070	15,563	7,740	7,823	28,530	13,284	15,247
35 - 39	44,505	21,643	22,861	14,299	7,180	7,119	30,206	14,464	15,742
40 - 44	24,448	11,478	12,970	7,178	3,525	3,653	17,269	7,952	9,317
45 - 49	30,573	14,234	16,339	8,317	3,980	4,337	22,256	10,254	12,002
50 - 54	28,831	12,793	16,038	7,716	3,572	4,144	21,115	9,221	11,894
55 - 59	26,402	11,827	14,575	7,020	3,265	3,755	19,382	8,562	10,820
60 - 64	17,940	6,563	11,377	4,893	1,872	3,022	13,046	4,691	8,355
65 - 69	14,023	4,996	9,027	3,587	1,343	2,244	10,436	3,653	6,783
70 - 74	8,894	3,264	5,629	2,252	823	1,429	6,642	2,441	4,200
75-79	6,322	2,364	3,958	1,564	576	988	4,758	1,788	2,970
80+	5,694	2,064	3,630	1,367	498	869	4,327	1,566	2,761
Total	543,286	257,881	285,405	162,272	78,563	83,708	381,014	179,317	201,697

## Svay Rieng

2020

Age groups	Total			Urban			Rural		
	Total	Male	Female	Total	Male	Female	Total	Male	Female
0 - 4	55,856	28,458	27,398	14,614	7,583	7,031	41,242	20,875	20,367
5 - 9	51,354	26,250	25,104	12,456	6,562	5,894	38,898	19,688	19,210
10 - 14	55,674	28,144	27,530	13,337	6,958	6,380	42,337	21,186	21,150
15 - 19	46,024	23,283	22,741	14,302	7,028	7,275	31,722	16,256	15,467
20 - 24	37,745	17,999	19,746	15,041	7,118	7,923	22,705	10,882	11,823
25 - 29	45,952	22,254	23,698	17,750	8,779	8,971	28,202	13,474	14,728
30 - 34	44,649	21,269	23,379	14,436	7,308	7,129	30,213	13,962	16,251
35 - 39	45,837	22,275	23,562	13,619	7,014	6,605	32,217	15,261	16,957
40 - 44	27,105	12,784	14,321	7,952	4,048	3,905	19,152	8,736	10,417
45 - 49	29,878	13,965	15,913	8,430	4,142	4,288	21,448	9,823	11,625
50 - 54	29,456	13,155	16,301	9,040	4,323	4,717	20,415	8,831	11,584
55 - 59	27,127	12,209	14,918	8,028	3,876	4,152	19,099	8,333	10,766
60 - 64	19,013	7,145	11,868	5,205	2,050	3,155	13,808	5,095	8,713
65 - 69	14,578	5,155	9,424	3,498	1,255	2,243	11,080	3,899	7,181
70 - 74	9,433	3,456	5,976	2,237	807	1,430	7,196	2,650	4,546
75-79	6,679	2,534	4,145	1,534	529	1,005	5,145	2,005	3,140
80+	5,691	2,040	3,651	1,408	481	928	4,283	1,559	2,724
Total	552,051	262,375	289,676	162,890	79,860	83,029	389,162	182,515	206,646

## Svay Rieng

2021

Age groups	Total			Urban			Rural		
	Total	Male	Female	Total	Male	Female	Total	Male	Female
0 - 4	55,441	28,254	27,187	14,518	7,532	6,985	40,923	20,722	20,201
5 - 9	52,371	26,785	25,586	12,945	6,699	6,246	39,426	20,086	19,340
10 - 14	54,397	27,515	26,882	13,341	6,805	6,535	41,057	20,710	20,347
15 - 19	47,977	24,373	23,604	15,266	7,360	7,906	32,711	17,013	15,698
20 - 24	38,337	18,417	19,921	15,285	7,286	7,999	23,052	11,130	11,922
25 - 29	44,591	21,554	23,037	17,237	8,507	8,729	27,354	13,047	14,307
30 - 34	45,752	21,797	23,955	14,804	7,492	7,311	30,948	14,305	16,643
35 - 39	45,901	22,270	23,631	13,647	7,016	6,632	32,253	15,254	16,999
40 - 44	31,016	14,699	16,317	9,108	4,656	4,452	21,908	10,043	11,865
45 - 49	28,706	13,440	15,266	8,105	3,988	4,117	20,601	9,453	11,148
50 - 54	30,284	13,666	16,619	9,304	4,493	4,811	20,980	9,173	11,808
55 - 59	27,605	12,402	15,203	8,175	3,939	4,236	19,430	8,463	10,967
60 - 64	20,286	7,879	12,407	5,551	2,262	3,289	14,735	5,617	9,118
65 - 69	15,096	5,286	9,810	3,627	1,288	2,339	11,469	3,998	7,470
70 - 74	10,060	3,693	6,367	2,387	862	1,525	7,674	2,831	4,843
75-79	7,019	2,658	4,361	1,654	595	1,058	5,365	2,063	3,302
80+	5,795	2,086	3,709	1,435	492	943	4,361	1,595	2,766
Total	560,634	266,774	293,859	166,388	81,273	85,114	394,246	185,501	208,745

## Svay Rieng

2022

Age groups	Total			Urban			Rural		
	Total	Male	Female	Total	Male	Female	Total	Male	Female
0 - 4	54,794	27,933	26,861	14,371	7,460	6,911	40,423	20,473	19,951
5 - 9	53,784	27,530	26,254	13,315	6,898	6,417	40,469	20,631	19,837
10 - 14	52,634	26,630	26,004	12,929	6,599	6,330	39,705	20,031	19,674
15 - 19	49,817	25,389	24,428	15,873	7,681	8,192	33,943	17,708	16,235
20 - 24	39,403	19,089	20,315	15,729	7,565	8,164	23,674	11,524	12,150
25 - 29	42,970	20,737	22,234	16,635	8,199	8,436	26,336	12,538	13,797
30 - 34	47,027	22,418	24,609	14,838	7,317	7,521	32,189	15,100	17,088
35 - 39	45,196	21,880	23,316	12,206	5,654	6,552	32,990	16,226	16,764
40 - 44	35,461	16,871	18,590	11,973	6,897	5,076	23,488	9,975	13,513
45 - 49	27,656	12,957	14,699	7,042	3,852	3,191	20,614	9,106	11,508
50 - 54	31,096	14,197	16,899	9,570	4,676	4,894	21,526	9,520	12,005
55 - 59	27,936	12,490	15,446	8,284	3,974	4,310	19,652	8,516	11,136
60 - 64	21,624	8,667	12,957	5,918	2,492	3,426	15,706	6,175	9,531
65 - 69	15,647	5,446	10,202	3,766	1,329	2,437	11,881	4,117	7,764
70 - 74	10,733	3,949	6,784	2,549	924	1,626	8,184	3,026	5,158
75-79	7,384	2,771	4,613	1,743	621	1,121	5,641	2,150	3,491
80+	5,961	2,168	3,793	1,477	512	965	4,484	1,656	2,828
Total	569,123	271,121	298,002	168,218	82,650	85,568	400,905	188,471	212,434



## Svay Rieng

2023

Age groups	Total			Urban			Rural		
	Total	Male	Female	Total	Male	Female	Total	Male	Female
0 - 4	54,796	27,945	26,852	14,371	7,457	6,914	40,426	20,488	19,938
5 - 9	54,408	27,870	26,538	13,469	6,977	6,492	40,939	20,893	20,046
10 - 14	51,011	25,811	25,200	12,529	6,390	6,139	38,482	19,421	19,061
15 - 19	51,142	26,128	25,014	16,294	7,898	8,396	34,848	18,230	16,618
20 - 24	40,761	19,906	20,855	16,269	7,884	8,385	24,492	12,022	12,470
25 - 29	41,611	20,078	21,533	16,110	7,933	8,177	25,501	12,145	13,356
30 - 34	47,912	22,848	25,064	15,527	7,862	7,666	32,385	14,987	17,398
35 - 39	44,484	21,488	22,995	13,243	6,776	6,467	31,240	14,712	16,528
40 - 44	39,420	18,799	20,621	11,595	5,960	5,634	27,826	12,839	14,987
45 - 49	27,552	12,927	14,625	7,015	3,839	3,177	20,537	9,088	11,449
50 - 54	31,584	14,567	17,017	9,722	4,794	4,928	21,862	9,773	12,089
55 - 59	28,272	12,599	15,673	8,382	4,005	4,376	19,890	8,594	11,297
60 - 64	22,850	9,379	13,471	6,248	2,695	3,553	16,602	6,684	9,918
65 - 69	16,332	5,705	10,627	3,930	1,391	2,539	12,402	4,314	8,088
70 - 74	11,399	4,194	7,205	2,708	980	1,728	8,692	3,214	5,478
75-79	7,813	2,904	4,908	1,845	651	1,195	5,967	2,254	3,714
80+	6,160	2,261	3,899	1,526	533	992	4,635	1,728	2,907
Total	577,507	275,410	302,097	170,782	84,025	86,757	406,725	191,385	215,340

## Svay Rieng

2024

Age groups	Total			Urban			Rural		
	Total	Male	Female	Total	Male	Female	Total	Male	Female
0 - 4	57,164	29,173	27,991	14,999	7,789	7,210	42,165	21,384	20,781
5 - 9	52,274	26,785	25,488	12,947	6,710	6,237	39,327	20,076	19,251
10 - 14	50,057	25,331	24,726	12,300	6,275	6,026	37,757	19,056	18,701
15 - 19	51,680	26,451	25,230	16,472	8,000	8,472	35,208	18,450	16,758
20 - 24	42,245	20,770	21,475	16,867	8,231	8,636	25,378	12,539	12,839
25 - 29	40,882	19,773	21,109	15,836	7,817	8,019	25,045	11,956	13,090
30 - 34	48,027	22,898	25,130	15,572	7,884	7,689	32,455	15,014	17,441
35 - 39	44,299	21,365	22,934	13,194	6,741	6,453	31,105	14,624	16,482
40 - 44	42,169	20,127	22,042	12,410	6,385	6,025	29,759	13,742	16,017
45 - 49	28,924	13,614	15,309	8,182	4,045	4,137	20,742	9,569	11,173
50 - 54	31,572	14,668	16,904	9,725	4,830	4,895	21,847	9,838	12,009
55 - 59	28,711	12,811	15,900	8,516	4,075	4,441	20,195	8,736	11,459
60 - 64	23,841	9,925	13,915	6,517	2,854	3,664	17,323	7,072	10,252
65 - 69	17,208	6,108	11,099	4,137	1,490	2,647	13,070	4,618	8,452
70 - 74	12,022	4,408	7,614	2,857	1,030	1,826	9,166	3,377	5,788
75-79	8,326	3,076	5,250	1,968	689	1,278	6,359	2,387	3,972
80+	6,379	2,356	4,023	1,580	556	1,024	4,800	1,800	3,000
Total	585,780	279,639	306,141	174,079	85,402	88,677	411,701	194,238	217,464

## Svay Rieng

2025

Age groups	Total			Urban			Rural		
	Total	Male	Female	Total	Male	Female	Total	Male	Female
0 - 4	56,233	28,711	27,522	14,768	7,672	7,096	41,465	21,039	20,426
5 - 9	52,597	26,961	25,635	13,038	6,759	6,279	39,558	20,202	19,356
10 - 14	50,063	25,341	24,722	12,312	6,282	6,030	37,751	19,059	18,692
15 - 19	51,322	26,298	25,024	16,372	7,961	8,412	34,950	18,338	16,612
20 - 24	43,913	21,706	22,206	17,547	8,609	8,938	26,366	13,097	13,269
25 - 29	40,891	19,881	21,010	15,856	7,867	7,989	25,035	12,015	13,021
30 - 34	47,266	22,509	24,757	15,339	7,756	7,583	31,927	14,753	17,175
35 - 39	44,861	21,621	23,240	13,373	6,828	6,545	31,489	14,794	16,695
40 - 44	43,439	20,723	22,717	12,794	6,579	6,215	30,645	14,143	16,502
45 - 49	32,084	15,174	16,909	9,085	4,513	4,572	22,999	10,662	12,337
50 - 54	30,878	14,405	16,474	9,521	4,747	4,774	21,358	9,658	11,700
55 - 59	29,375	13,196	16,179	8,722	4,201	4,521	20,653	8,995	11,658
60 - 64	24,551	10,271	14,280	6,715	2,955	3,760	17,836	7,316	10,520
65 - 69	18,314	6,683	11,631	4,398	1,632	2,767	13,916	5,051	8,865
70 - 74	12,585	4,578	8,007	2,994	1,071	1,923	9,591	3,507	6,084
75-79	8,935	3,295	5,641	2,113	739	1,374	6,822	2,556	4,266
80+	6,631	2,455	4,176	1,643	580	1,063	4,988	1,875	3,113
Total	593,939	283,809	310,130	176,590	86,749	89,842	417,349	197,060	220,288

## Svay Rieng

2026

Age groups	Total			Urban			Rural		
	Total	Male	Female	Total	Male	Female	Total	Male	Female
0 - 4	55,454	28,326	27,128	14,580	7,576	7,004	40,874	20,750	20,124
5 - 9	52,149	26,738	25,411	12,942	6,709	6,233	39,207	20,029	19,178
10 - 14	50,996	25,827	25,170	12,555	6,408	6,148	38,441	19,419	19,022
15 - 19	50,089	25,681	24,408	15,997	7,781	8,216	34,093	17,901	16,192
20 - 24	45,732	22,701	23,030	18,588	9,013	9,575	27,144	13,689	13,455
25 - 29	41,498	20,326	21,172	16,112	8,050	8,062	25,385	12,276	13,110
30 - 34	45,831	21,785	24,046	14,890	7,514	7,376	30,941	14,271	16,670
35 - 39	45,938	22,143	23,794	13,709	6,999	6,710	32,229	15,144	17,084
40 - 44	43,473	20,705	22,767	12,817	6,580	6,238	30,655	14,126	16,530
45 - 49	36,698	17,441	19,257	10,404	5,192	5,212	26,294	12,249	14,045
50 - 54	29,664	13,862	15,802	9,157	4,572	4,584	20,508	9,290	11,218
55 - 59	30,214	13,715	16,499	8,984	4,370	4,614	21,230	9,346	11,885
60 - 64	25,015	10,447	14,568	6,849	3,008	3,842	18,165	7,439	10,727
65 - 69	19,592	7,391	12,201	4,699	1,806	2,893	14,894	5,585	9,308
70 - 74	13,103	4,720	8,383	3,122	1,105	2,017	9,981	3,615	6,366
75-79	9,622	3,552	6,069	2,277	797	1,480	7,344	2,755	4,589
80+	6,927	2,563	4,363	1,717	606	1,112	5,209	1,958	3,251
Total	601,993	287,925	314,069	179,399	88,083	91,315	422,595	199,841	222,753

## Svay Rieng

2027

Age groups	Total			Urban			Rural		
	Total	Male	Female	Total	Male	Female	Total	Male	Female
0 - 4	54,697	27,951	26,746	14,393	7,482	6,911	40,303	20,469	19,835
5 - 9	51,466	26,392	25,074	12,783	6,628	6,155	38,683	19,764	18,919
10 - 14	52,293	26,500	25,793	12,885	6,580	6,305	39,408	19,920	19,488
15 - 19	48,394	24,816	23,578	15,468	7,525	7,943	32,925	17,291	15,635
20 - 24	47,421	23,615	23,806	18,985	9,384	9,601	28,436	14,230	14,205
25 - 29	42,599	21,040	21,559	16,557	8,341	8,215	26,042	12,699	13,343
30 - 34	44,113	20,932	23,181	14,343	7,226	7,116	29,770	13,706	16,064
35 - 39	47,165	22,747	24,419	14,087	7,196	6,891	33,078	15,550	17,528
40 - 44	42,761	20,320	22,441	12,617	6,463	6,154	30,144	13,857	16,288
45 - 49	41,921	19,999	21,923	11,896	5,959	5,937	30,025	14,040	15,986
50 - 54	28,566	13,357	15,210	8,825	4,409	4,416	19,742	8,947	10,794
55 - 59	31,022	14,247	16,775	9,235	4,543	4,692	21,787	9,704	12,083
60 - 64	25,335	10,528	14,806	6,943	3,034	3,909	18,392	7,494	10,897
65 - 69	20,926	8,147	12,778	5,010	1,992	3,018	15,915	6,155	9,760
70 - 74	13,646	4,884	8,762	3,254	1,144	2,110	10,392	3,740	6,652
75-79	10,351	3,828	6,523	2,451	860	1,592	7,900	2,968	4,932
80+	7,274	2,686	4,588	1,805	635	1,170	5,469	2,051	3,418
Total	609,950	291,990	317,960	181,538	89,404	92,135	428,412	202,587	225,825

## Svay Rieng

2028

Age groups	Total			Urban			Rural		
	Total	Male	Female	Total	Male	Female	Total	Male	Female
0 - 4	53,964	27,587	26,377	14,213	7,390	6,822	39,751	20,197	19,554
5 - 9	51,401	26,365	25,036	12,778	6,626	6,152	38,623	19,739	18,884
10 - 14	52,829	26,787	26,042	13,028	6,656	6,371	39,801	20,131	19,670
15 - 19	46,838	24,018	22,820	14,984	7,289	7,696	31,854	16,729	15,125
20 - 24	48,622	24,270	24,352	19,483	9,653	9,830	29,139	14,617	14,522
25 - 29	44,016	21,913	22,103	17,125	8,695	8,431	26,891	13,219	13,672
30 - 34	42,670	20,242	22,428	13,886	6,994	6,892	28,784	13,249	15,536
35 - 39	48,004	23,157	24,847	14,350	7,332	7,018	33,654	15,825	17,829
40 - 44	42,049	19,935	22,114	12,416	6,346	6,070	29,633	13,589	16,043
45 - 49	46,565	22,263	24,301	13,226	6,639	6,587	33,339	15,624	17,715
50 - 54	28,449	13,319	15,129	8,796	4,400	4,396	19,653	8,919	10,734
55 - 59	31,507	14,617	16,890	9,390	4,664	4,726	22,116	9,952	12,164
60 - 64	25,659	10,628	15,032	7,038	3,065	3,973	18,621	7,563	11,058
65 - 69	22,153	8,833	13,320	5,299	2,161	3,137	16,854	6,671	10,183
70 - 74	14,308	5,141	9,167	3,413	1,205	2,208	10,895	3,936	6,958
75-79	11,079	4,094	6,985	2,625	920	1,705	8,454	3,174	5,280
80+	7,683	2,831	4,852	1,907	670	1,238	5,775	2,161	3,614
Total	617,792	295,999	321,794	183,957	90,703	93,253	433,836	205,295	228,541

## Svay Rieng

2029

Age groups	Total			Urban			Rural		
	Total	Male	Female	Total	Male	Female	Total	Male	Female
0 - 4	53,244	27,228	26,016	14,035	7,301	6,734	39,209	19,927	19,282
5 - 9	53,583	27,499	26,084	13,331	6,918	6,414	40,251	20,581	19,670
10 - 14	50,716	25,720	24,997	12,517	6,397	6,120	38,199	19,322	18,877
15 - 19	45,926	23,550	22,377	14,705	7,153	7,551	31,222	16,397	14,825
20 - 24	49,097	24,550	24,548	19,688	9,772	9,916	29,410	14,778	14,632
25 - 29	45,589	22,847	22,741	17,753	9,072	8,680	27,836	13,775	14,061
30 - 34	41,897	19,921	21,977	13,646	6,888	6,758	28,252	13,033	15,219
35 - 39	48,093	23,192	24,902	14,387	7,348	7,039	33,707	15,843	17,863
40 - 44	41,855	19,808	22,047	12,367	6,310	6,056	29,489	13,498	15,991
45 - 49	49,795	23,824	25,971	14,153	7,110	7,043	35,642	16,714	18,927
50 - 54	29,868	14,028	15,840	9,243	4,638	4,604	20,626	9,390	11,236
55 - 59	31,505	14,721	16,784	9,400	4,702	4,698	22,106	10,019	12,086
60 - 64	26,088	10,819	15,269	7,160	3,123	4,038	18,927	7,696	11,231
65 - 69	23,163	9,367	13,797	5,539	2,295	3,244	17,625	7,072	10,553
70 - 74	15,144	5,531	9,613	3,612	1,298	2,314	11,532	4,233	7,299
75-79	11,774	4,333	7,441	2,793	975	1,818	8,981	3,358	5,623
80+	8,158	3,003	5,155	2,905	1,589	1,316	5,253	1,414	3,839
Total	625,497	299,939	325,557	187,231	92,889	94,342	438,266	207,051	231,215

## Svay Rieng

2030

Age groups	Total			Urban			Rural		
	Total	Male	Female	Total	Male	Female	Total	Male	Female
0 - 4	52,531	26,875	25,656	13,856	7,210	6,646	38,675	19,666	19,010
5 - 9	52,687	27,051	25,636	13,117	6,808	6,309	39,570	20,243	19,327
10 - 14	51,006	25,875	25,130	12,596	6,439	6,157	38,410	19,437	18,973
15 - 19	45,909	23,548	22,361	14,709	7,156	7,553	31,201	16,392	14,808
20 - 24	48,734	24,398	24,336	19,555	9,716	9,839	29,178	14,682	14,496
25 - 29	47,370	23,869	23,501	18,634	9,656	8,978	28,736	14,213	14,523
30 - 34	41,892	20,023	21,869	13,655	6,927	6,729	28,236	13,096	15,140
35 - 39	47,317	22,791	24,526	14,163	7,224	6,938	33,155	15,567	17,588
40 - 44	42,378	20,042	22,336	12,585	6,387	6,198	29,793	13,655	16,138
45 - 49	51,291	24,526	26,765	14,587	7,322	7,264	36,704	17,204	19,500
50 - 54	33,141	15,641	17,500	10,263	5,174	5,089	22,879	10,467	12,411
55 - 59	30,830	14,465	16,365	9,205	4,622	4,583	21,625	9,843	11,782
60 - 64	26,726	11,160	15,565	7,337	3,223	4,115	19,388	7,938	11,451
65 - 69	23,909	9,716	14,193	5,718	2,381	3,337	18,192	7,335	10,856
70 - 74	16,188	6,080	10,108	3,856	1,427	2,429	12,332	4,653	7,679
75-79	12,418	4,532	7,886	2,948	1,020	1,929	9,470	3,512	5,958
80+	8,714	3,208	5,505	3,104	1,698	1,406	5,610	1,510	4,100
Total	633,040	303,802	329,239	189,887	94,388	95,498	443,154	209,413	233,740

Takeo  
2019

Age groups	Total			Urban			Rural		
	Total	Male	Female	Total	Male	Female	Total	Male	Female
0 - 4	85,855	43,987	41,868	27,665	14,057	13,607	58,190	29,930	28,261
5 - 9	81,231	41,465	39,766	24,702	12,498	12,203	56,530	28,966	27,563
10 - 14	97,210	49,947	47,263	28,041	14,452	13,589	69,169	35,495	33,674
15 - 19	87,653	44,441	43,212	27,846	13,880	13,966	59,808	30,562	29,246
20 - 24	71,380	34,335	37,045	26,631	12,649	13,982	44,749	21,685	23,064
25 - 29	79,616	38,250	41,366	29,665	14,238	15,427	49,951	24,012	25,939
30 - 34	71,776	34,280	37,497	24,907	11,987	12,920	46,869	22,293	24,576
35 - 39	77,754	37,517	40,237	25,504	12,298	13,206	52,250	25,219	27,031
40 - 44	44,188	21,012	23,176	13,919	6,629	7,290	30,269	14,383	15,886
45 - 49	50,430	23,937	26,493	14,829	6,996	7,833	35,602	16,942	18,660
50 - 54	46,651	20,870	25,781	13,613	6,031	7,583	33,038	14,840	18,198
55 - 59	40,225	17,877	22,348	11,542	5,059	6,483	28,683	12,818	15,865
60 - 64	29,587	11,603	17,984	8,600	3,264	5,336	20,987	8,339	12,648
65 - 69	24,639	9,486	15,154	6,834	2,574	4,261	17,805	6,912	10,893
70 - 74	18,309	7,114	11,194	5,188	1,965	3,223	13,121	5,149	7,971
75-79	12,619	4,888	7,731	3,329	1,245	2,084	9,290	3,643	5,646
80+	12,287	4,599	7,688	3,327	1,218	2,109	8,960	3,381	5,579
Total	931,411	445,607	485,803	296,141	141,039	155,102	635,270	304,569	330,701

Takeo  
2020

Age groups	Total			Urban			Rural		
	Total	Male	Female	Total	Male	Female	Total	Male	Female
0 - 4	86,346	44,240	42,106	25,404	13,088	12,316	60,942	31,152	29,790
5 - 9	81,208	41,450	39,758	21,656	11,327	10,329	59,552	30,123	29,429
10 - 14	96,496	49,620	46,876	26,031	13,828	12,204	70,465	35,792	34,673
15 - 19	91,061	46,396	44,664	30,489	15,061	15,428	60,571	31,335	29,236
20 - 24	71,344	34,481	36,862	29,242	13,880	15,362	42,102	20,601	21,501
25 - 29	78,293	37,554	40,739	30,155	14,500	15,655	48,138	23,054	25,084
30 - 34	72,624	34,645	37,979	23,039	11,304	11,735	49,585	23,342	26,244
35 - 39	80,019	38,573	41,446	24,213	12,000	12,212	55,806	26,573	29,233
40 - 44	48,953	23,380	25,573	15,369	7,602	7,767	33,584	15,777	17,806
45 - 49	49,246	23,461	25,785	14,992	7,272	7,720	34,255	16,189	18,065
50 - 54	47,625	21,440	26,186	15,893	7,291	8,602	31,732	14,148	17,584
55 - 59	41,299	18,436	22,863	13,145	5,999	7,146	28,154	12,437	15,717
60 - 64	31,334	12,620	18,714	9,124	3,571	5,553	22,210	9,049	13,160
65 - 69	25,596	9,776	15,819	6,647	2,402	4,245	18,948	7,374	11,575
70 - 74	19,403	7,525	11,878	5,138	1,923	3,215	14,265	5,602	8,663
75-79	13,322	5,235	8,087	3,256	1,142	2,114	10,066	4,093	5,973
80+	12,271	4,541	7,730	3,418	1,175	2,243	8,853	3,366	5,487
Total	946,439	453,374	493,065	297,211	143,367	153,844	649,227	310,007	339,220

Takeo  
2021

Age groups	Total			Urban			Rural		
	Total	Male	Female	Total	Male	Female	Total	Male	Female
0 - 4	85,614	43,864	41,751	25,200	12,985	12,215	60,414	30,879	29,535
5 - 9	82,729	42,238	40,491	22,476	11,549	10,927	60,253	30,688	29,565
10 - 14	94,184	48,445	45,740	25,989	13,508	12,481	68,196	34,936	33,259
15 - 19	94,825	48,501	46,323	32,493	15,754	16,740	62,331	32,748	29,584
20 - 24	72,387	35,233	37,154	29,674	14,191	15,483	42,712	21,041	21,671
25 - 29	75,895	36,324	39,571	29,243	14,034	15,209	46,652	22,290	24,362
30 - 34	74,340	35,457	38,883	23,592	11,576	12,016	50,749	23,881	26,867
35 - 39	80,047	38,513	41,534	24,229	11,989	12,240	55,817	26,524	29,293
40 - 44	55,957	26,846	29,111	17,575	8,734	8,840	38,383	18,112	20,271
45 - 49	47,265	22,550	24,716	14,393	6,993	7,399	32,872	15,556	17,316
50 - 54	48,913	22,242	26,671	16,327	7,568	8,758	32,587	14,674	17,913
55 - 59	41,982	18,702	23,280	13,367	6,089	7,278	28,615	12,613	16,002
60 - 64	33,396	13,897	19,499	9,714	3,935	5,780	23,681	9,963	13,719
65 - 69	26,477	10,013	16,464	6,882	2,462	4,420	19,595	7,551	12,044
70 - 74	20,673	8,029	12,644	5,476	2,053	3,422	15,198	5,976	9,221
75-79	13,985	5,483	8,502	3,505	1,283	2,222	10,480	4,200	6,280
80+	12,482	4,638	7,844	3,477	1,201	2,276	9,005	3,438	5,568
Total	961,152	460,975	500,177	303,612	145,904	157,708	657,541	315,072	342,469

Takeo  
2022

Age groups	Total			Urban			Rural		
	Total	Male	Female	Total	Male	Female	Total	Male	Female
0 - 4	84,521	43301	41,220	24,883	12,816	12,067	59,638	30,485	29,153
5 - 9	84,865	43348	41,517	23,061	11,851	11,210	61,804	31,497	30,307
10 - 14	91,029	46818	44,211	25,123	13,053	12,070	65,906	33,765	32,141
15 - 19	98,350	50450	47,900	33,704	16,384	17,320	64,646	34,066	30,580
20 - 24	74,316	36465	37,851	30,463	14,683	15,780	43,853	21,782	22,071
25 - 29	73,054	34895	38,159	28,154	13,477	14,676	44,901	21,418	23,483
30 - 34	76,326	36413	39,913	23,607	11,266	12,341	52,719	25,147	27,572
35 - 39	78,728	37783	40,945	21,703	9,628	12,075	57,025	28,155	28,870
40 - 44	63,905	30768	33,137	22,957	12,892	10,065	40,947	17,876	23,071
45 - 49	45,486	21707	23,778	12,456	6,731	5,725	33,029	14,976	18,053
50 - 54	50,167	23073	27,095	16,745	7,849	8,896	33,422	15,223	18,199
55 - 59	42,438	18807	23,630	13,515	6,122	7,393	28,923	12,685	16,237
60 - 64	35,558	15,265	20,293	10,331	4,321	6,011	25,227	10,944	14,282
65 - 69	27,412	10,299	17,113	7,129	2,531	4,598	20,283	7,768	12,515
70 - 74	22,031	8,574	13,457	5,836	2,192	3,644	16,195	6,382	9,813
75-79	14,696	5,709	8,988	3,686	1,335	2,351	11,010	4,374	6,637
80+	12,824	4,812	8,012	3,571	1,245	2,326	9,253	3,567	5,686
Total	975,707	468486	507220	306,924	148,376	158,548	668,782	320,111	348,672

Takeo  
2023

Age groups	Total			Urban			Rural		
	Total	Male	Female	Total	Male	Female	Total	Male	Female
0 - 4	84,439	43,262	41,177	24,883	12,824	12,059	59,556	30,438	29,118
5 - 9	85,764	43,825	41,939	23,328	12,000	11,328	62,436	31,825	30,611
10 - 14	88,133	45,317	42,816	24,346	12,653	11,693	63,786	32,664	31,123
15 - 19	100,865	51,849	49,016	34,596	16,865	17,731	66,269	34,984	31,285
20 - 24	76,799	37,974	38,824	31,508	15,318	16,190	45,291	22,657	22,635
25 - 29	70,672	33,741	36,931	27,265	13,055	14,210	43,407	20,686	22,721
30 - 34	77,685	37,063	40,622	24,682	12,117	12,565	53,002	24,946	28,057
35 - 39	77,410	37,057	40,353	23,458	11,552	11,906	53,953	25,506	28,447
40 - 44	70,969	34,239	36,730	22,313	11,154	11,159	48,655	23,085	25,571
45 - 49	45,269	21,627	23,642	12,410	6,716	5,694	32,859	14,911	17,948
50 - 54	50,904	23,643	27,261	17,005	8,056	8,949	33,900	15,588	18,312
55 - 59	42,905	18,945	23,959	13,676	6,176	7,499	29,229	12,769	16,460
60 - 64	37,537	16,497	21,040	10,904	4,677	6,227	26,632	11,820	14,812
65 - 69	28,583	10,776	17,807	7,437	2,653	4,785	21,146	8,123	13,023
70 - 74	23,374	9,093	14,281	6,196	2,328	3,868	17,179	6,765	10,413
75-79	15,533	5,975	9,559	3,901	1,399	2,501	11,633	4,575	7,057
80+	13,240	5,013	8,227	3,688	1,299	2,389	9,552	3,714	5,838
Total	990,080	475,898	514,183	311,595	150,843	160,752	678,485	325,054	353,431

Takeo  
2024

Age groups	Total			Urban			Rural		
	Total	Male	Female	Total	Male	Female	Total	Male	Female
0 - 4	88,025	45,118	42,906	25,952	13,384	12,568	62,072	31,734	30,338
5 - 9	82,341	42,077	40,264	22,407	11,530	10,878	59,934	30,547	29,386
10 - 14	86,424	44,430	41,994	23,885	12,414	11,471	62,539	32,015	30,523
15 - 19	101,854	52,436	49,418	34,950	17,069	17,881	66,904	35,368	31,537
20 - 24	79,538	39,583	39,955	32,642	15,979	16,664	46,895	23,604	23,291
25 - 29	69,384	33,195	36,189	26,780	12,853	13,927	42,603	20,342	22,262
30 - 34	77,816	37,105	40,710	24,736	12,140	12,596	53,080	24,965	28,114
35 - 39	77,034	36,807	40,228	23,354	11,482	11,872	53,680	25,325	28,355
40 - 44	75,863	36,620	39,243	23,864	11,939	11,925	52,000	24,682	27,318
45 - 49	47,488	22,755	24,734	14,482	7,071	7,410	33,007	15,683	17,323
50 - 54	50,849	23,783	27,066	16,993	8,109	8,884	33,856	15,674	18,182
55 - 59	43,540	19,245	24,295	13,884	6,278	7,605	29,656	12,966	16,690
60 - 64	39,136	17,440	21,696	11,366	4,948	6,418	27,771	12,492	15,278
65 - 69	30,095	11,525	18,569	7,825	2,839	4,986	22,270	8,686	13,584
70 - 74	24,634	9,547	15,087	6,532	2,446	4,086	18,102	7,101	11,001
75-79	16,543	6,321	10,222	4,157	1,482	2,675	12,386	4,840	7,547
80+	13,701	5,218	8,483	3,816	1,353	2,463	9,885	3,865	6,020
Total	1,004,264	483,206	521,058	317,624	153,315	164,309	686,640	329,891	356,749

Takeo  
2025

Age groups	Total			Urban			Rural		
	Total	Male	Female	Total	Male	Female	Total	Male	Female
0 - 4	86,536	44,366	42,170	25,536	13,174	12,362	60,999	31,192	29,808
5 - 9	82,795	42,317	40,478	22,551	11,607	10,944	60,244	30,710	29,534
10 - 14	86,378	44,409	41,969	23,893	12,421	11,472	62,485	31,988	30,496
15 - 19	101,083	52,090	48,993	34,715	16,973	17,742	66,368	35,117	31,251
20 - 24	82,625	41,333	41,293	33,937	16,703	17,234	48,688	24,630	24,058
25 - 29	69,355	33,349	36,006	26,793	12,926	13,866	42,562	20,422	22,140
30 - 34	76,533	36,444	40,089	24,351	11,936	12,415	52,183	24,508	27,675
35 - 39	77,962	37,217	40,745	23,656	11,622	12,034	54,306	25,595	28,710
40 - 44	78,098	37,671	40,427	24,588	12,294	12,294	53,510	25,377	28,133
45 - 49	52,642	25,340	27,303	16,068	7,883	8,185	36,574	17,457	19,117
50 - 54	49,699	23,335	26,363	16,622	7,965	8,658	33,077	15,371	17,706
55 - 59	44,518	19,806	24,712	14,206	6,468	7,738	30,312	13,338	16,974
60 - 64	40,276	18,032	22,245	11,703	5,120	6,583	28,573	12,911	15,661
65 - 69	32,008	12,598	19,410	8,314	3,106	5,208	23,694	9,492	14,202
70 - 74	25,770	9,908	15,862	6,840	2,540	4,299	18,931	7,368	11,563
75-79	17,741	6,765	10,976	4,461	1,587	2,874	13,280	5,178	8,102
80+	14,232	5,432	8,800	3,966	1,409	2,556	10,266	4,023	6,243
Total	1,018,251	490,410	527,840	322,200	155,733	166,467	696,051	334,677	361,374

Takeo  
2026

Age groups	Total			Urban			Rural		
	Total	Male	Female	Total	Male	Female	Total	Male	Female
0 - 4	85,297	43,743	41,555	25,198	13,003	12,195	60,099	30,739	29,360
5 - 9	82,053	41,940	40,113	22,373	11,516	10,857	59,681	30,424	29,256
10 - 14	87,948	45,232	42,716	24,352	12,664	11,689	63,595	32,568	31,028
15 - 19	98,609	50,836	47,774	33,903	16,583	17,320	64,707	34,253	30,453
20 - 24	86,008	43,200	42,808	35,932	17,478	18,454	50,076	25,722	24,354
25 - 29	70,352	34,073	36,279	27,207	13,222	13,985	43,144	20,851	22,294
30 - 34	74,175	35,250	38,925	23,627	11,558	12,069	50,548	23,692	26,856
35 - 39	79,795	38,091	41,704	24,239	11,908	12,331	55,556	26,184	29,373
40 - 44	78,122	37,616	40,506	24,622	12,289	12,332	53,501	25,327	28,174
45 - 49	60,186	29,107	31,080	18,392	9,065	9,326	41,795	20,041	21,753
50 - 54	47,723	22,443	25,281	15,978	7,668	8,310	31,746	14,774	16,971
55 - 59	45,769	20,573	25,196	14,618	6,726	7,892	31,151	13,847	17,304
60 - 64	41,019	18,329	22,690	11,931	5,210	6,722	29,087	13,119	15,969
65 - 69	34,227	13,925	20,302	8,879	3,437	5,442	25,348	10,488	14,860
70 - 74	26,819	10,208	16,611	7,126	2,619	4,507	19,693	7,588	12,104
75-79	19,095	7,289	11,806	4,805	1,711	3,094	14,290	5,578	8,712
80+	14,860	5,668	9,192	4,144	1,472	2,672	10,716	4,196	6,520
Total	1,032,060	497,522	534,538	327,327	158,129	169,198	704,733	339,393	365,340



Takeo  
2027

Age groups	Total			Urban			Rural		
	Total	Male	Female	Total	Male	Female	Total	Male	Female
0 - 4	84,107	43,144	40,963	24,871	12,839	12,032	59,236	30,304	28,931
5 - 9	80,954	41,379	39,575	22,095	11,374	10,720	58,859	30,005	28,855
10 - 14	90,157	46,391	43,766	24,988	13,002	11,986	65,169	33,389	31,780
15 - 19	95,243	49,101	46,142	32,777	16,035	16,743	62,465	33,066	29,399
20 - 24	89,158	44,919	44,240	36,695	18,195	18,500	52,463	26,724	25,739
25 - 29	72,197	35,255	36,942	27,946	13,697	14,249	44,251	21,558	22,693
30 - 34	71,373	33,855	37,518	22,757	11,114	11,643	48,616	22,741	25,875
35 - 39	81,903	39,112	42,791	24,903	12,241	12,662	57,000	26,871	30,129
40 - 44	76,821	36,900	39,921	24,234	12,069	12,165	52,587	24,831	27,756
45 - 49	68,731	33,360	35,371	21,024	10,403	10,622	47,707	22,958	24,749
50 - 54	45,943	21,615	24,328	15,396	7,394	8,002	30,547	14,221	16,326
55 - 59	46,978	21,361	25,617	15,016	6,991	8,025	31,962	14,370	17,592
60 - 64	41,531	18,464	23,066	12,093	5,254	6,839	29,438	13,210	16,227
65 - 69	36,545	15,343	21,202	9,468	3,791	5,677	27,078	11,552	15,525
70 - 74	27,922	10,559	17,363	7,426	2,712	4,714	20,495	7,847	12,649
75-79	20,537	7,852	12,686	5,171	1,845	3,326	15,366	6,007	9,359
80+	15,601	5,937	9,664	4,354	1,543	2,811	11,247	4,394	6,853
Total	1,045,701	504,547	541,154	331,215	160,499	170,715	714,486	344,048	370,438

Takeo  
2028

Age groups	Total			Urban			Rural		
	Total	Male	Female	Total	Male	Female	Total	Male	Female
0 - 4	82,965	42,570	40,394	24,557	12,682	11,875	58,407	29,888	28,519
5 - 9	80,837	41,324	39,512	22,084	11,371	10,712	58,753	29,953	28,800
10 - 14	91,063	46,879	44,184	25,263	13,153	12,110	65,800	33,726	32,074
15 - 19	92,164	47,507	44,656	31,749	15,531	16,218	60,415	31,976	28,438
20 - 24	91,399	46,151	45,248	37,655	18,715	18,939	53,744	27,436	26,308
25 - 29	74,584	36,707	37,877	28,898	14,278	14,620	45,687	22,429	23,258
30 - 34	69,026	32,730	36,296	22,031	10,757	11,274	46,996	21,973	25,022
35 - 39	83,344	39,806	43,538	25,366	12,472	12,894	57,979	27,335	30,644
40 - 44	75,526	36,190	39,336	23,847	11,850	11,997	51,679	24,340	27,339
45 - 49	76,330	37,127	39,203	23,372	11,590	11,782	52,959	25,537	27,421
50 - 54	45,746	21,548	24,197	15,344	7,379	7,965	30,402	14,169	16,232
55 - 59	47,703	21,909	25,794	15,259	7,178	8,081	32,444	14,731	17,713
60 - 64	42,055	18,633	23,422	12,257	5,307	6,950	29,798	13,326	16,472
65 - 69	38,681	16,629	22,052	10,012	4,112	5,900	28,669	12,517	16,152
70 - 74	29,270	11,111	18,160	7,789	2,856	4,933	21,481	8,254	13,227
75-79	21,977	8,395	13,582	5,538	1,974	3,563	16,439	6,420	10,019
80+	16,474	6,256	10,218	4,601	1,627	2,974	11,873	4,628	7,244
Total	1,059,145	511,474	547,672	335,621	162,833	172,788	723,525	348,641	374,884

Takeo  
2029

Age groups	Total			Urban			Rural		
	Total	Male	Female	Total	Male	Female	Total	Male	Female
0 - 4	81,861	42,017	39,844	24,213	12,493	11,720	57,648	29,524	28,124
5 - 9	84,272	43,103	41,169	23,006	11,838	11,168	61,266	31,266	30,001
10 - 14	87,426	45,013	42,414	24,236	12,605	11,631	63,190	32,408	30,782
15 - 19	90,374	46,583	43,791	31,112	15,198	15,913	59,262	31,385	27,877
20 - 24	92,298	46,684	45,614	37,996	18,891	19,105	54,302	27,793	26,509
25 - 29	77,253	38,273	38,980	29,908	14,855	15,052	47,346	23,417	23,928
30 - 34	67,779	32,211	35,568	21,617	10,563	11,053	46,163	21,648	24,515
35 - 39	83,503	39,867	43,636	25,394	12,464	12,930	58,109	27,403	30,706
40 - 44	75,183	35,961	39,221	23,719	11,750	11,969	51,463	24,211	27,252
45 - 49	81,629	39,731	41,898	24,974	12,376	12,598	56,655	27,355	29,300
50 - 54	48,030	22,696	25,335	16,098	7,756	8,342	31,932	14,940	16,992
55 - 59	47,703	22,066	25,637	15,247	7,215	8,032	32,456	14,851	17,605
60 - 64	42,759	18,969	23,790	12,454	5,392	7,062	30,305	13,576	16,728
65 - 69	40,448	17,635	22,813	10,454	4,353	6,101	29,994	13,282	16,712
70 - 74	30,983	11,954	19,029	8,237	3,068	5,169	22,746	8,886	13,860
75-79	23,357	8,884	14,473	5,885	2,086	3,799	17,472	6,798	10,674
80+	17,495	6,636	10,859	7,013	3,851	3,161	10,482	2,784	7,698
Total	1,072,354	518,283	554,071	341,562	166,756	174,806	730,792	351,527	379,265

Takeo  
2030

Age groups	Total			Urban			Rural		
	Total	Male	Female	Total	Male	Female	Total	Male	Female
0 - 4	80,722	41,444	39,279	23,895	12,334	11,561	56,827	29,110	27,717
5 - 9	82,818	42,371	40,447	22,627	11,647	10,979	60,192	30,724	29,468
10 - 14	87,877	45,253	42,624	24,379	12,683	11,696	63,498	32,570	30,928
15 - 19	90,291	46,547	43,744	31,108	15,201	15,907	59,183	31,346	27,837
20 - 24	91,564	46,363	45,201	37,725	18,780	18,945	53,839	27,583	26,256
25 - 29	80,228	39,955	40,273	31,367	15,807	15,560	48,861	24,148	24,713
30 - 34	67,733	32,353	35,380	21,620	10,620	10,999	46,113	21,733	24,381
35 - 39	82,111	39,151	42,961	24,990	12,252	12,738	57,122	26,899	30,222
40 - 44	76,080	36,360	39,721	24,132	11,891	12,241	51,948	24,469	27,479
45 - 49	84,036	40,873	43,162	25,729	12,743	12,986	58,307	28,130	30,177
50 - 54	53,264	25,286	27,978	17,864	8,649	9,215	35,400	16,638	18,763
55 - 59	46,655	21,667	24,988	14,922	7,091	7,831	31,733	14,576	17,157
60 - 64	43,781	19,553	24,228	12,756	5,563	7,193	31,025	13,990	17,035
65 - 69	41,727	18,279	23,448	10,787	4,516	6,271	30,940	13,763	17,177
70 - 74	33,100	13,131	19,969	8,795	3,373	5,422	24,305	9,758	14,547
75-79	24,621	9,286	15,335	6,210	2,182	4,027	18,411	7,104	11,308
80+	18,676	7,084	11,591	7,490	4,115	3,376	11,185	2,970	8,216
Total	1,085,286	524,957	560,329	346,396	169,448	176,948	738,891	355,509	383,381

Otdar Meanchey  
2019

Age groups	Total			Urban			Rural		
	Total	Male	Female	Total	Male	Female	Total	Male	Female
0 - 4	31,706	16,111	15,595	10,134	5,076	5,058	21,573	11,035	10,537
5 - 9	31,596	16,351	15,245	10,263	5,272	4,990	21,334	11,079	10,255
10 - 14	33,733	17,272	16,461	11,357	5,724	5,633	22,375	11,547	10,828
15 - 19	27,964	14,163	13,801	9,457	4,748	4,709	18,507	9,415	9,092
20 - 24	22,989	11,781	11,208	7,735	3,891	3,844	15,254	7,890	7,364
25 - 29	25,258	12,781	12,477	8,222	4,123	4,098	17,036	8,657	8,379
30 - 34	23,469	11,932	11,537	7,687	3,884	3,803	15,781	8,048	7,734
35 - 39	21,868	11,235	10,633	7,306	3,675	3,631	14,562	7,560	7,002
40 - 44	12,652	6,416	6,236	4,246	2,169	2,077	8,406	4,247	4,159
45 - 49	13,027	6,530	6,497	4,513	2,263	2,250	8,514	4,267	4,248
50 - 54	12,348	5,930	6,418	4,129	1,999	2,130	8,219	3,931	4,288
55 - 59	11,901	5,795	6,106	3,908	1,959	1,949	7,993	3,836	4,157
60 - 64	7,618	3,567	4,052	2,405	1,133	1,272	5,214	2,434	2,780
65 - 69	4,484	2,145	2,339	1,482	682	800	3,002	1,463	1,539
70 - 74	2,283	1,014	1,269	720	328	392	1,563	686	877
75-79	1,319	557	762	410	153	256	910	404	506
80+	1,167	434	733	382	129	253	785	305	480
Total	285,382	144,013	141,369	94,355	47,208	47,146	191,027	96,804	94,223

Otdar Meanchey  
2020

Age groups	Total			Urban			Rural		
	Total	Male	Female	Total	Male	Female	Total	Male	Female
0 - 4	31,958	16,231	15,728	9,360	4,735	4,625	22,599	11,496	11,103
5 - 9	31,657	16,372	15,285	9,054	4,788	4,267	22,603	11,585	11,018
10 - 14	33,559	17,187	16,372	10,598	5,488	5,110	22,961	11,699	11,262
15 - 19	29,116	14,811	14,305	10,417	5,162	5,255	18,699	9,649	9,050
20 - 24	23,028	11,851	11,178	8,544	4,278	4,267	14,484	7,573	6,911
25 - 29	24,893	12,569	12,324	8,409	4,208	4,201	16,484	8,362	8,123
30 - 34	23,799	12,079	11,719	7,160	3,670	3,489	16,639	8,409	8,230
35 - 39	22,555	11,571	10,984	6,986	3,594	3,392	15,570	7,978	7,592
40 - 44	14,047	7,151	6,896	4,728	2,493	2,235	9,320	4,658	4,661
45 - 49	12,749	6,410	6,339	4,597	2,357	2,240	8,153	4,053	4,099
50 - 54	12,634	6,102	6,532	4,863	2,421	2,441	7,771	3,681	4,091
55 - 59	12,246	5,986	6,260	4,498	2,328	2,170	7,748	3,658	4,090
60 - 64	8,086	3,886	4,200	2,579	1,242	1,337	5,507	2,644	2,863
65 - 69	4,668	2,214	2,454	1,443	638	805	3,225	1,577	1,649
70 - 74	2,424	1,074	1,350	717	321	395	1,708	753	955
75-79	1,396	598	798	404	141	263	992	457	536
80+	1,168	429	739	397	124	272	772	305	467
Total	289,987	146,523	143,464	94,752	47,988	46,764	195,235	98,535	96,700

Otdar Meanchey  
2021

Age groups	Total			Urban			Rural		
	Total	Male	Female	Total	Male	Female	Total	Male	Female
0 - 4	31,759	16,117	15,642	9,286	4,702	4,584	22,473	11,415	11,058
5 - 9	32,323	16,708	15,614	9,397	4,886	4,511	22,926	11,823	11,104
10 - 14	32,829	16,806	16,023	10,588	5,366	5,222	22,240	11,439	10,801
15 - 19	30,387	15,506	14,881	11,102	5,404	5,698	19,285	10,102	9,183
20 - 24	23,418	12,127	11,290	8,675	4,378	4,297	14,743	7,750	6,993
25 - 29	24,185	12,176	12,009	8,155	4,076	4,079	16,030	8,100	7,930
30 - 34	24,416	12,381	12,035	7,332	3,762	3,570	17,084	8,619	8,465
35 - 39	22,614	11,570	11,043	6,991	3,593	3,397	15,623	7,977	7,646
40 - 44	16,093	8,224	7,870	5,409	2,867	2,542	10,685	5,357	5,327
45 - 49	12,264	6,171	6,093	4,414	2,269	2,145	7,850	3,902	3,948
50 - 54	13,005	6,340	6,665	5,000	2,516	2,484	8,005	3,824	4,181
55 - 59	12,477	6,082	6,395	4,574	2,365	2,209	7,903	3,717	4,186
60 - 64	8,637	4,286	4,352	2,760	1,370	1,390	5,877	2,916	2,961
65 - 69	4,840	2,271	2,568	1,492	654	838	3,348	1,617	1,731
70 - 74	2,589	1,148	1,441	764	343	420	1,825	805	1,021
75-79	1,469	627	842	435	159	276	1,034	469	566
80+	1,191	439	752	403	127	276	788	312	476
Total	294,495	148,980	145,515	96,775	48,837	47,938	197,720	100,143	97,577

Otdar Meanchey  
2022

Age groups	Total			Urban			Rural		
	Total	Male	Female	Total	Male	Female	Total	Male	Female
0 - 4	31,427	15,934	15,493	9,175	4,638	4,537	22,252	11,296	10,955
5 - 9	33,235	17,173	16,062	9,648	5,011	4,637	23,588	12,163	11,425
10 - 14	31,804	16,266	15,538	10,243	5,182	5,061	21,561	11,083	10,477
15 - 19	31,591	16,153	15,438	11,525	5,617	5,908	20,066	10,536	9,530
20 - 24	24,098	12,570	11,528	8,915	4,527	4,389	15,183	8,044	7,139
25 - 29	23,335	11,715	11,620	7,856	3,912	3,944	15,479	7,802	7,676
30 - 34	25,127	12,734	12,393	7,334	3,659	3,674	17,793	9,075	8,719
35 - 39	22,294	11,368	10,925	6,243	2,884	3,359	16,051	8,484	7,567
40 - 44	18,422	9,440	8,983	7,129	4,229	2,900	11,293	5,211	6,083
45 - 49	11,830	5,949	5,881	3,846	2,183	1,663	7,984	3,767	4,218
50 - 54	13,370	6,587	6,783	5,136	2,608	2,528	8,234	3,979	4,255
55 - 59	12,642	6,125	6,516	4,624	2,376	2,248	8,017	3,749	4,268
60 - 64	9,218	4,714	4,504	2,952	1,503	1,449	6,266	3,211	3,055
65 - 69	5,022	2,340	2,683	1,545	672	873	3,477	1,668	1,809
70 - 74	2,765	1,227	1,538	815	366	449	1,951	861	1,089
75-79	1,547	654	893	457	165	292	1,090	489	601
80+	1,226	456	770	414	132	283	812	324	488
Total	298,954	151,407	147,547	97,858	49,664	48,194	201,096	101,743	99,353

Otdar Meanchey  
2023

Age groups	Total			Urban			Rural		
	Total	Male	Female	Total	Male	Female	Total	Male	Female
0 - 4	31,483	15,950	15,533	9,199	4,652	4,547	22,283	11,298	10,985
5 - 9	33,679	17,395	16,284	9,785	5,086	4,699	23,894	12,309	11,585
10 - 14	30,876	15,774	15,102	9,952	5,036	4,917	20,924	10,738	10,185
15 - 19	32,488	16,633	15,855	11,861	5,796	6,065	20,627	10,837	9,790
20 - 24	24,971	13,115	11,856	9,249	4,734	4,515	15,722	8,382	7,341
25 - 29	22,635	11,348	11,287	7,628	3,799	3,830	15,007	7,550	7,457
30 - 34	25,644	12,986	12,659	7,697	3,945	3,752	17,947	9,040	8,907
35 - 39	21,981	11,171	10,810	6,789	3,469	3,321	15,191	7,702	7,489
40 - 44	20,515	10,524	9,991	6,892	3,667	3,225	13,623	6,857	6,766
45 - 49	11,806	5,938	5,867	3,842	2,183	1,659	7,964	3,756	4,209
50 - 54	13,603	6,763	6,841	5,233	2,683	2,550	8,370	4,080	4,291
55 - 59	12,816	6,182	6,634	4,690	2,403	2,287	8,126	3,779	4,347
60 - 64	9,758	5,105	4,653	3,136	1,631	1,505	6,621	3,473	3,148
65 - 69	5,251	2,453	2,799	1,617	706	911	3,634	1,747	1,887
70 - 74	2,942	1,304	1,638	867	390	478	2,075	914	1,160
75-79	1,640	686	954	485	173	312	1,154	512	642
80+	1,270	476	794	429	138	291	841	338	503
		153,802							
Total	303,358	153,802	149,556	99,354	50,490	48,863	204,005	103,312	100,693

Otdar Meanchey  
2024

Age groups	Total			Urban			Rural		
	Total	Male	Female	Total	Male	Female	Total	Male	Female
0 - 4	32,932	16,679	16,253	9,622	4,865	4,757	23,309	11,813	11,496
5 - 9	32,446	16,746	15,700	9,426	4,897	4,529	23,020	11,849	11,170
10 - 14	30,381	15,506	14,875	9,792	4,951	4,841	20,589	10,556	10,033
15 - 19	32,918	16,866	16,053	12,017	5,878	6,139	20,901	10,988	9,914
20 - 24	25,950	13,707	12,243	9,613	4,948	4,665	16,337	8,759	7,578
25 - 29	22,299	11,195	11,104	7,515	3,748	3,767	14,784	7,447	7,337
30 - 34	25,775	13,035	12,740	7,736	3,961	3,775	18,040	9,074	8,965
35 - 39	21,948	11,125	10,824	6,778	3,455	3,324	15,170	7,670	7,500
40 - 44	22,005	11,286	10,719	7,392	3,933	3,459	14,612	7,353	7,260
45 - 49	12,427	6,265	6,162	4,470	2,303	2,167	7,957	3,962	3,996
50 - 54	13,635	6,821	6,814	5,247	2,706	2,541	8,388	4,115	4,273
55 - 59	13,050	6,296	6,754	4,776	2,448	2,328	8,274	3,848	4,426
60 - 64	10,208	5,411	4,798	3,286	1,729	1,557	6,922	3,682	3,241
65 - 69	5,548	2,630	2,918	1,710	757	953	3,837	1,873	1,964
70 - 74	3,111	1,373	1,738	917	410	506	2,194	963	1,232
75-79	1,752	728	1,025	519	184	335	1,233	544	690
80+	1,318	497	822	445	144	301	873	353	521
Total	307,704	156,164	151,540	101,262	51,318	49,945	206,442	104,846	101,595

Otdar Meanchey  
2025

Age groups	Total			Urban			Rural		
	Total	Male	Female	Total	Male	Female	Total	Male	Female
0 - 4	32,493	16,446	16,047	9,491	4,797	4,694	23,002	11,649	11,353
5 - 9	32,744	16,888	15,856	9,510	4,938	4,572	23,235	11,950	11,284
10 - 14	30,476	15,542	14,934	9,819	4,962	4,858	20,657	10,580	10,076
15 - 19	32,789	16,801	15,988	11,966	5,855	6,111	20,822	10,945	9,877
20 - 24	27,056	14,353	12,704	10,022	5,181	4,840	17,035	9,172	7,863
25 - 29	22,371	11,277	11,094	7,538	3,775	3,763	14,833	7,502	7,331
30 - 34	25,443	12,838	12,605	7,634	3,901	3,733	17,810	8,937	8,872
35 - 39	22,294	11,280	11,014	6,883	3,503	3,380	15,411	7,777	7,634
40 - 44	22,736	11,642	11,094	7,635	4,057	3,577	15,101	7,585	7,516
45 - 49	13,826	6,996	6,831	4,973	2,572	2,401	8,853	4,424	4,429
50 - 54	13,375	6,711	6,664	5,147	2,662	2,484	8,228	4,048	4,180
55 - 59	13,392	6,498	6,894	4,902	2,526	2,376	8,490	3,972	4,518
60 - 64	10,544	5,610	4,934	3,395	1,793	1,602	7,149	3,817	3,332
65 - 69	5,922	2,883	3,039	1,829	830	999	4,093	2,053	2,040
70 - 74	3,267	1,429	1,838	962	427	535	2,305	1,002	1,303
75-79	1,886	781	1,105	558	197	361	1,328	583	744
80+	1,374	518	856	464	150	314	911	368	542
Total	311,990	158,492	153,497	102,728	52,127	50,601	209,262	106,366	102,897

Otdar Meanchey  
2026

Age groups	Total			Urban			Rural		
	Total	Male	Female	Total	Male	Female	Total	Male	Female
0 - 4	32,159	16,267	15,892	9,393	4,745	4,648	22,767	11,522	11,244
5 - 9	32,584	16,792	15,792	9,461	4,909	4,552	23,123	11,883	11,240
10 - 14	31,157	15,881	15,276	10,037	5,069	4,968	21,120	10,812	10,309
15 - 19	32,118	16,449	15,669	11,720	5,732	5,988	20,397	10,717	9,681
20 - 24	28,280	15,050	13,230	10,635	5,433	5,202	17,645	9,617	8,028
25 - 29	22,786	11,560	11,226	7,679	3,870	3,809	15,107	7,690	7,417
30 - 34	24,760	12,458	12,303	7,428	3,785	3,642	17,333	8,672	8,660
35 - 39	22,912	11,582	11,330	7,073	3,596	3,476	15,839	7,986	7,853
40 - 44	22,836	11,663	11,173	7,666	4,064	3,602	15,170	7,598	7,572
45 - 49	15,872	8,061	7,811	5,710	2,964	2,746	10,163	5,098	5,065
50 - 54	12,896	6,475	6,421	4,962	2,569	2,393	7,934	3,906	4,028
55 - 59	13,825	6,771	7,053	5,065	2,632	2,433	8,760	4,139	4,621
60 - 64	10,783	5,721	5,062	3,470	1,828	1,642	7,313	3,893	3,420
65 - 69	6,359	3,197	3,162	1,968	920	1,048	4,391	2,277	2,114
70 - 74	3,414	1,477	1,937	1,004	441	562	2,410	1,036	1,374
75-79	2,038	844	1,195	603	213	390	1,435	631	804
80+	1,441	543	898	486	157	329	955	385	569
Total	316,221	160,791	155,430	104,360	52,929	51,431	211,861	107,862	103,999

Otdar Meanchey  
2027

Age groups	Total			Urban			Rural		
	Total	Male	Female	Total	Male	Female	Total	Male	Female
0 - 4	31,849	16,101	15,748	9,297	4,696	4,601	22,552	11,405	11,147
5 - 9	32,287	16,625	15,662	9,370	4,860	4,510	22,917	11,765	11,152
10 - 14	32,079	16,345	15,734	10,328	5,217	5,111	21,751	11,128	10,623
15 - 19	31,156	15,944	15,213	11,364	5,556	5,808	19,792	10,388	9,405
20 - 24	29,443	15,703	13,740	10,901	5,669	5,233	18,542	10,034	8,507
25 - 29	23,485	12,003	11,483	7,912	4,018	3,894	15,573	7,984	7,588
30 - 34	23,929	12,007	11,922	7,174	3,648	3,525	16,755	8,359	8,397
35 - 39	23,619	11,934	11,685	7,287	3,706	3,582	16,332	8,229	8,103
40 - 44	22,553	11,481	11,073	7,565	4,001	3,565	14,988	7,480	7,508
45 - 49	18,205	9,272	8,933	6,547	3,409	3,138	11,658	5,863	5,795
50 - 54	12,469	6,258	6,211	4,795	2,482	2,313	7,674	3,776	3,899
55 - 59	14,252	7,055	7,196	5,224	2,742	2,482	9,027	4,313	4,715
60 - 64	10,965	5,783	5,182	3,524	1,847	1,676	7,441	3,936	3,505
65 - 69	6,819	3,535	3,284	2,114	1,017	1,097	4,705	2,518	2,188
70 - 74	3,569	1,533	2,036	1,048	458	590	2,521	1,075	1,446
75-79	2,202	912	1,290	651	230	421	1,551	682	869
80+	1,519	571	949	513	165	347	1,007	405	602
Total	320,400	163,061	157,339	105,614	53,722	51,892	214,786	109,339	105,447

Otdar Meanchey  
2028

Age groups	Total			Urban			Rural		
	Total	Male	Female	Total	Male	Female	Total	Male	Female
0 - 4	31,551	15,942	15,609	9,207	4,649	4,558	22,344	11,292	11,052
5 - 9	32,379	16,661	15,718	9,394	4,870	4,523	22,985	11,790	11,195
10 - 14	32,541	16,574	15,966	10,473	5,290	5,183	22,067	11,285	10,783
15 - 19	30,279	15,480	14,799	11,041	5,394	5,647	19,238	10,085	9,152
20 - 24	30,313	16,190	14,123	11,222	5,845	5,377	19,091	10,345	8,746
25 - 29	24,366	12,540	11,826	8,209	4,198	4,010	16,157	8,342	7,815
30 - 34	23,242	11,648	11,594	6,966	3,539	3,426	16,276	8,109	8,167
35 - 39	24,138	12,188	11,950	7,445	3,785	3,661	16,693	8,404	8,289
40 - 44	22,269	11,299	10,970	7,466	3,937	3,529	14,802	7,361	7,441
45 - 49	20,304	10,355	9,950	7,301	3,807	3,494	13,004	6,548	6,456
50 - 54	12,469	6,260	6,209	4,794	2,483	2,310	7,675	3,777	3,898
55 - 59	14,534	7,261	7,273	5,331	2,823	2,508	9,203	4,439	4,764
60 - 64	11,151	5,856	5,295	3,581	1,871	1,710	7,570	3,986	3,585
65 - 69	7,249	3,845	3,404	2,250	1,106	1,144	4,998	2,738	2,260
70 - 74	3,758	1,619	2,139	1,103	483	620	2,654	1,135	1,519
75-79	2,366	979	1,388	700	247	453	1,667	732	935
80+	1,611	603	1,008	543	175	369	1,068	429	639
Total	324,520	165,300	159,220	107,026	54,503	52,522	217,494	110,796	106,698

Otdar Meanchey  
2029

Age groups	Total			Urban			Rural		
	Total	Male	Female	Total	Male	Female	Total	Male	Female
0 - 4	31,252	15,782	15,470	9,147	4,631	4,516	22,105	11,151	10,954
5 - 9	33,885	17,430	16,455	9,860	5,126	4,734	24,025	12,304	11,721
10 - 14	31,362	15,962	15,400	10,123	5,125	4,998	21,239	10,837	10,402
15 - 19	29,805	15,224	14,581	10,899	5,337	5,562	18,906	9,887	9,019
20 - 24	30,729	16,426	14,303	11,410	5,965	5,445	19,319	10,461	8,858
25 - 29	25,336	13,114	12,221	8,562	4,417	4,145	16,774	8,698	8,076
30 - 34	22,910	11,498	11,412	6,887	3,514	3,372	16,023	7,983	8,040
35 - 39	24,278	12,243	12,034	7,509	3,824	3,685	16,769	8,419	8,349
40 - 44	22,253	11,261	10,992	7,482	3,947	3,534	14,772	7,314	7,458
45 - 49	21,798	11,114	10,684	7,860	4,110	3,750	13,938	7,004	6,933
50 - 54	13,142	6,613	6,529	5,068	2,639	2,429	8,074	3,974	4,100
55 - 59	14,590	7,336	7,255	5,371	2,869	2,503	9,219	4,467	4,752
60 - 64	11,381	5,980	5,402	3,666	1,922	1,744	7,716	4,058	3,658
65 - 69	7,609	4,089	3,520	2,371	1,184	1,187	5,238	2,905	2,332
70 - 74	3,993	1,747	2,246	1,177	525	652	2,816	1,222	1,594
75-79	2,525	1,039	1,486	748	264	484	1,776	775	1,002
80+	1,718	642	1,076	811	418	393	906	224	683
Total	328,567	167,501	161,066	108,952	55,817	53,136	219,615	111,684	107,931

Otdar Meanchey  
2030

Age groups	Total			Urban			Rural		
	Total	Male	Female	Total	Male	Female	Total	Male	Female
0 - 4	30,955	15,625	15,329	9,058	4,587	4,472	21,896	11,038	10,858
5 - 9	33,450	17,199	16,251	9,732	5,060	4,672	23,718	12,138	11,579
10 - 14	31,664	16,108	15,556	10,219	5,174	5,045	21,445	10,934	10,512
15 - 19	29,911	15,270	14,642	10,936	5,355	5,581	18,975	9,914	9,061
20 - 24	30,621	16,375	14,246	11,369	5,949	5,420	19,252	10,425	8,827
25 - 29	26,429	13,743	12,686	9,016	4,715	4,301	17,413	9,028	8,385
30 - 34	22,997	11,592	11,405	6,913	3,545	3,369	16,083	8,047	8,036
35 - 39	23,980	12,069	11,911	7,415	3,771	3,644	16,564	8,298	8,267
40 - 44	22,619	11,429	11,190	7,636	4,008	3,628	14,983	7,421	7,562
45 - 49	22,541	11,477	11,064	8,126	4,246	3,880	14,414	7,231	7,183
50 - 54	14,640	7,396	7,244	5,646	2,953	2,694	8,993	4,444	4,550
55 - 59	14,333	7,230	7,103	5,278	2,828	2,450	9,055	4,402	4,654
60 - 64	11,705	6,187	5,518	3,772	1,989	1,783	7,933	4,198	3,735
65 - 69	7,885	4,255	3,630	2,457	1,232	1,225	5,427	3,022	2,405
70 - 74	4,285	1,926	2,359	1,266	579	687	3,019	1,347	1,672
75-79	2,673	1,090	1,583	793	277	515	1,881	813	1,068
80+	1,842	688	1,154	870	448	422	972	240	732
Total	332,529	169,657	162,872	110,504	56,718	53,787	222,025	112,940	109,085



Kep

2019

Age groups	Total			Urban			Rural		
	Total	Male	Female	Total	Male	Female	Total	Male	Female
0 - 4	4,476	2,303	2,173	3,491	1,788	1,703	985	515	470
5 - 9	4,082	2,060	2,022	3,168	1,615	1,552	914	445	469
10 - 14	4,588	2,352	2,236	3,504	1,796	1,708	1,084	556	528
15 - 19	4,342	2,274	2,068	3,470	1,804	1,666	873	470	402
20 - 24	3,867	1,893	1,974	3,138	1,535	1,603	729	358	371
25 - 29	4,243	2,057	2,186	3,489	1,702	1,787	754	355	399
30 - 34	3,593	1,814	1,779	2,909	1,460	1,449	684	354	330
35 - 39	3,557	1,809	1,747	2,865	1,476	1,388	692	333	359
40 - 44	2,011	1,001	1,011	1,587	789	798	424	211	213
45 - 49	2,134	1,040	1,094	1,719	840	880	415	200	215
50 - 54	1,980	920	1,060	1,604	743	860	377	176	200
55 - 59	1,632	799	834	1,324	657	666	308	141	167
60 - 64	1,235	516	719	986	419	567	250	97	153
65 - 69	928	368	561	738	289	448	191	78	112
70 - 74	572	242	330	460	185	275	111	57	55
75-79	422	166	257	332	129	203	91	37	54
80+	446	153	294	355	114	241	91	38	53
Total	44,109	21,764	22,345	35,138	17,343	17,794	8,972	4,421	4,550

Kep

2020

Age groups	Total			Urban			Rural		
	Total	Male	Female	Total	Male	Female	Total	Male	Female
0 - 4	4,508	2,318	2,190	3,210	1,664	1,546	1,298	654	644
5 - 9	4,086	2,061	2,025	2,781	1,464	1,317	1,305	597	708
10 - 14	4,560	2,338	2,222	3,255	1,718	1,538	1,305	620	684
15 - 19	4,517	2,376	2,141	3,802	1,957	1,845	715	419	296
20 - 24	3,870	1,903	1,968	3,449	1,684	1,766	421	219	202
25 - 29	4,178	2,021	2,157	3,551	1,733	1,818	627	288	339
30 - 34	3,640	1,834	1,806	2,696	1,376	1,320	944	458	486
35 - 39	3,665	1,862	1,804	2,728	1,440	1,287	938	422	516
40 - 44	2,231	1,114	1,117	1,757	905	853	474	209	264
45 - 49	2,087	1,020	1,067	1,742	873	869	345	147	198
50 - 54	2,024	946	1,079	1,877	899	978	147	47	100
55 - 59	1,678	824	854	1,516	779	736	162	45	117
60 - 64	1,310	562	748	1,050	459	591	260	103	157
65 - 69	966	379	586	718	270	448	248	109	139
70 - 74	607	256	351	457	181	275	150	75	75
75-79	447	178	269	324	118	206	122	60	62
80+	446	151	295	367	110	257	79	40	38
Total	44,821	22,144	22,677	35,280	17,629	17,650	9,541	4,514	5,027

Kep  
2021

Age groups	Total			Urban			Rural		
	Total	Male	Female	Total	Male	Female	Total	Male	Female
0 - 4	4,475	2,300	2,175	3,185	1,651	1,533	1,290	649	642
5 - 9	4,168	2,102	2,066	2,886	1,493	1,394	1,281	609	672
10 - 14	4,457	2,284	2,172	3,251	1,678	1,573	1,205	606	599
15 - 19	4,710	2,486	2,224	4,049	2,047	2,002	661	439	222
20 - 24	3,932	1,945	1,986	3,502	1,722	1,780	430	224	207
25 - 29	4,055	1,956	2,099	3,444	1,677	1,767	611	279	332
30 - 34	3,731	1,879	1,852	2,761	1,410	1,352	970	469	501
35 - 39	3,671	1,860	1,811	2,730	1,439	1,291	942	421	520
40 - 44	2,554	1,280	1,273	2,010	1,040	971	543	241	303
45 - 49	2,005	981	1,024	1,672	839	833	333	142	191
50 - 54	2,082	982	1,100	1,929	933	996	153	49	104
55 - 59	1,708	837	871	1,541	791	750	167	46	121
60 - 64	1,398	619	779	1,121	505	615	277	114	164
65 - 69	1,000	389	611	743	277	466	257	112	145
70 - 74	647	274	374	487	194	293	161	80	81
75-79	469	186	283	350	133	217	120	54	66
80+	454	154	300	374	113	261	81	41	40
Total	45,518	22,515	23,003	36,035	17,941	18,093	9,483	4,574	4,909

Kep  
2022

Age groups	Total			Urban			Rural		
	Total	Male	Female	Total	Male	Female	Total	Male	Female
0 - 4	4,424	2,272	2,152	3,147	1,631	1,516	1,277	641	635
5 - 9	4,281	2,158	2,122	2,963	1,532	1,431	1,317	626	691
10 - 14	4,313	2,209	2,103	3,145	1,622	1,523	1,168	587	581
15 - 19	4,891	2,588	2,303	4,203	2,130	2,073	688	458	230
20 - 24	4,042	2,015	2,027	3,598	1,782	1,815	444	233	211
25 - 29	3,908	1,881	2,028	3,318	1,611	1,706	591	269	322
30 - 34	3,835	1,931	1,905	2,762	1,372	1,389	1,074	558	515
35 - 39	3,615	1,826	1,789	2,430	1,156	1,274	1,185	670	515
40 - 44	2,920	1,468	1,452	2,641	1,535	1,106	279	-67	345
45 - 49	1,932	945	987	1,453	808	645	479	137	342
50 - 54	2,138	1,019	1,118	1,981	968	1,013	157	51	106
55 - 59	1,729	842	887	1,558	796	763	170	46	124
60 - 64	1,491	681	810	1,196	555	640	295	126	169
65 - 69	1,037	400	637	770	285	485	267	116	151
70 - 74	691	292	398	519	207	312	172	86	86
75-79	494	194	300	368	138	230	126	56	70
80+	467	160	308	384	117	267	84	43	41
Total	46,207	22,882	23,325	36,435	18,245	18,190	9,772	4,637	5,135

Kep

2023

Age groups	Total			Urban			Rural		
	Total	Male	Female	Total	Male	Female	Total	Male	Female
0 - 4	4,425	2,272	2,153	3,148	1,632	1,517	1,277	640	636
5 - 9	4,332	2,184	2,148	2,999	1,551	1,448	1,332	632	700
10 - 14	4,181	2,140	2,041	3,049	1,573	1,476	1,131	567	564
15 - 19	5,022	2,661	2,361	4,317	2,193	2,125	705	469	236
20 - 24	4,182	2,100	2,082	3,724	1,859	1,865	458	241	218
25 - 29	3,786	1,820	1,966	3,215	1,561	1,654	571	259	312
30 - 34	3,909	1,967	1,942	2,892	1,476	1,416	1,017	491	526
35 - 39	3,559	1,793	1,767	2,645	1,387	1,258	915	406	509
40 - 44	3,247	1,635	1,612	2,556	1,328	1,228	691	307	384
45 - 49	1,925	942	983	1,449	806	642	477	136	341
50 - 54	2,172	1,045	1,127	2,013	993	1,020	159	52	107
55 - 59	1,750	849	901	1,577	803	775	173	46	126
60 - 64	1,575	736	839	1,265	601	664	310	135	175
65 - 69	1,083	419	663	804	298	506	279	121	158
70 - 74	734	310	423	551	220	332	182	91	92
75-79	523	203	319	389	145	245	133	59	75
80+	483	167	317	396	122	274	87	45	42
Total	46,888	23,244	23,644	36,991	18,549	18,443	9,896	4,695	5,201

Kep

2024

Age groups	Total			Urban			Rural		
	Total	Male	Female	Total	Male	Female	Total	Male	Female
0 - 4	4,619	2,371	2,248	3,286	1,704	1,583	1,332	667	665
5 - 9	4,164	2,099	2,066	2,883	1,491	1,392	1,281	607	674
10 - 14	4,105	2,100	2,005	2,994	1,544	1,450	1,111	556	555
15 - 19	5,078	2,694	2,384	4,365	2,220	2,145	713	474	239
20 - 24	4,337	2,191	2,146	3,862	1,941	1,921	475	250	225
25 - 29	3,722	1,792	1,930	3,161	1,538	1,623	561	254	307
30 - 34	3,920	1,971	1,950	2,901	1,480	1,421	1,020	491	528
35 - 39	3,547	1,782	1,765	2,635	1,379	1,256	912	403	509
40 - 44	3,476	1,751	1,725	2,736	1,422	1,314	740	328	411
45 - 49	2,022	992	1,030	1,687	849	837	336	143	193
50 - 54	2,172	1,052	1,120	2,014	1,001	1,014	158	52	106
55 - 59	1,778	863	915	1,603	816	786	175	47	129
60 - 64	1,645	779	866	1,322	636	685	323	143	180
65 - 69	1,141	449	693	847	320	527	294	129	165
70 - 74	774	326	448	582	231	351	193	95	97
75-79	557	215	342	415	153	262	142	62	80
80+	501	174	327	410	127	283	90	47	44
Total	47,559	23,601	23,959	37,703	18,853	18,851	9,856	4,748	5,108

Kep  
2025

Age groups	Total			Urban			Rural		
	Total	Male	Female	Total	Male	Female	Total	Male	Female
0 - 4	4,549	2,335	2,213	3,237	1,678	1,558	1,312	657	655
5 - 9	4,195	2,114	2,081	2,904	1,502	1,402	1,290	611	679
10 - 14	4,110	2,102	2,008	2,998	1,546	1,452	1,112	557	556
15 - 19	5,049	2,680	2,369	4,340	2,209	2,131	709	471	238
20 - 24	4,513	2,291	2,222	4,019	2,030	1,989	494	261	233
25 - 29	3,727	1,803	1,924	3,165	1,547	1,618	562	256	306
30 - 34	3,863	1,939	1,924	2,858	1,456	1,402	1,005	483	522
35 - 39	3,596	1,805	1,791	2,671	1,397	1,274	924	408	517
40 - 44	3,584	1,804	1,780	2,821	1,466	1,356	763	338	425
45 - 49	2,246	1,107	1,139	1,873	948	926	373	159	214
50 - 54	2,127	1,034	1,093	1,972	983	989	155	51	104
55 - 59	1,821	890	932	1,643	842	801	179	48	131
60 - 64	1,696	807	889	1,363	659	704	333	148	185
65 - 69	1,216	491	725	901	350	551	315	141	173
70 - 74	812	339	472	610	240	369	202	99	103
75-79	599	231	368	446	164	282	153	66	86
80+	521	181	340	427	133	294	94	49	46
Total	48,222	23,953	24,269	38,248	19,150	19,098	9,973	4,803	5,171

Kep  
2026

Age groups	Total			Urban			Rural		
	Total	Male	Female	Total	Male	Female	Total	Male	Female
0 - 4	4,492	2,307	2,185	3,197	1,658	1,539	1,296	649	647
5 - 9	4,165	2,099	2,066	2,884	1,492	1,392	1,281	607	674
10 - 14	4,193	2,145	2,048	3,058	1,577	1,481	1,135	568	567
15 - 19	4,935	2,621	2,314	4,243	2,160	2,082	692	460	232
20 - 24	4,707	2,399	2,308	4,258	2,126	2,132	449	273	175
25 - 29	3,788	1,846	1,942	3,217	1,584	1,633	570	261	309
30 - 34	3,751	1,879	1,872	2,776	1,411	1,365	975	468	508
35 - 39	3,687	1,851	1,837	2,740	1,433	1,307	948	418	530
40 - 44	3,592	1,804	1,788	2,828	1,466	1,361	764	338	427
45 - 49	2,573	1,274	1,299	2,146	1,091	1,056	426	183	243
50 - 54	2,046	996	1,050	1,898	948	950	149	49	100
55 - 59	1,876	926	950	1,694	876	818	182	50	132
60 - 64	1,730	822	909	1,390	671	719	340	151	189
65 - 69	1,303	544	759	964	387	577	338	157	182
70 - 74	846	350	496	635	248	388	211	102	109
75-79	646	249	397	481	177	304	165	72	93
80+	545	189	356	446	139	308	99	51	48
Total	48,876	24,300	24,576	38,856	19,445	19,412	10,019	4,855	5,164

Kep  
2027

Age groups	Total			Urban			Rural		
	Total	Male	Female	Total	Male	Female	Total	Male	Female
0 - 4	4,439	2,280	2,159	3,158	1,639	1,520	1,280	641	639
5 - 9	4,118	2,075	2,043	2,851	1,475	1,376	1,266	600	666
10 - 14	4,307	2,205	2,102	3,141	1,621	1,520	1,166	584	582
15 - 19	4,776	2,536	2,240	4,106	2,091	2,015	670	445	225
20 - 24	4,889	2,500	2,390	4,355	2,215	2,140	534	284	250
25 - 29	3,895	1,914	1,981	3,308	1,643	1,666	586	271	316
30 - 34	3,617	1,808	1,809	2,676	1,358	1,318	941	450	491
35 - 39	3,793	1,904	1,889	2,818	1,474	1,343	975	430	545
40 - 44	3,540	1,774	1,766	2,786	1,442	1,344	754	332	422
45 - 49	2,944	1,463	1,481	2,456	1,253	1,204	488	210	278
50 - 54	1,974	962	1,012	1,831	915	916	144	47	96
55 - 59	1,930	963	966	1,744	911	832	186	52	134
60 - 64	1,755	829	926	1,410	677	733	346	152	194
65 - 69	1,394	601	793	1,030	428	602	364	173	191
70 - 74	883	363	520	663	257	406	220	106	114
75-79	696	269	427	518	192	327	178	77	100
80+	573	199	375	470	145	324	104	53	51
Total	49,522	24,643	24,879	39,322	19,736	19,586	10,200	4,907	5,293

Kep  
2028

Age groups	Total			Urban			Rural		
	Total	Male	Female	Total	Male	Female	Total	Male	Female
0 - 4	4387	2254	2133	3122	1620	1501	1266	634	632
5 - 9	4120	2077	2043	2853	1476	1376	1267	600	667
10 - 14	4359	2232	2127	3179	1641	1537	1180	591	589
15 - 19	4631	2459	2172	3981	2027	1954	650	432	218
20 - 24	5022	2574	2449	4474	2281	2193	549	292	256
25 - 29	4032	1996	2035	3425	1714	1710	607	282	325
30 - 34	3505	1751	1753	2593	1316	1277	912	436	476
35 - 39	3867	1942	1925	2873	1504	1369	994	438	556
40 - 44	3487	1743	1744	2744	1417	1327	743	326	417
45 - 49	3276	1631	1645	2733	1397	1336	543	234	309
50 - 54	1970	961	1009	1826	914	913	143	47	96
55 - 59	1963	990	973	1776	937	839	188	53	134
60 - 64	1781	839	943	1430	685	745	351	154	197
65 - 69	1478	652	826	1091	465	627	387	188	199
70 - 74	927	383	545	696	271	425	231	112	120
75-79	746	288	458	556	205	350	191	83	108
80+	607	210	397	497	153	343	110	56	54
Total	50158	24982	25177	39847	20023	19824	10312	4958	5353

Kep  
2029

Age groups	Total			Urban			Rural		
	Total	Male	Female	Total	Male	Female	Total	Male	Female
0 - 4	4,336	2,229	2,108	3,085	1,602	1,483	1,251	627	625
5 - 9	4,303	2,170	2,133	2,979	1,543	1,436	1,324	627	697
10 - 14	4,192	2,147	2,045	3,057	1,579	1,478	1,136	568	567
15 - 19	4,549	2,415	2,134	3,910	1,992	1,918	639	424	215
20 - 24	5,081	2,608	2,473	4,525	2,311	2,214	556	297	259
25 - 29	4,183	2,085	2,098	3,553	1,790	1,762	631	295	336
30 - 34	3,447	1,727	1,721	2,550	1,297	1,253	897	430	468
35 - 39	3,881	1,948	1,933	2,883	1,509	1,374	999	440	559
40 - 44	3,477	1,735	1,742	2,735	1,410	1,325	742	325	417
45 - 49	3,510	1,749	1,761	2,928	1,498	1,430	582	251	331
50 - 54	2,072	1,014	1,058	1,920	964	956	151	50	101
55 - 59	1,967	999	968	1,780	945	835	187	54	133
60 - 64	1,814	855	959	1,456	698	758	358	157	201
65 - 69	1,549	693	856	1,142	494	648	406	199	207
70 - 74	983	412	571	738	292	446	246	120	125
75-79	795	306	489	591	218	374	203	88	115
80+	645	223	423	562	197	365	83	26	57
Total	50,784	25,314	25,470	40,393	20,338	20,055	10,391	4,976	5,415

Kep  
2030

Age groups	Total			Urban			Rural		
	Total	Male	Female	Total	Male	Female	Total	Male	Female
0 - 4	4,285	2,203	2,082	3,047	1,583	1,464	1,237	619	618
5 - 9	4,237	2,137	2,100	2,932	1,519	1,413	1,305	617	687
10 - 14	4,222	2,163	2,059	3,077	1,591	1,487	1,145	572	572
15 - 19	4,554	2,418	2,136	3,913	1,994	1,919	641	424	217
20 - 24	5,050	2,595	2,455	4,497	2,300	2,197	554	295	259
25 - 29	4,353	2,181	2,172	3,730	1,907	1,823	623	274	349
30 - 34	3,452	1,738	1,714	2,553	1,305	1,248	899	432	466
35 - 39	3,824	1,917	1,907	2,839	1,484	1,355	985	432	553
40 - 44	3,526	1,758	1,768	2,785	1,429	1,356	741	329	412
45 - 49	3,620	1,802	1,818	3,019	1,544	1,475	602	259	343
50 - 54	2,302	1,131	1,170	2,133	1,076	1,057	168	55	113
55 - 59	1,927	983	945	1,744	930	814	183	53	131
60 - 64	1,861	883	978	1,494	721	772	368	162	206
65 - 69	1,601	720	881	1,180	513	667	421	207	214
70 - 74	1,053	454	599	789	321	468	263	132	131
75-79	839	320	519	624	228	397	215	92	123
80+	690	390	450	628	238	390	212	152	60
Total	51,396	25,792	25,754	40,985	20,684	20,301	10,561	5,107	5,454

Pailin  
2019

Age groups	Total			Urban			Rural		
	Total	Male	Female	Total	Male	Female	Total	Male	Female
0 - 4	8,057	4,207	3,850	5,984	3,151	2,833	2,073	1,056	1,017
5 - 9	7,848	3,962	3,886	5,749	2,922	2,827	2,099	1,040	1,059
10 - 14	8,943	4,642	4,300	6,503	3,380	3,123	2,440	1,262	1,177
15 - 19	7,085	3,706	3,378	5,309	2,722	2,587	1,776	985	791
20 - 24	6,555	3,265	3,289	5,204	2,588	2,616	1,351	678	673
25 - 29	7,649	3,773	3,876	6,070	2,996	3,074	1,579	778	801
30 - 34	6,706	3,424	3,282	5,312	2,716	2,595	1,394	707	687
35 - 39	6,049	3,157	2,892	4,698	2,486	2,212	1,351	671	679
40 - 44	3,336	1,732	1,604	2,574	1,352	1,223	762	381	382
45 - 49	3,534	1,737	1,797	2,669	1,303	1,366	865	434	431
50 - 54	3,464	1,642	1,822	2,613	1,260	1,353	851	382	469
55 - 59	3,338	1,639	1,699	2,513	1,244	1,269	825	395	430
60 - 64	2,467	1,235	1,231	1,939	990	949	528	245	283
65 - 69	1,287	679	608	963	524	439	324	155	169
70 - 74	634	298	336	445	208	237	189	90	99
75-79	367	164	203	253	108	145	113	56	58
80+	337	103	234	228	64	164	109	39	70
Total	77,655	39,367	38,288	59,026	30,013	29,013	18,629	9,354	9,275

Pailin  
2020

Age groups	Total			Urban			Rural		
	Total	Male	Female	Total	Male	Female	Total	Male	Female
0 - 4	8,122	4,236	3,886	5,518	2,936	2,582	2,605	1,300	1,304
5 - 9	7,864	3,965	3,899	5,059	2,650	2,409	2,805	1,316	1,490
10 - 14	8,898	4,617	4,280	6,060	3,236	2,824	2,837	1,381	1,457
15 - 19	7,377	3,874	3,503	5,833	2,955	2,878	1,544	919	625
20 - 24	6,567	3,283	3,284	5,735	2,842	2,894	831	442	390
25 - 29	7,539	3,709	3,830	6,194	3,053	3,141	1,345	656	689
30 - 34	6,801	3,464	3,337	4,937	2,564	2,373	1,864	901	963
35 - 39	6,239	3,250	2,990	4,487	2,427	2,060	1,752	822	930
40 - 44	3,704	1,930	1,775	2,863	1,551	1,311	842	378	464
45 - 49	3,459	1,705	1,754	2,711	1,356	1,355	748	349	399
50 - 54	3,545	1,689	1,856	3,070	1,524	1,546	475	165	310
55 - 59	3,435	1,693	1,743	2,885	1,477	1,408	550	216	335
60 - 64	2,618	1,345	1,273	2,078	1,084	994	540	262	279
65 - 69	1,340	701	639	930	490	440	410	211	199
70 - 74	673	315	358	442	204	238	231	112	120
75-79	388	176	212	248	99	148	141	76	64
80+	337	102	235	237	62	175	100	40	60
Total	78,908	40,053	38,854	59,286	30,509	28,777	19,622	9,545	10,077

Pailin  
2021

Age groups	Total			Urban			Rural		
	Total	Male	Female	Total	Male	Female	Total	Male	Female
0 - 4	8,073	4,205	3,868	5,478	2,914	2,564	2,595	1,291	1,304
5 - 9	8,031	4,045	3,986	5,255	2,703	2,552	2,776	1,342	1,434
10 - 14	8,706	4,513	4,193	6,055	3,163	2,891	2,651	1,350	1,301
15 - 19	7,701	4,054	3,647	6,219	3,093	3,126	1,482	961	520
20 - 24	6,679	3,359	3,321	5,827	2,907	2,920	852	452	400
25 - 29	7,326	3,592	3,735	6,012	2,956	3,055	1,314	635	679
30 - 34	6,979	3,550	3,429	5,060	2,627	2,433	1,919	923	996
35 - 39	6,257	3,248	3,009	4,493	2,426	2,067	1,764	822	941
40 - 44	4,245	2,218	2,027	3,278	1,783	1,495	967	435	532
45 - 49	3,328	1,640	1,688	2,605	1,304	1,301	723	336	387
50 - 54	3,649	1,754	1,895	3,159	1,583	1,576	491	171	319
55 - 59	3,501	1,719	1,782	2,936	1,500	1,436	565	219	346
60 - 64	2,797	1,483	1,314	2,231	1,195	1,036	567	288	278
65 - 69	1,389	718	671	961	502	459	428	216	212
70 - 74	719	337	382	471	218	254	248	119	128
75-79	408	184	224	268	112	156	141	73	68
80+	344	104	240	241	63	178	103	41	62
Total	80,134	40,725	39,410	60,548	31,048	29,500	19,586	9,676	9,910

Pailin  
2022

Age groups	Total			Urban			Rural		
	Total	Male	Female	Total	Male	Female	Total	Male	Female
0 - 4	7991	4156	3835	5417	2878	2539	2574	1278	1296
5 - 9	8260	4157	4103	5400	2776	2625	2860	1381	1479
10 - 14	8436	4367	4069	5862	3059	2803	2574	1308	1266
15 - 19	8008	4223	3785	6461	3219	3243	1547	1004	543
20 - 24	6875	3480	3395	5993	3010	2984	882	471	411
25 - 29	7070	3455	3616	5797	2841	2956	1274	614	660
30 - 34	7184	3650	3534	5063	2558	2505	2121	1092	1029
35 - 39	6170	3191	2979	3994	1950	2044	2176	1241	935
40 - 44	4860	2545	2315	4339	2633	1706	521	-88	609
45 - 49	3211	1581	1630	2265	1256	1009	946	325	621
50 - 54	3753	1822	1931	3247	1643	1605	505	179	326
55 - 59	3548	1731	1817	2971	1509	1462	577	222	355
60 - 64	2986	1631	1355	2393	1313	1080	594	318	275
65 - 69	1442	740	702	995	517	479	447	223	224
70 - 74	768	360	408	503	233	271	265	128	137
75-79	430	192	238	282	116	166	149	76	73
80+	354	108	246	248	65	183	106	43	64
Total	81348	41388	39959	61232	31574	29657	20116	9814	10302



Pailin  
2023

Age groups	Total			Urban			Rural		
	Total	Male	Female	Total	Male	Female	Total	Male	Female
0 - 4	8,006	4,158	3,847	5,426	2,881	2,546	2,579	1,278	1,302
5 - 9	8,371	4,209	4,162	5,472	2,811	2,661	2,899	1,398	1,502
10 - 14	8,191	4,233	3,957	5,690	2,966	2,724	2,500	1,267	1,233
15 - 19	8,236	4,346	3,890	6,644	3,314	3,330	1,592	1,032	560
20 - 24	7,125	3,630	3,495	6,211	3,140	3,071	913	489	424
25 - 29	6,859	3,345	3,514	5,624	2,753	2,871	1,236	593	643
30 - 34	7,332	3,721	3,612	5,311	2,752	2,559	2,022	969	1,053
35 - 39	6,084	3,134	2,950	4,362	2,340	2,022	1,722	794	928
40 - 44	5,413	2,837	2,576	4,176	2,279	1,897	1,237	558	679
45 - 49	3,205	1,578	1,627	2,260	1,254	1,006	945	324	621
50 - 54	3,819	1,870	1,949	3,306	1,686	1,619	513	183	330
55 - 59	3,597	1,746	1,851	3,011	1,523	1,488	586	223	363
60 - 64	3,161	1,765	1,396	2,544	1,422	1,122	617	344	274
65 - 69	1,508	775	733	1,041	542	500	467	234	233
70 - 74	817	383	435	535	247	288	282	135	146
75-79	456	201	255	299	122	177	158	79	78
80+	367	113	254	256	68	188	110	45	66
Total	82,546	42,043	40,503	62,169	32,100	30,069	20,377	9,943	10,434

Pailin  
2024

Age groups	Total			Urban			Rural		
	Total	Male	Female	Total	Male	Female	Total	Male	Female
0 - 4	8,372	4,345	4,027	5,674	3,010	2,664	2,698	1,335	1,364
5 - 9	8,062	4,048	4,014	5,269	2,704	2,565	2,793	1,344	1,449
10 - 14	8,057	4,158	3,899	5,596	2,913	2,683	2,461	1,245	1,216
15 - 19	8,343	4,403	3,940	6,730	3,358	3,372	1,613	1,045	568
20 - 24	7,402	3,790	3,612	6,453	3,280	3,173	949	511	438
25 - 29	6,755	3,297	3,458	5,538	2,713	2,825	1,217	584	633
30 - 34	7,368	3,732	3,636	5,336	2,760	2,575	2,032	971	1,061
35 - 39	6,073	3,119	2,955	4,353	2,328	2,024	1,720	790	930
40 - 44	5,804	3,039	2,765	4,478	2,442	2,036	1,327	597	729
45 - 49	3,372	1,663	1,710	2,637	1,322	1,315	736	341	395
50 - 54	3,826	1,884	1,942	3,313	1,699	1,614	513	185	328
55 - 59	3,662	1,777	1,885	3,065	1,550	1,515	597	227	370
60 - 64	3,306	1,870	1,437	2,667	1,506	1,161	640	364	275
65 - 69	1,593	831	762	1,103	580	523	490	250	240
70 - 74	864	402	462	566	260	306	298	143	156
75-79	487	213	274	319	129	190	168	84	84
80+	381	118	263	266	71	195	115	47	68
Total	83,729	42,689	41,040	63,360	32,626	30,735	20,368	10,063	10,305

Pailin  
2025

Age groups	Total			Urban			Rural		
	Total	Male	Female	Total	Male	Female	Total	Male	Female
0 - 4	8,257	4,282	3,975	5,595	2,967	2,628	2,662	1,315	1,347
5 - 9	8,133	4,080	4,053	5,315	2,726	2,589	2,819	1,355	1,464
10 - 14	8,079	4,165	3,914	5,610	2,919	2,692	2,469	1,247	1,222
15 - 19	8,306	4,384	3,922	6,699	3,344	3,356	1,607	1,040	567
20 - 24	7,714	3,967	3,747	6,725	3,433	3,292	989	534	455
25 - 29	6,774	3,320	3,455	5,553	2,732	2,821	1,221	587	633
30 - 34	7,270	3,673	3,597	5,264	2,718	2,546	2,006	956	1,051
35 - 39	6,166	3,160	3,006	4,418	2,360	2,058	1,748	800	948
40 - 44	5,995	3,134	2,861	4,623	2,518	2,105	1,372	616	756
45 - 49	3,751	1,856	1,895	2,932	1,475	1,457	818	381	438
50 - 54	3,752	1,853	1,899	3,249	1,671	1,578	503	181	322
55 - 59	3,756	1,833	1,923	3,145	1,598	1,546	612	234	377
60 - 64	3,414	1,938	1,476	2,755	1,560	1,195	659	377	282
65 - 69	1,700	910	790	1,183	636	547	516	274	242
70 - 74	907	419	488	593	270	323	314	148	166
75-79	524	229	295	343	139	204	181	90	91
80+	397	123	274	277	74	203	120	49	71
Total	84,895	43,325	41,570	64,278	33,140	31,138	20,616	10,185	10,431

Pailin  
2026

Age groups	Total			Urban			Rural		
	Total	Male	Female	Total	Male	Female	Total	Male	Female
0 - 4	8,167	4,233	3,934	5,533	2,933	2,600	2,634	1,300	1,334
5 - 9	8,088	4,055	4,033	5,285	2,709	2,575	2,803	1,346	1,458
10 - 14	8,254	4,253	4,001	5,731	2,981	2,750	2,523	1,273	1,250
15 - 19	8,131	4,290	3,841	6,558	3,272	3,285	1,573	1,017	556
20 - 24	8,057	4,157	3,901	7,133	3,598	3,535	924	558	365
25 - 29	6,895	3,401	3,495	5,653	2,800	2,853	1,242	601	641
30 - 34	7,070	3,562	3,508	5,118	2,636	2,482	1,952	926	1,026
35 - 39	6,333	3,243	3,090	4,537	2,422	2,115	1,796	821	975
40 - 44	6,017	3,137	2,880	4,639	2,521	2,118	1,378	616	762
45 - 49	4,303	2,137	2,166	3,364	1,699	1,665	939	438	501
50 - 54	3,615	1,786	1,829	3,130	1,612	1,519	485	175	310
55 - 59	3,875	1,909	1,966	3,247	1,665	1,582	628	244	385
60 - 64	3,489	1,975	1,514	2,814	1,590	1,223	675	384	291
65 - 69	1,824	1,009	815	1,278	705	574	545	304	241
70 - 74	947	432	515	618	279	339	329	153	175
75-79	566	247	319	370	150	221	196	98	98
80+	416	128	287	290	78	212	126	51	75
Total	86,046	43,953	42,093	65,299	33,650	31,649	20,747	10,303	10,443

Pailin  
2027

Age groups	Total			Urban			Rural		
	Total	Male	Female	Total	Male	Female	Total	Male	Female
0 - 4	8,081	4,186	3,895	5,474	2,902	2,573	2,607	1,285	1,322
5 - 9	8,008	4,011	3,996	5,232	2,681	2,551	2,776	1,331	1,445
10 - 14	8,491	4,374	4,117	5,895	3,066	2,829	2,596	1,308	1,288
15 - 19	7,881	4,155	3,726	6,356	3,170	3,185	1,526	985	541
20 - 24	8,382	4,334	4,048	7,308	3,753	3,555	1,074	581	493
25 - 29	7,101	3,528	3,573	5,822	2,906	2,916	1,279	623	656
30 - 34	6,827	3,431	3,396	4,941	2,539	2,402	1,886	891	994
35 - 39	6,523	3,339	3,184	4,673	2,495	2,178	1,850	845	1,005
40 - 44	5,938	3,086	2,852	4,576	2,481	2,095	1,362	605	757
45 - 49	4,931	2,456	2,475	3,856	1,954	1,902	1,075	503	573
50 - 54	3,493	1,725	1,767	3,024	1,557	1,467	469	168	300
55 - 59	3,991	1,987	2,004	3,347	1,734	1,613	645	254	391
60 - 64	3,545	1,995	1,550	2,855	1,607	1,249	690	388	301
65 - 69	1,954	1,114	840	1,379	779	600	575	336	239
70 - 74	989	448	541	645	290	356	344	159	185
75-79	611	267	344	400	162	238	211	105	106
80+	438	135	303	306	82	224	132	53	79
Total	87,183	44,574	42,609	66,087	34,154	31,933	21,096	10,420	10,676

Pailin  
2028

Age groups	Total			Urban			Rural		
	Total	Male	Female	Total	Male	Female	Total	Male	Female
0 - 4	7,999	4,142	3,857	5,418	2,872	2,547	2,581	1,271	1,310
5 - 9	8,024	4,018	4,007	5,242	2,685	2,557	2,782	1,332	1,450
10 - 14	8,607	4,433	4,174	5,974	3,107	2,867	2,632	1,326	1,307
15 - 19	7,653	4,031	3,622	6,171	3,076	3,095	1,482	955	527
20 - 24	8,623	4,466	4,157	7,518	3,868	3,650	1,105	598	507
25 - 29	7,362	3,684	3,677	6,035	3,035	3,001	1,326	650	677
30 - 34	6,626	3,326	3,300	4,795	2,462	2,333	1,831	864	967
35 - 39	6,661	3,408	3,253	4,771	2,546	2,225	1,890	862	1,028
40 - 44	5,858	3,035	2,823	4,513	2,441	2,072	1,345	595	751
45 - 49	5,495	2,742	2,754	4,297	2,181	2,116	1,199	561	638
50 - 54	3,490	1,725	1,765	3,021	1,557	1,464	468	168	301
55 - 59	4,067	2,044	2,023	3,413	1,784	1,629	654	261	394
60 - 64	3,602	2,019	1,583	2,899	1,626	1,273	703	393	311
65 - 69	2,076	1,211	864	1,472	846	626	603	365	239
70 - 74	1,041	473	568	679	306	373	362	168	194
75-79	656	286	370	429	173	256	227	113	114
80+	464	143	321	324	86	238	140	56	84
Total	88,304	45,186	43,118	66,972	34,651	32,321	21,333	10,535	10,798

Pailin  
2029

Age groups	Total			Urban			Rural		
	Total	Male	Female	Total	Male	Female	Total	Male	Female
0 - 4	7,920	4,100	3,820	5,383	2,862	2,521	2,537	1,238	1,299
5 - 9	8,394	4,202	4,192	5,501	2,828	2,673	2,892	1,374	1,518
10 - 14	8,291	4,268	4,023	5,774	3,013	2,762	2,517	1,256	1,261
15 - 19	7,530	3,964	3,566	6,091	3,046	3,046	1,439	918	520
20 - 24	8,737	4,530	4,208	7,642	3,949	3,693	1,095	580	514
25 - 29	7,651	3,852	3,799	6,293	3,194	3,099	1,358	658	700
30 - 34	6,528	3,282	3,246	4,740	2,446	2,294	1,788	836	952
35 - 39	6,697	3,423	3,274	4,812	2,574	2,238	1,884	848	1,036
40 - 44	5,851	3,024	2,827	4,522	2,448	2,074	1,330	576	753
45 - 49	5,897	2,942	2,955	4,625	2,356	2,269	1,272	586	686
50 - 54	3,677	1,822	1,855	3,194	1,656	1,538	483	166	316
55 - 59	4,081	2,065	2,017	3,438	1,814	1,624	643	251	392
60 - 64	3,675	2,061	1,614	2,968	1,671	1,297	706	389	317
65 - 69	2,123	1,233	890	1,555	906	649	567	327	241
70 - 74	1,105	510	595	725	332	393	381	178	202
75-79	700	304	396	459	185	273	241	119	123
80+	550	241	309	460	206	254	90	35	55
Total	89,406	45,822	43,584	68,184	35,486	32,698	21,221	10,336	10,885

Pailin  
2030

Age groups	Total			Urban			Rural		
	Total	Male	Female	Total	Male	Female	Total	Male	Female
0 - 4	7,838	4,055	3,783	5,327	2,832	2,495	2,511	1,224	1,288
5 - 9	8,279	4,142	4,136	5,425	2,789	2,636	2,854	1,354	1,500
10 - 14	8,364	4,303	4,061	5,824	3,038	2,786	2,540	1,265	1,275
15 - 19	7,551	3,972	3,579	6,107	3,053	3,054	1,443	919	524
20 - 24	8,700	4,511	4,188	7,609	3,935	3,674	1,090	576	514
25 - 29	7,975	4,033	3,942	6,620	3,407	3,214	1,354	626	728
30 - 34	6,548	3,306	3,241	4,755	2,465	2,290	1,792	841	951
35 - 39	6,609	3,371	3,238	4,748	2,536	2,212	1,861	834	1,027
40 - 44	5,943	3,067	2,876	4,611	2,483	2,128	1,332	584	749
45 - 49	6,093	3,035	3,058	4,778	2,431	2,347	1,315	604	711
50 - 54	4,092	2,035	2,057	3,555	1,850	1,705	537	185	352
55 - 59	4,006	2,033	1,973	3,375	1,787	1,589	631	246	384
60 - 64	3,776	2,130	1,646	3,054	1,728	1,325	723	402	321
65 - 69	2,255	1,339	916	1,612	942	669	643	396	247
70 - 74	1,185	562	623	779	366	413	406	197	210
75-79	740	318	422	585	294	291	155	24	131
80+	530	162	367	393	121	272	137	41	96
Total	90,484	46,377	44,107	69,158	36,059	33,099	21,326	10,319	11,008

Tboung Khmum  
2019

Age groups	Total			Urban			Rural		
	Total	Male	Female	Total	Male	Female	Total	Male	Female
0 - 4	80,200	41,023	39,177	6,646	3,317	3,330	73,553	37,706	35,847
5 - 9	83,174	42,367	40,807	6,827	3,521	3,306	76,347	38,846	37,501
10 - 14	93,050	47,543	45,507	7,627	3,903	3,723	85,423	43,639	41,784
15 - 19	71,039	36,116	34,923	6,135	3,119	3,015	64,905	32,997	31,908
20 - 24	57,786	28,406	29,379	4,808	2,326	2,483	52,977	26,081	26,896
25 - 29	64,042	31,591	32,451	5,631	2,854	2,776	58,411	28,737	29,674
30 - 34	59,417	29,238	30,180	5,387	2,561	2,827	54,030	26,677	27,353
35 - 39	59,916	29,762	30,154	5,609	2,716	2,893	54,307	27,046	27,261
40 - 44	41,768	20,262	21,506	3,874	1,902	1,972	37,894	18,360	19,535
45 - 49	42,583	20,500	22,084	4,113	1,973	2,140	38,470	18,527	19,944
50 - 54	38,715	17,985	20,730	3,418	1,583	1,835	35,297	16,402	18,895
55 - 59	34,440	16,058	18,382	3,060	1,469	1,591	31,380	14,588	16,792
60 - 64	24,009	9,078	14,931	2,212	840	1,372	21,797	8,238	13,559
65 - 69	18,638	7,149	11,490	1,774	672	1,102	16,864	6,477	10,387
70 - 74	13,500	5,378	8,122	1,322	546	776	12,178	4,832	7,346
75-79	9,295	3,634	5,661	808	291	517	8,487	3,343	5,144
80+	11,564	4,573	6,991	972	404	568	10,593	4,170	6,423
Total	803,138	390,663	412,475	70,222	33,997	36,225	732,916	356,666	376,250

Tboung Khmum  
2020

Age groups	Total			Urban			Rural		
	Total	Male	Female	Total	Male	Female	Total	Male	Female
0 - 4	80,698	41,281	39,417	6,118	3,089	3,029	74,580	38,192	36,388
5 - 9	83,192	42,376	40,816	6,005	3,192	2,813	77,187	39,184	38,004
10 - 14	92,413	47,258	45,155	7,097	3,736	3,361	85,316	43,522	41,794
15 - 19	73,838	37,726	36,112	6,734	3,386	3,348	67,104	34,340	32,764
20 - 24	57,785	28,544	29,242	5,295	2,553	2,742	52,491	25,991	26,500
25 - 29	63,010	31,034	31,976	5,740	2,908	2,832	57,270	28,126	29,144
30 - 34	60,149	29,566	30,583	4,996	2,415	2,581	55,153	27,151	28,003
35 - 39	61,693	30,617	31,076	5,340	2,651	2,689	56,353	27,966	28,387
40 - 44	46,295	22,557	23,738	4,294	2,182	2,112	42,002	20,375	21,626
45 - 49	41,604	20,103	21,501	4,171	2,052	2,120	37,433	18,052	19,381
50 - 54	39,543	18,486	21,057	4,007	1,914	2,092	35,536	16,572	18,965
55 - 59	35,377	16,569	18,808	3,505	1,743	1,762	31,872	14,826	17,046
60 - 64	25,439	9,879	15,560	2,354	919	1,435	23,085	8,960	14,125
65 - 69	19,371	7,372	12,000	1,731	627	1,104	17,640	6,744	10,896
70 - 74	14,314	5,692	8,622	1,313	535	778	13,002	5,158	7,844
75-79	9,818	3,894	5,924	794	267	527	9,024	3,627	5,397
80+	11,555	4,518	7,037	997	390	607	10,559	4,129	6,430
Total	816,096	397,472	418,624	70,489	34,558	35,931	745,606	362,914	382,693

25. Tboung Khmum  
2021

Age groups	Total			Urban			Rural		
	Total	Male	Female	Total	Male	Female	Total	Male	Female
0 - 4	80,019	40,933	39,086	6,059	3,060	2,999	73,960	37,873	36,087
5 - 9	84,755	43,184	41,571	6,220	3,250	2,970	78,535	39,934	38,601
10 - 14	90,204	46,142	44,062	7,075	3,645	3,431	83,129	42,497	40,631
15 - 19	76,895	39,440	37,454	7,163	3,537	3,626	69,732	35,904	33,828
20 - 24	58,633	29,168	29,465	5,365	2,606	2,758	53,269	26,562	26,707
25 - 29	61,083	30,020	31,063	5,556	2,810	2,746	55,526	27,209	28,317
30 - 34	61,574	30,261	31,313	5,108	2,470	2,637	56,467	27,791	28,676
35 - 39	61,717	30,572	31,146	5,335	2,645	2,690	56,382	27,927	28,456
40 - 44	52,922	25,904	27,019	4,903	2,504	2,399	48,020	23,400	24,620
45 - 49	39,933	19,324	20,609	3,998	1,970	2,028	35,935	17,353	18,581
50 - 54	40,614	19,179	21,435	4,111	1,984	2,126	36,504	17,195	19,309
55 - 59	35,964	16,809	19,155	3,558	1,767	1,791	32,406	15,043	17,364
60 - 64	27,115	10,880	16,235	2,502	1,011	1,491	24,613	9,869	14,744
65 - 69	20,039	7,551	12,489	1,789	642	1,147	18,250	6,909	11,341
70 - 74	15,252	6,074	9,178	1,396	570	826	13,856	5,504	8,352
75-79	10,307	4,079	6,228	852	299	553	9,455	3,780	5,675
80+	11,754	4,616	7,139	1,012	398	615	10,742	4,218	6,524
Total	828,783	404,136	424,647	72,003	35,170	36,833	756,780	368,966	387,814

Tboung Khmum  
2022

Age groups	Total			Urban			Rural		
	Total	Male	Female	Total	Male	Female	Total	Male	Female
0 - 4	78,987	40,404	38,583	5,963	3,000	2,963	73,023	37,404	35,619
5 - 9	86,932	44,314	42,618	6,360	3,313	3,048	80,571	41,002	39,570
10 - 14	87,170	44,587	42,583	6,817	3,498	3,319	80,353	41,089	39,264
15 - 19	79,742	41,020	38,722	7,406	3,653	3,753	72,336	37,367	34,969
20 - 24	60,188	30,185	30,003	5,490	2,679	2,812	54,697	27,506	27,191
25 - 29	58,789	28,836	29,953	5,331	2,681	2,651	53,458	26,155	27,303
30 - 34	63,210	31,073	32,137	5,097	2,388	2,710	58,113	28,686	29,427
35 - 39	60,693	29,989	30,704	4,764	2,110	2,654	55,929	27,879	28,050
40 - 44	60,431	29,685	30,746	6,403	3,670	2,732	54,028	26,014	28,014
45 - 49	38,424	18,600	19,824	3,453	1,884	1,570	34,971	16,716	18,255
50 - 54	41,650	19,893	21,757	4,204	2,044	2,160	37,446	17,849	19,597
55 - 59	36,349	16,902	19,447	3,585	1,764	1,820	32,765	15,138	17,627
60 - 64	28,867	11,949	16,917	2,654	1,103	1,551	26,212	10,846	15,366
65 - 69	20,745	7,766	12,979	1,849	656	1,194	18,895	7,110	11,785
70 - 74	16,252	6,485	9,767	1,485	604	880	14,767	5,881	8,887
75-79	10,830	4,246	6,584	895	309	585	9,935	3,937	5,998
80+	12,075	4,787	7,287	1,038	410	628	11,037	4,377	6,659
Total	841,333	410,721	430,612	72,796	35,766	37,030	768,538	374,955	393,582

Tboung Khmum  
2023

Age groups	Total			Urban			Rural		
	Total	Male	Female	Total	Male	Female	Total	Male	Female
0 - 4	78,918	40,372	38,545	5,973	3,015	2,958	72,945	37,358	35,587
5 - 9	87,861	44,808	43,053	6,445	3,369	3,076	81,416	41,439	39,977
10 - 14	84,405	43,164	41,241	6,617	3,405	3,211	77,788	39,758	38,030
15 - 19	81,789	42,163	39,626	7,614	3,777	3,838	74,175	38,387	35,789
20 - 24	62,204	31,438	30,767	5,688	2,806	2,882	56,517	28,632	27,885
25 - 29	56,877	27,885	28,991	5,171	2,608	2,563	51,705	25,277	26,428
30 - 34	64,342	31,632	32,710	5,335	2,579	2,756	59,007	29,053	29,954
35 - 39	59,683	29,416	30,266	5,157	2,542	2,614	54,526	26,874	27,652
40 - 44	67,117	33,038	34,080	6,215	3,189	3,026	60,902	29,848	31,054
45 - 49	38,245	18,533	19,711	3,447	1,888	1,559	34,798	16,646	18,152
50 - 54	42,266	20,388	21,878	4,278	2,107	2,171	37,989	18,281	19,707
55 - 59	36,753	17,028	19,725	3,632	1,788	1,844	33,121	15,241	17,880
60 - 64	30,476	12,915	17,560	2,804	1,199	1,605	27,671	11,716	15,955
65 - 69	21,633	8,126	13,506	1,931	690	1,241	19,702	7,436	12,266
70 - 74	17,245	6,879	10,366	1,578	645	933	15,667	6,234	9,432
75-79	11,448	4,444	7,003	948	326	622	10,500	4,119	6,381
80+	12,468	4,988	7,480	1,074	429	644	11,394	4,559	6,835
Total	853,727	417,218	436,509	73,905	36,361	37,544	779,823	380,858	398,965

Tboung Khmum  
2024

Age groups	Total			Urban			Rural		
	Total	Male	Female	Total	Male	Female	Total	Male	Female
0 - 4	82,332	42,139	40,193	6,222	3,146	3,077	76,110	38,994	37,117
5 - 9	84,419	43,056	41,363	6,183	3,236	2,948	78,236	39,820	38,415
10 - 14	82,832	42,353	40,479	6,484	3,340	3,144	76,348	39,013	37,335
15 - 19	82,655	42,676	39,979	7,683	3,821	3,862	74,972	38,855	36,117
20 - 24	64,473	32,797	31,676	5,886	2,927	2,960	58,586	29,870	28,716
25 - 29	55,883	27,457	28,426	5,074	2,567	2,507	50,809	24,890	25,919
30 - 34	64,500	31,694	32,806	5,340	2,583	2,757	59,160	29,111	30,049
35 - 39	59,438	29,242	30,197	5,128	2,526	2,601	54,311	26,716	27,595
40 - 44	71,801	35,364	36,437	6,639	3,412	3,227	65,162	31,952	33,210
45 - 49	40,151	19,516	20,635	4,012	1,987	2,025	36,139	17,529	18,610
50 - 54	42,253	20,525	21,727	4,271	2,120	2,150	37,982	18,405	19,577
55 - 59	37,326	17,312	20,014	3,683	1,817	1,866	33,643	15,495	18,148
60 - 64	31,799	13,665	18,134	2,919	1,268	1,651	28,880	12,397	16,483
65 - 69	22,794	8,699	14,095	2,029	738	1,290	20,765	7,960	12,805
70 - 74	18,188	7,228	10,960	1,661	677	984	16,527	6,551	9,976
75-79	12,201	4,706	7,495	1,008	345	664	11,193	4,362	6,831
80+	12,912	5,196	7,715	1,110	447	663	11,802	4,749	7,052
Total	865,958	423,625	442,332	75,332	36,956	38,375	790,626	386,669	403,957

Tboung Khmum  
2025

Age groups	Total			Urban			Rural		
	Total	Male	Female	Total	Male	Female	Total	Male	Female
0 - 4	80,992	41,465	39,527	6,117	3,093	3,023	74,876	38,372	36,504
5 - 9	84,941	43,332	41,609	6,218	3,254	2,963	78,723	40,077	38,646
10 - 14	82,842	42,363	40,479	6,480	3,339	3,141	76,362	39,024	37,338
15 - 19	82,082	42,423	39,660	7,625	3,796	3,828	74,458	38,627	35,831
20 - 24	67,019	34,270	32,749	6,115	3,056	3,058	60,904	31,214	29,690
25 - 29	55,896	27,603	28,294	5,073	2,579	2,494	50,824	25,024	25,800
30 - 34	63,478	31,151	32,327	5,252	2,538	2,714	58,226	28,613	29,613
35 - 39	60,193	29,588	30,605	5,189	2,555	2,634	55,004	27,033	27,970
40 - 44	73,965	36,404	37,560	6,834	3,511	3,323	67,130	32,894	34,237
45 - 49	44,537	21,748	22,790	4,447	2,213	2,235	40,090	19,535	20,555
50 - 54	41,324	20,153	21,171	4,174	2,081	2,094	37,150	18,072	19,077
55 - 59	38,189	17,829	20,360	3,767	1,870	1,897	34,422	15,959	18,463
60 - 64	32,746	14,138	18,608	3,003	1,311	1,692	29,743	12,827	16,916
65 - 69	24,259	9,515	14,744	2,153	807	1,346	22,106	8,708	13,398
70 - 74	19,039	7,507	11,533	1,737	703	1,034	17,302	6,804	10,499
75-79	13,093	5,040	8,053	1,081	369	713	12,012	4,671	7,341
80+	13,421	5,413	8,007	1,153	465	688	12,268	4,948	7,320
Total	878,018	429,942	448,076	76,418	37,539	38,879	801,600	392,403	409,197

Tboung Khmum  
2026

Age groups	Total			Urban			Rural		
	Total	Male	Female	Total	Male	Female	Total	Male	Female
0 - 4	79,908	40,923	38,985	6,033	3,051	2,982	73,875	37,872	36,003
5 - 9	84,258	42,988	41,270	6,166	3,227	2,939	78,092	39,762	38,331
10 - 14	84,427	43,190	41,237	6,602	3,402	3,201	77,824	39,788	38,036
15 - 19	80,149	41,443	38,707	7,444	3,706	3,737	72,706	37,736	34,969
20 - 24	69,829	35,854	33,975	6,471	3,196	3,275	63,358	32,658	30,700
25 - 29	56,753	28,230	28,523	5,151	2,636	2,515	51,602	25,594	26,007
30 - 34	61,580	30,160	31,420	5,094	2,456	2,639	56,485	27,704	28,781
35 - 39	61,667	30,313	31,354	5,315	2,616	2,699	56,352	27,697	28,654
40 - 44	74,057	36,387	37,670	6,841	3,507	3,334	67,216	32,880	34,336
45 - 49	50,968	25,005	25,962	5,089	2,543	2,546	45,879	22,462	23,416
50 - 54	39,719	19,401	20,317	4,011	2,002	2,009	35,707	17,399	18,308
55 - 59	39,299	18,537	20,762	3,878	1,943	1,935	35,421	16,595	18,827
60 - 64	33,381	14,385	18,996	3,060	1,333	1,727	30,321	13,052	17,269
65 - 69	25,965	10,527	15,438	2,299	892	1,407	23,666	9,635	14,031
70 - 74	19,833	7,741	12,091	1,808	724	1,084	18,025	7,017	11,007
75-79	14,106	5,436	8,670	1,165	397	767	12,942	5,039	7,903
80+	14,026	5,654	8,372	1,204	486	719	12,822	5,169	7,653
Total	889,926	436,177	453,749	77,634	37,925	39,336	812,292	398,060	414,232



Tboung Khmum  
2027

Age groups	Total			Urban			Rural		
	Total	Male	Female	Total	Male	Female	Total	Male	Female
0 - 4	78,877	40,408	38,469	5,949	3,011	2,938	72,928	37,397	35,531
5 - 9	83,218	42,460	40,758	6,083	3,185	2,898	77,135	39,275	37,860
10 - 14	86,640	44,346	42,294	6,767	3,491	3,277	79,872	40,856	39,017
15 - 19	77,495	40,073	37,423	7,189	3,582	3,607	70,306	36,491	33,815
20 - 24	72,463	37,321	35,142	6,603	3,325	3,278	65,860	33,996	31,864
25 - 29	58,304	29,242	29,062	5,288	2,729	2,559	53,016	26,513	26,503
30 - 34	59,317	28,999	30,318	4,901	2,360	2,542	54,416	26,639	27,777
35 - 39	63,363	31,160	32,203	5,455	2,687	2,768	57,908	28,472	29,436
40 - 44	72,901	35,734	37,167	6,725	3,442	3,283	66,175	32,291	33,884
45 - 49	58,266	28,691	29,575	5,812	2,916	2,895	52,455	25,775	26,679
50 - 54	38,278	18,706	19,571	3,861	1,929	1,932	34,417	16,777	17,639
55 - 59	40,380	19,269	21,112	3,983	2,018	1,965	36,397	17,250	19,147
60 - 64	33,834	14,508	19,326	3,098	1,344	1,755	30,736	13,164	17,572
65 - 69	27,754	11,612	16,141	2,449	983	1,466	25,304	10,629	14,676
70 - 74	20,670	8,017	12,654	1,881	749	1,132	18,789	7,267	11,521
75-79	15,188	5,862	9,326	1,252	428	823	13,936	5,434	8,502
80+	14,741	5,930	8,812	1,264	509	755	13,478	5,421	8,057
Total	901,688	442,336	459,352	78,560	38,688	39,871	823,129	403,648	419,481

Tboung Khmum  
2028

Age groups	Total			Urban			Rural		
	Total	Male	Female	Total	Male	Female	Total	Male	Female
0 - 4	77,882	39,910	37,972	5,869	2,972	2,898	72,013	36,938	35,075
5 - 9	83,179	42,446	40,733	6,076	3,182	2,894	77,103	39,264	37,839
10 - 14	87,597	44,857	42,739	6,837	3,528	3,309	80,760	41,329	39,431
15 - 19	75,064	38,811	36,253	6,958	3,467	3,492	68,105	35,344	32,761
20 - 24	74,357	38,384	35,973	6,771	3,418	3,353	67,586	34,966	32,620
25 - 29	60,291	30,476	29,814	5,466	2,843	2,623	54,824	27,634	27,191
30 - 34	57,423	28,063	29,360	4,742	2,282	2,459	52,681	25,781	26,901
35 - 39	64,541	31,744	32,797	5,552	2,736	2,816	58,989	29,008	29,981
40 - 44	71,743	35,081	36,662	6,613	3,377	3,236	65,130	31,704	33,426
45 - 49	64,772	31,963	32,809	6,456	3,247	3,209	58,315	28,716	29,599
50 - 54	38,151	18,667	19,483	3,845	1,924	1,922	34,305	16,743	17,562
55 - 59	41,044	19,782	21,262	4,048	2,071	1,977	36,996	17,712	19,285
60 - 64	34,295	14,655	19,640	3,138	1,356	1,782	31,156	13,298	17,858
65 - 69	29,404	12,598	16,806	2,588	1,066	1,522	26,816	11,532	15,284
70 - 74	21,690	8,444	13,246	1,972	789	1,184	19,717	7,655	12,062
75-79	16,268	6,274	9,994	1,339	458	882	14,929	5,816	9,113
80+	15,582	6,254	9,328	1,334	536	798	14,247	5,718	8,530
Total	913,281	448,408	464,873	79,606	39,251	40,355	833,675	409,157	424,517

Tboung Khmum  
2029

Age groups	Total			Urban			Rural		
	Total	Male	Female	Total	Male	Female	Total	Male	Female
0 - 4	76,898	39,417	37,482	5,769	2,911	2,858	71,129	36,505	34,623
5 - 9	86,772	44,301	42,471	6,309	3,294	3,015	80,463	41,007	39,456
10 - 14	84,155	43,098	41,056	6,538	3,363	3,176	77,617	39,736	37,881
15 - 19	73,656	38,080	35,576	6,797	3,373	3,424	66,858	34,706	32,152
20 - 24	75,139	38,851	36,288	6,811	3,431	3,381	68,328	35,421	32,907
25 - 29	62,490	31,797	30,694	5,641	2,941	2,699	56,850	28,855	27,994
30 - 34	56,424	27,635	28,788	4,639	2,229	2,410	51,785	25,406	26,379
35 - 39	64,708	31,813	32,895	5,542	2,719	2,823	59,166	29,094	30,073
40 - 44	71,465	34,881	36,583	6,556	3,330	3,226	64,908	31,551	33,357
45 - 49	69,315	34,226	35,088	6,877	3,448	3,430	62,437	30,778	31,659
50 - 54	40,083	19,674	20,410	4,022	2,011	2,012	36,061	17,663	18,398
55 - 59	41,072	19,937	21,135	4,034	2,070	1,964	37,038	17,868	19,171
60 - 64	34,892	14,928	19,964	3,180	1,370	1,810	31,713	13,558	18,155
65 - 69	30,768	13,368	17,400	2,695	1,122	1,573	28,073	12,246	15,827
70 - 74	22,974	9,090	13,884	2,082	842	1,240	20,892	8,248	12,644
75-79	17,301	6,644	10,658	1,420	481	939	15,881	6,163	9,718
80+	16,558	6,638	9,920	2,109	1,262	848	14,448	5,376	9,073
Total	924,671	454,378	470,293	81,023	40,196	40,827	843,647	414,182	429,466

Tboung Khmum

2030

Age groups	Total			Urban			Rural		
	Total	Male	Female	Total	Male	Female	Total	Male	Female
0 - 4	75,899	38,913	36,985	5,689	2,872	2,818	70,209	36,041	34,168
5 - 9	85,355	43,587	41,767	6,201	3,238	2,962	79,154	40,349	38,805
10 - 14	84,667	43,368	41,300	6,572	3,381	3,191	78,095	39,987	38,108
15 - 19	73,656	38,084	35,572	6,792	3,371	3,420	66,865	34,713	32,152
20 - 24	74,611	38,618	35,993	6,758	3,408	3,350	67,853	35,211	32,642
25 - 29	64,957	33,224	31,733	5,916	3,127	2,789	59,041	30,097	28,944
30 - 34	56,437	27,782	28,655	4,636	2,239	2,397	51,802	25,543	26,259
35 - 39	63,688	31,269	32,419	5,449	2,671	2,779	58,239	28,599	29,640
40 - 44	72,385	35,299	37,085	6,665	3,367	3,297	65,720	31,932	33,788
45 - 49	71,424	35,242	36,183	7,080	3,547	3,533	64,344	31,694	32,650
50 - 54	44,492	21,939	22,553	4,461	2,240	2,221	40,031	19,698	20,333
55 - 59	40,207	19,594	20,613	3,946	2,033	1,913	36,261	17,561	18,699
60 - 64	35,759	15,402	20,357	3,255	1,413	1,842	32,505	13,989	18,515
65 - 69	31,771	13,869	17,901	2,779	1,163	1,616	28,991	12,706	16,286
70 - 74	24,567	9,995	14,572	2,225	925	1,300	22,342	9,070	13,273
75-79	18,254	6,950	11,304	1,498	503	995	16,756	6,447	10,309
80+	17,692	6,093	11,449	2,102	1,197	905	15,441	4,896	10,545
Total	935,822	459,229	476,443	82,022	40,695	41,327	853,650	418,534	435,116

---

1 See GEORGE, M. V.; S. K. SMITH; D. A. SWANSON; and J. TYMAN. 2004. 'Population Projections' Chapter 21, *Method and Materials of Demography, Second Edition* (J. S. SIEGEL and D. A. SWANSON, Editors), Elsevier Academic Press, London, pp. 561-601.

2 ROMANIUC, A. 1990. 'Population projection and prediction, simulation and prospective analysis', *Population Bulletin of the United Nations* No. 29, pp. 16- 31.

3 See, for example:

AHLBURG, D. A. & JENSEN, E. R. (2001) 'Education and the Eastern and South-Eastern Asian miracle', in *Population Change and Economic Development in Eastern and South-eastern Asia: Challenges Met, Opportunities Seized*, ed. A. MASON, Stanford University Press, Palo Alto, CA, pp. 231\_255.

BLOOM, D. E., CANNING, D. & SEVILLA, J. (2003) *The Demographic Dividend: A New Perspectives on the Economic Consequences of Population Change, Rand*, Santa Monica, CA.

VALLIN, J. (2005) 'The demographic window. An opportunity to be seized', *Asian Population Studies*, vol. 1, no. 2, pp. 149\_167.

4 UNITED NATIONS, *The 17 goals*, Department of Economic and Social Affairs Website:

<http://demographicestimation.iussp.org/content/introduction-adult-mortality-analysis>

Accessed: 10 October 2021

5 See GEORGE, M. V.; S. K. SMITH; D. A. SWANSON; and J. TYMAN. 2004. 'Population Projections' Chapter 21, *Method and Materials of Demography, Second Edition* (J. S. SIEGEL and D. A. SWANSON, Editors), Elsevier Academic Press, London, pp. 561-601.

6 These projection programs can be found in the following web sites:

DEMPROJ: [https://data.unaids.org/pub/manual/2007/demproj\\_2007\\_en.pdf](https://data.unaids.org/pub/manual/2007/demproj_2007_en.pdf)

MORTPAK:

<https://www.un.org/en/development/desa/population/publications/mortality/mortpak.asp>

DAPPS: <https://www.census.gov/data/software/dapps.html>

<https://www.census.gov/data/software/rup.html>

7 For RUP, see the following web site:

<https://www.census.gov/data/software/rup.html>

See also E. ARRIAGA and ASSOCIATES. 1994. PAS – POPULATION ANALYSIS WITH MICROCOMPUTERS, U. S Bureau of the Census, Washington, D.C., USA.

---

8 It is important to mention that the software DAPPS, also developed by the US Bureau of the Census, is a more recent version of RUP. However, the latter was preferred because it allows greater flexibility in data entry and presentation of results.

9 ROMANIUC, OP CIT, 1990

10 TA MOULTRY and I M TIMÆUS. 2013. 'Introduction to model life tables', in T A MOULTRIE, R E DORRINGTON, A G HILL, K HILL, I M TIMÆUS and B ZABA (eds), *Tools for Demographic Estimation*. Paris: International Union for the Scientific Study of Population.

Website:

<http://demographicestimation.iussp.org/content/introduction-adult-mortality-analysis>

Accessed 12 Sept. 2021

11 TIMÆUS I M, R E DORRINGTON and K H HILL. 2013. 'Introduction to adult mortality analysis', in T A MOULTRIE, R E DORRINGTON, A G HILL, K HILL, I M TIMÆUS and B ZABA (eds), *Tools for Demographic Estimation*. Paris: International Union for the Scientific Study of Population.

Website:

<http://demographicestimation.iussp.org/content/introduction-adult-mortality-analysis>

Accessed 30 Sept. 2021

12 ARRIAGA and ASSOCIATED, OP CIT, 1994.

13 United Nations, Department of Economic and Social Affairs, Population Division (2019). WORLD POPULATION PROSPECTS: THE 2019 REVISION,

[.https://esa.un.org/unpd/wpp/DataQuery/](https://esa.un.org/unpd/wpp/DataQuery/)

Accessed 12 Sept. 2021.

14 UNITED NATIONS, Population Division, 2013, MORTPAK, Version 4.3

<https://www.un.org/en/development/desa/population/publications/mortality/mortpak.asp>

See also:

---

[https://www.un.org/en/development/desa/population/publications/pdf/mortality/mortpak\\_manual.pdf](https://www.un.org/en/development/desa/population/publications/pdf/mortality/mortpak_manual.pdf)

15 GEORGE, M. V.; S. K. SMITH; D. A. SWANSON; and J. TYMAN., OP CIT, 2004

16 IBID

17 IBID

18 UNITED NATIONS SECRETARIAT, 2010, *Post Enumeration Surveys: Operational guidelines*, Department of Economic and Social Affairs, Statistics Division, New York

19 GEORGE, M. V.; S. K. SMITH; D. A. SWANSON; and J. TYMAN. OP CIT, 2004.

20 ARRIAGA and ASSOCIATED, OP CIT, 1994.

21 WEEKS, J. R. 2002. *Population, an Introduction to Concepts and Issues* (eighth edition), Wadsworth, USA.

22 HAUPT, A. and T. T. KANE. 2004. *Population Handbook*, Fifth Edition, Population Reference Bureau, Washington, DC, USA.

23 IBID

24 VALLIN, J. (2005) 'The demographic window. An opportunity to be seized', *Asian Population Studies*, vol. 1, no. 2, pp. 149-167.

25 HAUPT, A. and T. T. KANE. OP CIT, 2004

26 VALLIN, OP CIT 2005.

---

[27](#) CINCOTTA, R. P., ENGELMAN, R. & ANASTATION, D., 2003, *The Security Demographic: Population and Civil Conflict after the Cold War*, Population Action International, Washington, DC.

[28](#) VALLIN, OP CIT 2005.

[29](#) WEEKS, OP CIT 2002

[30](#) ROWLAND, D. T. 2003. *Demographic Methods and Concepts*, Oxford University Press, United Kingdom.

[31](#) UNITED NATIONS. 1974. *Methods for Projections of Urban and Rural Population, Manual VIII*. New York: Department of Economic and Social Affairs, United Nations.

[32](#) ROWLAND, D. T. OP CIT, 2003

[33](#) RAHMAAN, A. U. 2011. *The Imperatives of Urban and Regional Planning: Concepts and Case Studies from the Developing World*, Xlibris, London.

[34](#) Beers, H. S. 1945. 'Six-Term Formula for Routine Actuarial Interpolation', *The Record of the American Institute of Actuaries*, 34 Part I (69): 59-60.



